



Date: 26/11/25
Time: 19:00
Match: Round: 10. Matchday, Match ID: 65088084, Season: 25/26
Venue: Sporthalle Krems
Referees: ,

MATCH-REPORT

HLA Meisterliga

www.hla.at

#GeballteLeidenschaft

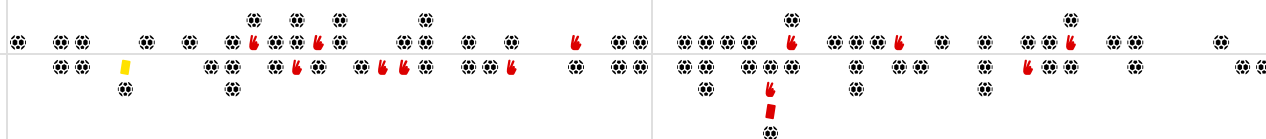


UHK Krems

ENDED

35 : 33 HC Fivers Wat Margareten

(19 : 15)



Top scorer: Auss 11

2min: 6

Top scorer: Rudnicki 13

2min: 6

SCORING EFFICIENCY: **78%**

7M EFFICIENCY

Total shots: 45



Goals: 35



Saved: 9



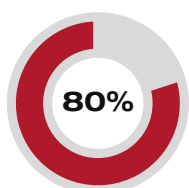
Missed: 1



Post: 0



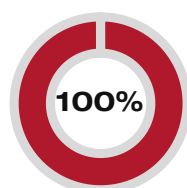
Blocked: 0



Goals scored 4 7m awarded 5

Unsuccessful:
44:17 | 10 AUSS (SAVE)

7M EFFICIENCY



Goals scored 4 7m awarded 4

Unsuccessful:

SCORING EFFICIENCY: **63%**

Total shots: 52



Goals: 33



Saved: 11



Missed: 6



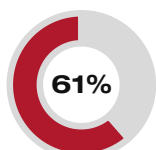
Post: 3



Blocked: 2

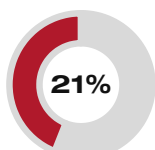


ATTACK SUCCESS



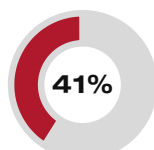
Goals scored 35 Attack* 57

GOALKEEPER EFFICIENCY



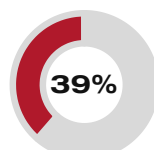
Saves 9 Shots on target 42

DEFENDING EFFICIENCY



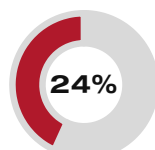
Goals conceded 33 Attack conceded* 56

DEFENDING EFFICIENCY



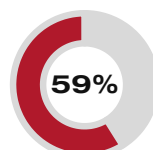
Goals conceded 35 Attack conceded* 57

GOALKEEPER EFFICIENCY



Saves 11 Shots on target 46

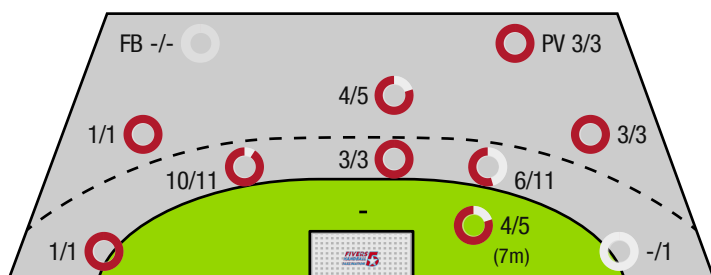
ATTACK SUCCESS



Goals scored 33 Attack* 56

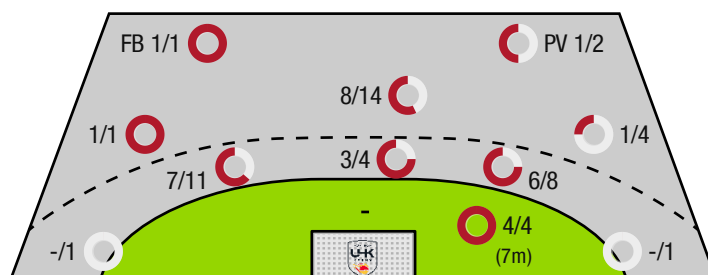
*Attack number is incremented on every change of ball possession.

UHK KREMS - OFFENCE



FB - All fast breaks PV - Pivot shots

HC FIVERS WAT MARGARETEN - OFFENCE





UHK Krems

ENDED

35 : 33

HC Fivers Wat Margareten



(19 : 15)

Players			Shots (goals)								Others				Penalties			
No	Name	Pos.	Total	7m	6m	9m	Wing	PV	FB	BT*	TF	ST	BS	AS	YC	2min	RC	BC
22	Domevscek, Lukas	TW	-% (0/0)								1							
38	Hollerer, Matthias	TW	-% (0/0)															
2	Stradinger, Max	RL	-% (0/0)															
5	Hellerschmid, Fabian	LA	-% (0/0)															
6	Hofmann, Peter	RM	-% (0/0)															
7	Gaydusek, Marc	RA	0% (0/1)		0/1													
10	Auss, Tobias	LA	92% (11/12)	3/4	7/7		1/1											
14	Rudischer, Benedikt	LA	-% (0/0)															
15	Hasecic, Kenan	KM	100% (2/2)					2/2										
19	Knez, Domen	RL	100% (1/1)			1/1							1	1		2		
20	Alkic, Sinan	KM	100% (2/2)			1/1		1/1			1					2		
23	Lippitsch, Mario Andreas	RM	0% (0/1)		0/1									2				
27	Bergemann, Thies	RA	57% (4/7)	1/1	3/5		0/1							1		1		
28	Munzinger, Luca	RR	80% (4/5)		1/1	3/4					3		1					
32	Hofmann, Paul	RL	100% (8/8)		6/6	2/2				3/3	1			2				
37	Teubert, Marian	RM	50% (3/6)		2/4	1/1				2/2	3			5		1		
0A	Filzwieser, Wolfgang																	
0B	Thaqi, Ibish																	
0C	Feichtinger, Sebastian																	
0D	Hanko, Stefan																	
			78% (35 /45)	4/5	19/25	8/9	1/2	3/3	0/0	5/5	9	0	2	11	0	6	0	0

A breakthrough (BT) is an additional information for goals that have been achieved from the backcourt. The number of these goals will not be included in the sum of the goals of a player.

Goalkeepers		Shot (saves)							
No	Name	Total	7m	6m	9m	Wing	PV	Fast breaks	Breakthrough
22	Domevscek, Lukas	26% (9 /35)	0% (0 /3)	14% (2 /14)	36% (5 /14)	100% (1 /1)	50% (1 /2)	0% (0 /1)	0% (0 /3)
38	Hollerer, Matthias	22% (2 /9)	0% (0 /1)	33% (2 /6)	0% (0 /1)	-% (0 /0)	-% (0 /0)	-% (0 /0)	0% (0 /1)
		25% (11 /44)	0% (0 /4)	20% (4 /20)	33% (5 /15)	100% (1 /1)	50% (1 /2)	0% (0 /1)	0% (0 /4)

Team shots	Goals	Saved	Missed	Post	Blocked	Total	Efficiency
7m shots	4	1	0	0	0	4/5	80%
6m shots	19	6	0	0	0	19/25	76%
9m shots	8	1	0	0	0	8/9	89%
Wing shots	1	1	0	0	0	1/2	50%
Pivot	3	0	0	0	0	3/3	100%
Fast breaks	0	0	0	0	0	0/0	NaN%
Breakthrough	5	0	0	0	0	5/5	100%
	35	9	1	0	0	35/45	78%

LEGEND

PV	Pivot shots
FB	All fast breaks
BT	Breakthrough
TF	Technical fault
ST	Steals
BS	Blocked shots
AS	Assist
YC	Yellow cards
2min	2 Minute suspension
RC	Red cards
BC	Blue cards

It is possible in individual cases, that differences between the sum of individual player statistics and team statistics occur. The reason is that due to the speed of a handball game at individual events our scouts can not assign the player data correctly.



UHK Krems

ENDED

35 : 33 HC Fivers Wat Margareten

(19 : 15)



Players			Shots (goals)								Others				Penalties			
No	Name	Pos.	Total	7m	6m	9m	Wing	PV	FB	BT*	TF	ST	BS	AS	YC	2min	RC	BC
51	Oleksii, Novikov	TW	-% (0/0)															
52	Konstantin, Marko	TW	100% (1/1)															
5	Danhel, Maximilian	RR	50% (1/2)					1/2										
15	Rattensperger, Matthias	RA	63% (5/8)		5/7		0/1				1	1						
45	Heizinger, Florian	KM	0% (0/1)		0/1											1		
50	Tikvic, Emanuel	RL	-% (0/0)															
53	Dvorak, Florentin	RR	40% (2/5)		2/2	0/3					1	1		1		1		
54	Bavlnka, Leon	RM	50% (1/2)		1/1	0/1				1/1						1		
55	Martinovic, Marin	RM	40% (2/5)	1/1	0/2	1/2					1							
57	Rudnicki, Mats	RL	87% (13/15)		5/6	8/9				1/1								
58	Maksic, Velibor	RR	0% (0/1)			0/1												
59	Mirjanic, Mateja	RA	-% (0/0)															
65	Breit, Leon	LA	-% (0/0)													3	1	
75	Riede, Maximilian	RA	-% (0/0)															
85	Schuh, Fabio	RM	75% (6/8)	3/3	2/3	1/2				2/2	1			1				
95	Lichtblau, Lorin	LA	67% (2/3)		1/1		0/1		1/1									
0A	Jonas, Herbert																	
0B	Eckl, Peter														1			
0C	Neckam, Monika																	
0D	Glatzl, Fabian																	
			63% (33 /52)	4/4	16/23	10/19	0/2	1/2	1/1	4/4	4	2	0	2	1	6	1	0

A breakthrough (BT) is an additional information for goals that have been achieved from the backcourt. The number of these goals will not be included in the sum of the goals of a player.

Goalkeepers		Shot (saves)							
No	Name	Total	7m	6m	9m	Wing	PV	Fast breaks	Breakthrough
51	Oleksii, Novikov	18% (4 /22)	0% (0 /3)	17% (2 /12)	33% (1 /3)	50% (1 /2)	0% (0 /2)	-% (0 /0)	0% (0 /1)
52	Konstantin, Marko	25% (5 /20)	50% (1 /2)	33% (4 /12)	0% (0 /5)	-% (0 /0)	0% (0 /1)	-% (0 /0)	0% (0 /4)
		21% (9 /42)	20% (1 /5)	25% (6 /24)	13% (1 /8)	50% (1 /2)	0% (0 /3)	-% (0 /0)	0% (0 /5)

Team shots	Goals	Saved	Missed	Post	Blocked	Total	Efficiency
7m shots	4	0	0	0	0	4/4	100%
6m shots	16	4	0	1	2	16/23	70%
9m shots	10	5	2	2	0	10/19	53%
Wing shots	0	1	0	0	0	0/2	0%
Pivot	1	1	0	0	0	1/2	50%
Fast breaks	1	0	0	0	0	1/1	100%
Breakthrough	4	0	0	0	0	4/4	100%
	33	11	6	3	2	33/52	63%

LEGEND

PV	Pivot shots
FB	All fast breaks
BT	Breakthrough
TF	Technical fault
ST	Steals
BS	Blocked shots
AS	Assist
YC	Yellow cards
2min	2 Minute suspension
RC	Red cards
BC	Blue cards

It is possible in individual cases, that differences between the sum of individual player statistics and team statistics occur. The reason is that due to the speed of a handball game at individual events our scouts can not assign the player data correctly.