



Date: 14/11/25
Time: 19:30
Match: Round: 9. Matchday, Match ID: 65255998, Season: 25/26
Venue: Thermenhalle
Referees: ,

MATCH-REPORT

HLA Meisterliga

www.hla.at

#GeballteLeidenschaft



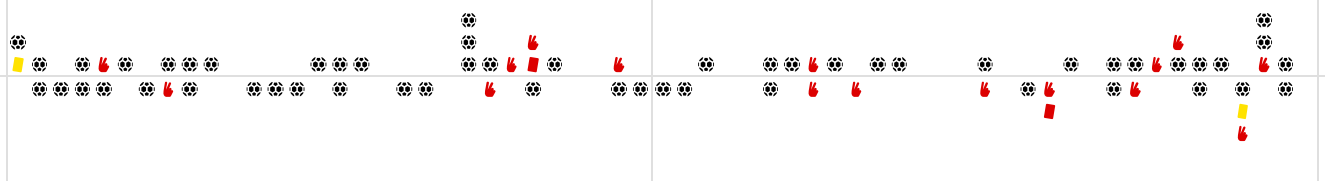
JAGS Voslau

ENDED

31 : 23

(15 : 15)

UHK Krems



Top scorer: Kovacec 11

2min: 8

Top scorer: Bergemann 5

2min: 8

SCORING EFFICIENCY: **63%**

7M EFFICIENCY

Total shots: 49



Goals: 31



Saved: 13



Missed: 4



Post: 2



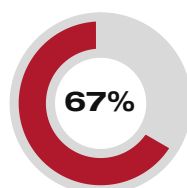
Blocked: 1



Goals scored 3 7m awarded 3

Unsuccessful:

7M EFFICIENCY



Goals scored 4 7m awarded 6

Unsuccessful:

41:30 | 10 AUSS (SAVE)
56:54 | 27 BERGEMANN (SAVE)

SCORING EFFICIENCY: **55%**

Total shots: 42



Goals: 23



Saved: 15



Missed: 4



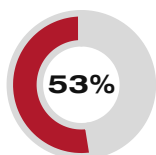
Post: 1



Blocked: 0

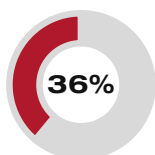


ATTACK SUCCESS



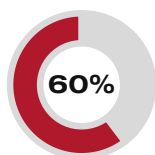
Goals scored 31 Attack* 59

GOALKEEPER EFFICIENCY



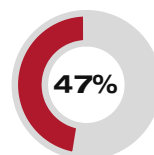
Saves 13 Shots on target 36

DEFENDING EFFICIENCY



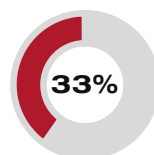
Goals conceded 23 Attack conceded* 58

DEFENDING EFFICIENCY



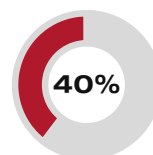
Goals conceded 31 Attack conceded* 59

GOALKEEPER EFFICIENCY



Saves 15 Shots on target 46

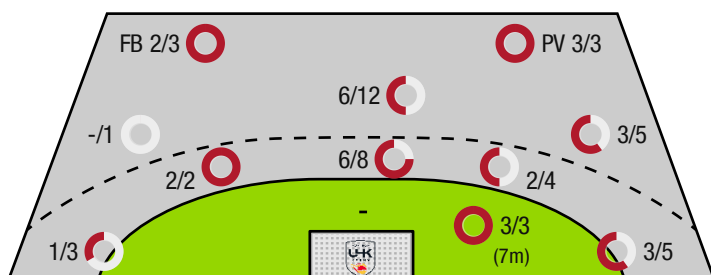
ATTACK SUCCESS



Goals scored 23 Attack* 58

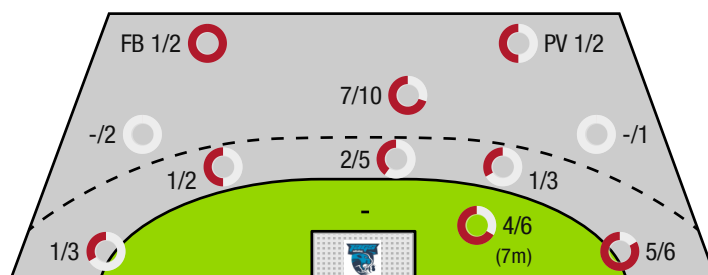
*Attack number is incremented on every change of ball possession.

JAGS VOSLAU - OFFENCE



FB - All fast breaks PV - Pivot shots

UHK KREMS - OFFENCE





JAGS Voslau

ENDED

31 : 23

(15 : 15)

UHK Krems



Players			Shots (goals)								Others				Penalties			
No	Name	Pos.	Total	7m	6m	9m	Wing	PV	FB	BT*	TF	ST	BS	AS	YC	2min	RC	BC
1	Bauer,Thomas	TW	-% (0/0)											2			1	
61	Kaiper,Florian	TW	-% (0/0)															
4	Giner Duran,Roger	RA	63% (5/8)		0/1		3/5		2/2	0/1								
5	Nikolic, Lukas	RL	0% (0/3)				0/2		0/1									
9	Abrahao, Leonardo	RM	33% (1/3)		1/1	0/2					2	2		2		1		
11	Muck, Raphael	RA	63% (5/8)		2/4	3/4				2/4	2			1				
14	Scheicher, Emil	RR	-% (0/0)															
17	Dika, Mateo	RA	50% (1/2)		1/1	0/1					2							
23	Barta, Christoph	RA	-% (0/0)								1							
34	Bachmann, Moritz	RL	100% (2/2)		2/2					2/2	2	1		5		1		
41	Kovacec, Jan	RM	65% (11/17)	3/3	2/3	6/11				2/2		1		4	1			
55	Mendonca, Eduardo	KM	100% (1/1)					1/1								1		
66	Doblhoff- deir, Moritz	RL	-% (0/0)											1		2		
68	Schartel, Fabian	LA	100% (2/2)		1/1		1/1				1	1						
84	Dell, Jonas	RL	100% (3/3)		1/1			2/2			2							
95	Kirveliavicius, Romas	RL	-% (0/0)													2		
0A	Eberl, Roland																	
0B	Salvat Sanchez, Sebastian																	
0C	Halperin, Moshe																	
0D	Tatzgern, Nino																	
			63% (31 /49)	3/3	10/14	9/18	4/8	3/3	2/3	6/9	12	5	0	15	1	8	1	0

A breakthrough (BT) is an additional information for goals that have been achieved from the backcourt. The number of these goals will not be included in the sum of the goals of a player.

Goalkeepers		Shot (saves)							
No	Name	Total	7m	6m	9m	Wing	PV	Fast breaks	Breakthrough
1	Bauer,Thomas	50% (3 /6)	0% (0 /2)	0% (0 /1)	100% (1 /1)	100% (2 /2)	-% (0 /0)	-% (0 /0)	0% (0 /1)
61	Kaiper,Florian	39% (12 /31)	50% (2 /4)	50% (3 /6)	36% (4 /11)	14% (1 /7)	50% (1 /2)	100% (1 /1)	40% (2 /5)
		41% (15 /37)	33% (2 /6)	43% (3 /7)	42% (5 /12)	33% (3 /9)	50% (1 /2)	100% (1 /1)	33% (2 /6)

Team shots	Goals	Saved	Missed	Post	Blocked	Total	Efficiency
7m shots	3	0	0	0	0	3/3	100%
6m shots	10	2	1	1	0	10/14	71%
9m shots	9	6	1	1	1	9/18	50%
Wing shots	4	4	0	0	0	4/8	50%
Pivot	3	0	0	0	0	3/3	100%
Fast breaks	2	1	0	0	0	2/3	67%
Breakthrough	6	2	0	1	0	6/9	67%
	31	13	4	2	1	31/49	63%

LEGEND

PV	Pivot shots
FB	All fast breaks
BT	Breakthrough
TF	Technical fault
ST	Steals
BS	Blocked shots
AS	Assist
YC	Yellow cards
2min	2 Minute suspension
RC	Red cards
BC	Blue cards

It is possible in individual cases, that differences between the sum of individual player statistics and team statistics occur. The reason is that due to the speed of a handball game at individual events our scouts can not assign the player data correctly.



JAGS Voslau

ENDED

31 : 23

(15 : 15)

UHK Krems



Players			Shots (goals)								Others				Penalties			
No	Name	Pos.	Total	7m	6m	9m	Wing	PV	FB	BT*	TF	ST	BS	AS	YC	2min	RC	BC
22	Domevscek, Lukas	TW	-% (0/0)															
38	Hollerer, Matthias	TW	-% (0/0)															
2	Stradinger, Max	RL	50% (1/2)			0/1			1/1									
5	Hellerschmid, Fabian	LA	-% (0/0)															
6	Hofmann, Peter	RM	0% (0/1)		0/1													
7	Gaydusek, Marc	RA	50% (1/2)				1/2				1							
10	Auss, Tobias	LA	50% (3/6)	3/4			0/2				2	2						
14	Rudischer, Benedikt	LA	100% (1/1)				1/1				1	1						
15	Hasecic, Kenan	KM	100% (1/1)					1/1			1					1		
19	Knez, Domen	RL	33% (1/3)		0/1	1/1			0/1		1	1	1			3	1	
20	Alkic, Sinan	KM	0% (0/1)					0/1			2					1		
23	Lippitsch, Mario Andreas	RM	50% (1/2)		1/2					1/2	2			1				
27	Bergemann, Thies	RA	83% (5/6)	1/2			4/4											
28	Munzinger, Luca	RR	50% (3/6)		0/1	3/5				0/1	1			3		1		
32	Hofmann, Paul	RL	50% (3/6)		1/2	2/4				1/1	1					1		
37	Teubert, Marian	RM	60% (3/5)		2/3	1/2				2/2				3				
OA	Beranek, Hermann																	
OB	Thaqi, Ibish														1			
OC	Feichtinger, Sebastian																	
OD	Nachtnebel, Claudia																	
			55% (23 /42)	4/6	4/10	7/13	6/9	1/2	1/2	4/6	12	4	1	7	1	8	1	0

A breakthrough (BT) is an additional information for goals that have been achieved from the backcourt. The number of these goals will not be included in the sum of the goals of a player.

Goalkeepers		Shot (saves)							
No	Name	Total	7m	6m	9m	Wing	PV	Fast breaks	Breakthrough
22	Domevscek, Lukas	30% (13 /43)	0% (0 /2)	17% (2 /12)	40% (6 /15)	50% (4 /8)	0% (0 /3)	33% (1 /3)	25% (2 /8)
38	Hollerer, Matthias	0% (0 /1)	0% (0 /1)	-% (0 /0)	-% (0 /0)	-% (0 /0)	-% (0 /0)	-% (0 /0)	-% (0 /0)
		30% (13 /44)	0% (0 /3)	17% (2 /12)	40% (6 /15)	50% (4 /8)	0% (0 /3)	33% (1 /3)	25% (2 /8)

Team shots	Goals	Saved	Missed	Post	Blocked	Total	Efficiency
7m shots	4	2	0	0	0	4/6	67%
6m shots	4	3	3	0	0	4/10	40%
9m shots	7	5	0	1	0	7/13	54%
Wing shots	6	3	0	0	0	6/9	67%
Pivot	1	1	0	0	0	1/2	50%
Fast breaks	1	1	0	0	0	1/2	50%
Breakthrough	4	2	0	0	0	4/6	67%
	23	15	4	1	0	23/42	55%

LEGEND

PV	Pivot shots
FB	All fast breaks
BT	Breakthrough
TF	Technical fault
ST	Steals
BS	Blocked shots
AS	Assist
YC	Yellow cards
2min	2 Minute suspension
RC	Red cards
BC	Blue cards

It is possible in individual cases, that differences between the sum of individual player statistics and team statistics occur. The reason is that due to the speed of a handball game at individual events our scouts can not assign the player data correctly.