



Date: 18/04/26  
 Time: 18:30  
 Match: Round: 22. Matchday, Match ID: 66456808, Season: 25/26  
 Venue: Ballspielhalle Ferlach  
 Referees: ,

# MATCH-REPORT

HLA Meisterliga

www.hla.at

#GeballteLeidenschaft

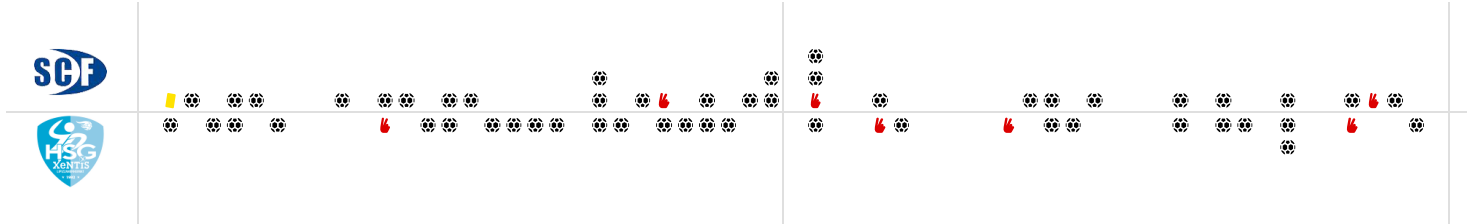
ENDED

SC Ferlach

26 : 26

HSG Lipizzanerheimat

( 15 : 16 )



Top scorer: Perkusic **8** | 2min: **3** | Top scorer: Golubovic **6** | 2min: **4**

**SCORING EFFICIENCY: 60%**

7M EFFICIENCY

Total shots: 43

Goals: 26

Saved: 11

Missed: 4

Post: 3

Blocked: 1

**67%**

2 Goals scored | 3 7m awarded

Unsuccessful: 52:08 | 10 PERKUSIC (OFF)

**SCORING EFFICIENCY: 63%**

7M EFFICIENCY

Total shots: 41

Goals: 26

Saved: 10

Missed: 4

Post: 1

Blocked: 1

**100%**

5 Goals scored | 5 7m awarded

Unsuccessful:

**ATTACK SUCCESS**    **GOALKEEPER EFFICIENCY**    **DEFENDING EFFICIENCY**

**55%**

26 Goals scored | 47 Attack\*

**30%**

11 Saves | 37 Shots on target

**45%**

26 Goals conceded | 47 Attack conceded\*

**DEFENDING EFFICIENCY**    **GOALKEEPER EFFICIENCY**    **ATTACK SUCCESS**

**45%**

26 Goals conceded | 47 Attack conceded\*

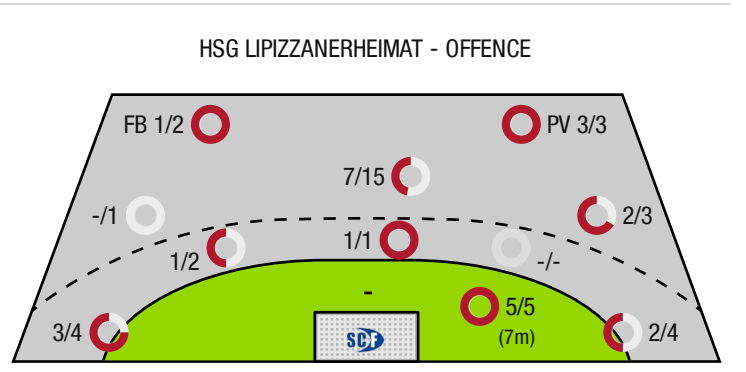
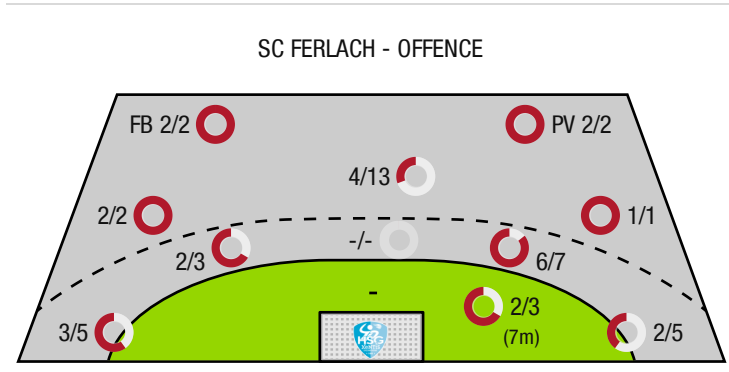
**28%**

10 Saves | 36 Shots on target

**55%**

26 Goals scored | 47 Attack\*

\*Attack number is incremented on every change of ball possession.



FB - All fast breaks    PV - Pivot shots



SC Ferlach

ENDED

**26 : 26**

( 15 : 16 )

HSG Lipizzanerheimat



Players			Shots (goals)								Others				Penalties			
No	Name	Pos.	Total	7m	6m	9m	Wing	PV	FB	BT*	TF	ST	BS	AS	YC	2min	RC	BC
1	Dobaj, Gasper	TW	-% (0/0)											1				
92	Jakob, Kelich	TW	-% (0/0)															
96	Konecny, Michal Martin	TW	-% (0/0)															
4	Wuzella, Stefan	RA	50% (1/2)				1/2											
6	Krobath, Leander	RL	50% (1/2)		1/1	0/1					2							
8	Knapp, Simon	KM	-% (0/0)													1		
10	Perkusic, Toni	RR	67% (8/12)	2/3	3/3	3/6					3			5				
13	Gysin, David	RR	0% (0/1)		0/1									2				
21	Gartner, Tine	RA	60% (3/5)		2/2		1/3											
25	Ploner, Florian	LA	57% (4/7)		0/1		3/5		1/1		1							
27	Pernovsek, Luka	RA	-% (0/0)															
50	Gonzalez-Martinez, Adonis	RM	-% (0/0)													1		
57	Leban, Patrik	RM	40% (2/5)			2/5								12				
77	Kelih, Markus	RM	-% (0/0)															
81	Milicevic, Adrian	KM	100% (3/3)					2/2	1/1					1		1		
93	Nosan, Blaz	RM	67% (4/6)		2/2	2/4							1	2	1			
0A	Barisic, Miro																	
0B	Begus, Robert																	
0C	Holz, Christoph																	
			60% (26 / 43)	2/3	8/10	7/16	5/10	2/2	2/2	0/0	6	0	1	23	1	3	0	0

A breakthrough (BT) is an additional information for goals that have been achieved from the backcourt. The number of these goals will not be included in the sum of the goals of a player.

Goalkeepers		Shot (saves)							
No	Name	Total	7m	6m	9m	Wing	PV	Fast breaks	Breakthrough
1	Dobaj, Gasper	33% (6 / 18)	0% (0 / 3)	0% (0 / 2)	43% (3 / 7)	40% (2 / 5)	-% (0 / 0)	100% (1 / 1)	-% (0 / 0)
92	Jakob, Kelich	-% (0 / 0)	-% (0 / 0)	-% (0 / 0)	-% (0 / 0)	-% (0 / 0)	-% (0 / 0)	-% (0 / 0)	-% (0 / 0)
96	Konecny, Michal Martin	24% (4 / 17)	0% (0 / 2)	100% (1 / 1)	38% (3 / 8)	0% (0 / 2)	0% (0 / 3)	0% (0 / 1)	-% (0 / 0)
		29% (10 / 35)	0% (0 / 5)	33% (1 / 3)	40% (6 / 15)	29% (2 / 7)	0% (0 / 3)	50% (1 / 2)	-% (0 / 0)

Team shots	Goals	Saved	Missed	Post	Blocked	Total	Efficiency
7m shots	2	0	1	0	0	2/3	67%
6m shots	8	2	0	0	0	8/10	80%
9m shots	7	6	1	1	1	7/16	44%
Wing shots	5	3	0	2	0	5/10	50%
Pivot	2	0	0	0	0	2/2	100%
Fast breaks	2	0	0	0	0	2/2	100%
Breakthrough	0	0	0	0	0	0/0	NaN%
	26	11	4	3	1	26/43	60%

## LEGEND

PV	Pivot shots
FB	All fast breaks
BT	Breakthrough
TF	Technical fault
ST	Steals
BS	Blocked shots
AS	Assist
YC	Yellow cards
2min	2 Minute suspension
RC	Red cards
BC	Blue cards

It is possible in individual cases, that differences between the sum of individual player statistics and team statistics occur. The reason is that due to the speed of a handball game at individual events our scouts can not assign the player data correctly.



SC Ferlach

ENDED

26 : 26

HSG Lipizzanerheimat



( 15 : 16 )

Players			Shots (goals)								Others				Penalties			
No	Name	Pos.	Total	7m	6m	9m	Wing	PV	FB	BT*	TF	ST	BS	AS	YC	2min	RC	BC
16	Budovic, Jovo	TW	-% (0/0)											2				
99	Strasek, Denis	TW	-% (0/0)															
4	Omeragic, Adi	RL	33% (3/9)			2/8					2			5				
5	Gollner, Alexander	RM	100% (4/4)		2/2	2/2					1			2				
6	Cichy, Markus	RR	-% (0/0)															
7	Horvat, Ivan	RL	60% (3/5)			3/5					3			6		1		
9	Palmstingl, Patrick	RA	40% (2/5)				2/4		0/1									
13	Langmann, Leonhard	LA	50% (2/4)		0/1		1/2		1/1									
14	Kreidl, Paul	RM	100% (2/2)				2/2											
19	Wastl, Philip	KM	100% (2/2)			1/1		1/1								1		
21	Polzl, Jonas	RM	-% (0/0)															
41	Fall, Moritz	RR	-% (0/0)															
56	Beciri, Kristian	KM	100% (2/2)					2/2					1					
61	Golubovic, Milan	RR	86% (6/7)	5/5		1/2					1			5		2		
77	Liam, Eishinger	KM	-% (0/0)															
87	Plattner, Felix	RM	0% (0/1)			0/1												
0A	Pausits, Noel																	
0B	Gyurka, Janos																	
0C	W, Smon																	
0D	Lantos, Cornel																	
			<b>63%</b> (26 / 41)	5/5	2/3	9/19	5/8	3/3	1/2	0/0	7	0	1	20	0	4	0	0

A breakthrough (BT) is an additional information for goals that have been achieved from the backcourt. The number of these goals will not be included in the sum of the goals of a player.

Goalkeepers		Shot (saves)							
No	Name	Total	7m	6m	9m	Wing	PV	Fast breaks	Breakthrough
16	Budovic, Jovo	33% (11 / 33)	0% (0 / 2)	20% (2 / 10)	50% (6 / 12)	50% (3 / 6)	0% (0 / 2)	0% (0 / 1)	-% (0 / 0)
99	Strasek, Denis	0% (0 / 4)	-% (0 / 0)	-% (0 / 0)	0% (0 / 1)	0% (0 / 2)	-% (0 / 0)	0% (0 / 1)	-% (0 / 0)
		<b>30%</b> (11 / 37)	<b>0%</b> (0 / 2)	<b>20%</b> (2 / 10)	<b>46%</b> (6 / 13)	<b>38%</b> (3 / 8)	<b>0%</b> (0 / 2)	<b>0%</b> (0 / 2)	<b>-%</b> (0 / 0)

Team shots	Goals	Saved	Missed	Post	Blocked	Total	Efficiency
7m shots	5	0	0	0	0	5/5	100%
6m shots	2	1	0	0	0	2/3	67%
9m shots	9	6	3	0	1	9/19	47%
Wing shots	5	2	0	1	0	5/8	63%
Pivot	3	0	0	0	0	3/3	100%
Fast breaks	1	1	0	0	0	1/2	50%
Breakthrough	0	0	0	0	0	0/0	NaN%
	26	10	4	1	1	26/41	63%

## LEGEND

PV	Pivot shots
FB	All fast breaks
BT	Breakthrough
TF	Technical fault
ST	Steals
BS	Blocked shots
AS	Assist
YC	Yellow cards
2min	2 Minute suspension
RC	Red cards
BC	Blue cards

It is possible in individual cases, that differences between the sum of individual player statistics and team statistics occur. The reason is that due to the speed of a handball game at individual events our scouts can not assign the player data correctly.