



Date: 15/03/26
 Time: 19:00
 Match: Round: 2. Matchday, Match ID: 69275262, Season: 25/26
 Venue: Fritz Grassinger sports hall
 Referees: ,

MATCH-REPORT

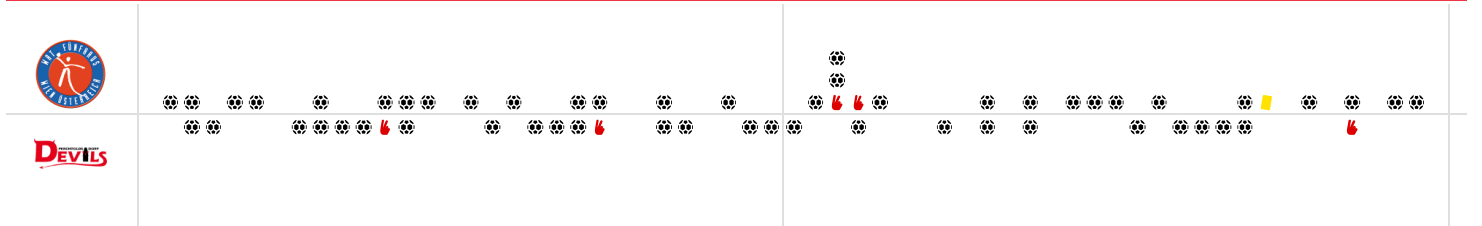
HLA Challenge

#GeballteLeidenschaft

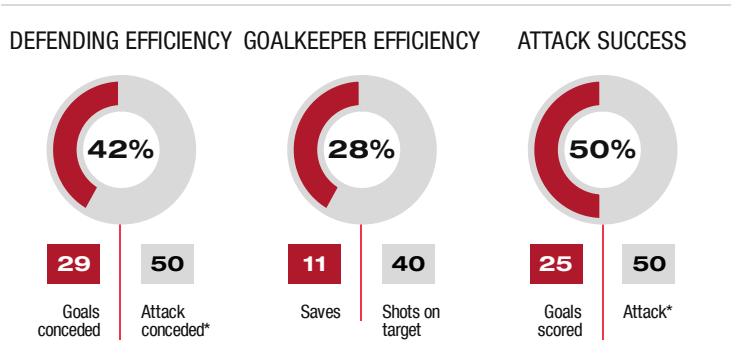
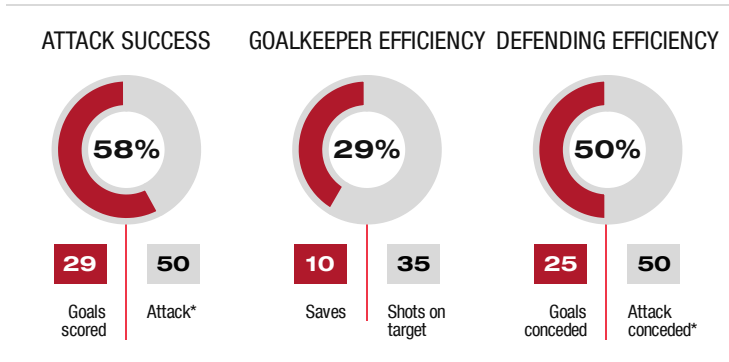
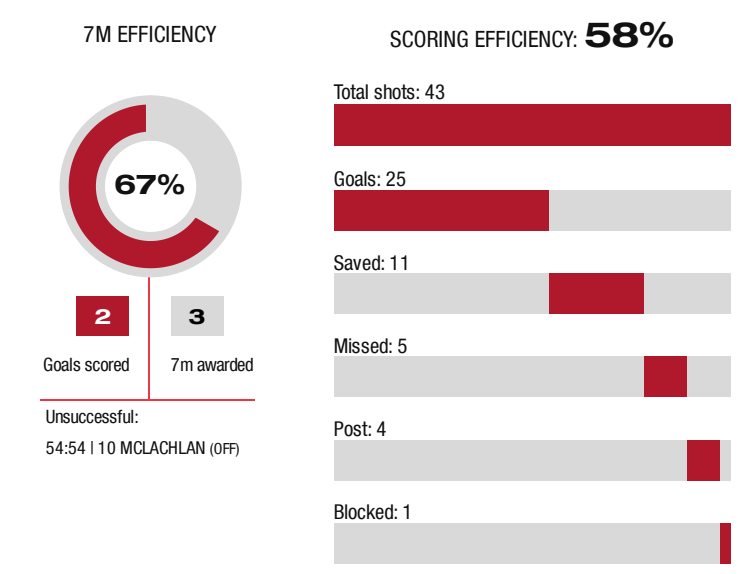
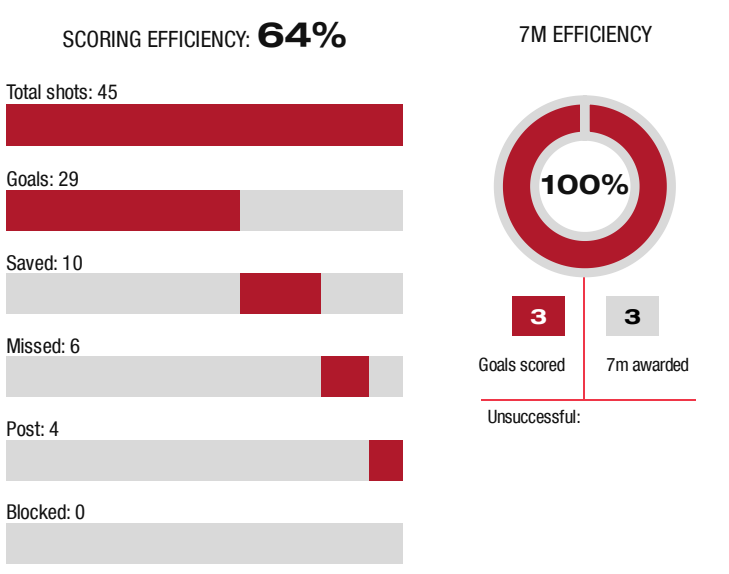
ENDED

29 : 25

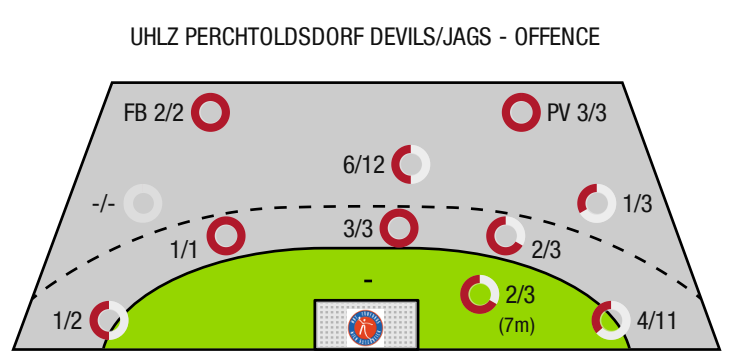
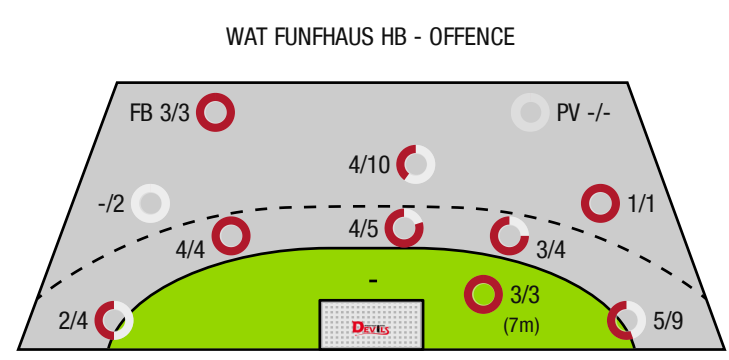
(14 : 15)



Top scorer: Baxter **9** 2min: **2** Top scorer: Mclachlan **6** 2min: **3**



*Attack number is incremented on every change of ball possession.



FB - All fast breaks PV - Pivot shots



Wat Funfhaus HB

ENDED

29 : 25

(14 : 15)

UHLZ Perchtoldsdorf
Devils/Jags

Players			Shots (goals)								Others				Penalties			
No	Name	Pos.	Total	7m	6m	9m	Wing	PV	FB	BT*	TF	ST	BS	AS	YC	2min	RC	BC
98	Pavic, Jakov	TW	-% (0/0)															
99	Dominik, Frank	TW	-% (0/0)															
8	Georg, Mayr Pranzeneder		75% (3/4)			2/3			1/1					1				
13	Woss, F		-% (0/0)															
15	Nickel, Carsten	RR	50% (2/4)			1/2	1/2				1			1				
16	Baxter, John	RL	75% (9/12)	3/3	2/2	1/3	1/2		2/2	2/2	2	1		1				
22	Vuksa, Goran	KM	100% (1/1)		1/1								1			1		
23	Fetz, Leonard	KM	-% (0/0)													1		
29	Matzinger, Philip	LA	-% (0/0)															
32	Huber, Bernhard	LA	50% (2/4)		1/1	0/1	1/2			1/1				2				
33	Toljevic, F	KM	-% (0/0)															
49	Pasic, Tiam	RA	-% (0/0)															
55	Fernandez, Iago		63% (5/8)		1/1		4/7				3	1						
77	Zalewski, Emil	RL	100% (3/3)		2/2	1/1				1/1	2							
87	Pfannhauser, Feliz	RL	-% (0/0)															
90	Jochmann, Jakob	RM	44% (4/9)		4/6	0/3				3/5				3				
0A	KORNER, Philipp																	
0B	Issing, Timo														1			
0C	Zganec, Dorian																	
0D	Friedel, Felix																	
			64% (29/45)	3/3	11/13	5/13	7/13	0/0	3/3	7/9	8	2	1	8	1	2	0	0

A breakthrough (BT) is an additional information for goals that have been achieved from the backcourt. The number of these goals will not be included in the sum of the goals of a player.

Goalkeepers		Shot (saves)							
No	Name	Total	7m	6m	9m	Wing	PV	Fast breaks	Breakthrough
98	Pavic, Jakov	31% (11/36)	0% (0/2)	14% (1/7)	30% (3/10)	58% (7/12)	0% (0/3)	0% (0/2)	0% (0/5)
99	Dominik, Frank	-% (0/0)	-% (0/0)	-% (0/0)	-% (0/0)	-% (0/0)	-% (0/0)	-% (0/0)	-% (0/0)
		31% (11/36)	0% (0/2)	14% (1/7)	30% (3/10)	58% (7/12)	0% (0/3)	0% (0/2)	0% (0/5)

Team shots	Goals	Saved	Missed	Post	Blocked	Total	Efficiency
7m shots	3	0	0	0	0	3/3	100%
6m shots	11	2	0	0	0	11/13	85%
9m shots	5	5	1	2	0	5/13	38%
Wing shots	7	3	0	2	0	7/13	54%
Pivot	0	0	0	0	0	0/0	NaN%
Fast breaks	3	0	0	0	0	3/3	100%
Breakthrough	7	2	0	0	0	7/9	78%
	29	10	6	4	0	29/45	64%

LEGEND

PV	Pivot shots
FB	All fast breaks
BT	Breakthrough
TF	Technical fault
ST	Steals
BS	Blocked shots
AS	Assist
YC	Yellow cards
2min	2 Minute suspension
RC	Red cards
BC	Blue cards

It is possible in individual cases, that differences between the sum of individual player statistics and team statistics occur. The reason is that due to the speed of a handball game at individual events our scouts can not assign the player data correctly.



Wat Funfhaus HB

ENDED

29 : 25

(14 : 15)

UHLZ Perchtoldsdorf
Devils/Jags

Players			Shots (goals)								Others				Penalties			
No	Name	Pos.	Total	7m	6m	9m	Wing	PV	FB	BT*	TF	ST	BS	AS	YC	2min	RC	BC
1	Binder, Lucas	TW	-% (0/0)															
42	Ilov, Boris	TW	-% (0/0)								1							
4	Tacke, Laurens	LA	100% (2/2)					2/2										
5	Bavlnka, Luis	LA	67% (2/3)				1/2		1/1		1							
8	Diry, Tim	KM	100% (1/1)					1/1			1					1		
10	McLachlan, James		67% (6/9)	2/3	3/3	1/3				3/3	3			4				
14	Fritz, Florian	LA	45% (5/11)				4/10		1/1									
15	Heiglauer, Felix	RR	0% (0/1)			0/1												
19	Steinhagen, Ole Gunnar	RL	67% (4/6)		1/1	3/5				1/1				2				
20	Henkes, Ben		60% (3/5)			3/5					1							
55	Wildhack, Nik	RA	33% (1/3)		1/2		0/1											
60	Skalnik, C		-% (0/0)															
73	Reichegger, Timo	LA	-% (0/0)															
81	Scheicher, E		50% (1/2)		1/1	0/1				1/1	2			1			1	
91	Mader, Konstantin		-% (0/0)															
97	Zimmerl, David	RM	-% (0/0)														1	
0A	Folta, Bernhard																	
0B	Schaumann, Oliver																	
0C	D, Hansel																	
			58% (25 /43)	2/3	6/7	7/15	5/13	3/3	2/2	5/5	9	0	0	7	0	3	0	0

A breakthrough (BT) is an additional information for goals that have been achieved from the backcourt. The number of these goals will not be included in the sum of the goals of a player.

Goalkeepers		Shot (saves)							
No	Name	Total	7m	6m	9m	Wing	PV	Fast breaks	Breakthrough
1	Binder, Lucas	0% (0 /1)	0% (0 /1)	-% (0 /0)	-% (0 /0)	-% (0 /0)	-% (0 /0)	-% (0 /0)	-% (0 /0)
42	Ilov, Boris	26% (10 /38)	0% (0 /2)	15% (2 /13)	50% (5 /10)	30% (3 /10)	-% (0 /0)	0% (0 /3)	22% (2 /9)
		26% (10 /39)	0% (0 /3)	15% (2 /13)	50% (5 /10)	30% (3 /10)	-% (0 /0)	0% (0 /3)	22% (2 /9)

Team shots	Goals	Saved	Missed	Post	Blocked	Total	Efficiency
7m shots	2	0	1	0	0	2/3	67%
6m shots	6	1	0	0	0	6/7	86%
9m shots	7	3	0	4	1	7/15	47%
Wing shots	5	7	0	0	0	5/13	38%
Pivot	3	0	0	0	0	3/3	100%
Fast breaks	2	0	0	0	0	2/2	100%
Breakthrough	5	0	0	0	0	5/5	100%
	25	11	5	4	1	25/43	58%

LEGEND

PV	Pivot shots
FB	All fast breaks
BT	Breakthrough
TF	Technical fault
ST	Steals
BS	Blocked shots
AS	Assist
YC	Yellow cards
2min	2 Minute suspension
RC	Red cards
BC	Blue cards

It is possible in individual cases, that differences between the sum of individual player statistics and team statistics occur. The reason is that due to the speed of a handball game at individual events our scouts can not assign the player data correctly.