



Date: 28/03/26
 Time: 17:55
 Match: Round: 3. Matchday, Match ID: 69275266, Season: 25/26
 Venue: Stadthalle B
 Referees: ,

MATCH-REPORT

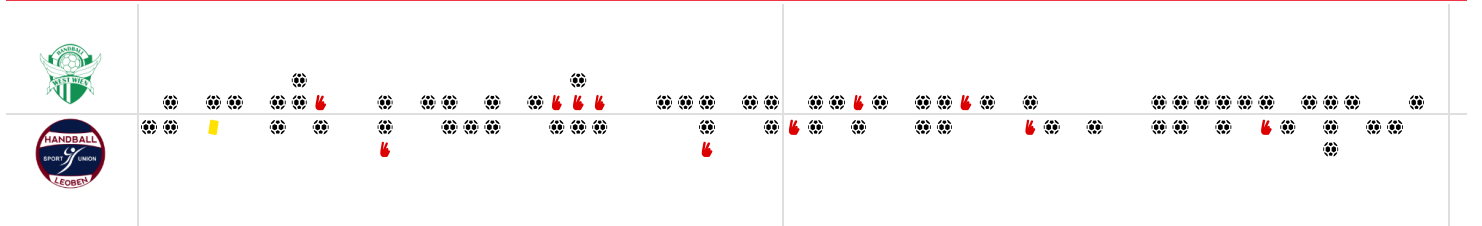
HLA Challenge

#GeballteLeidenschaft

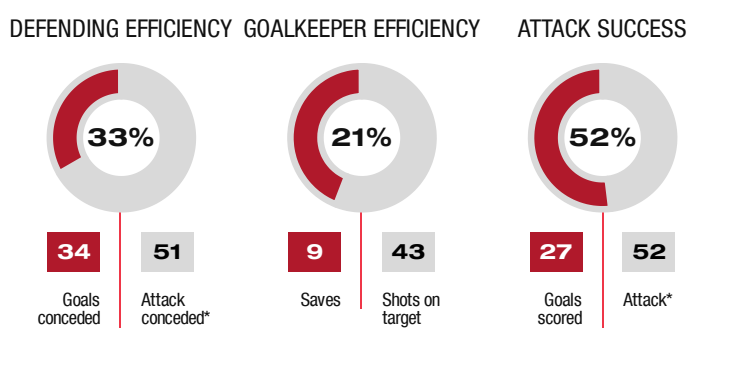
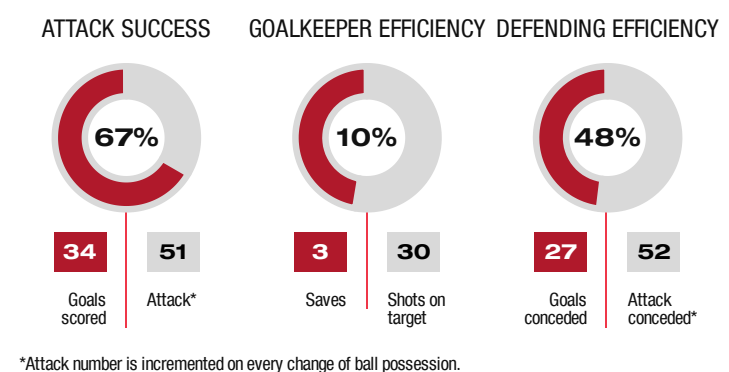
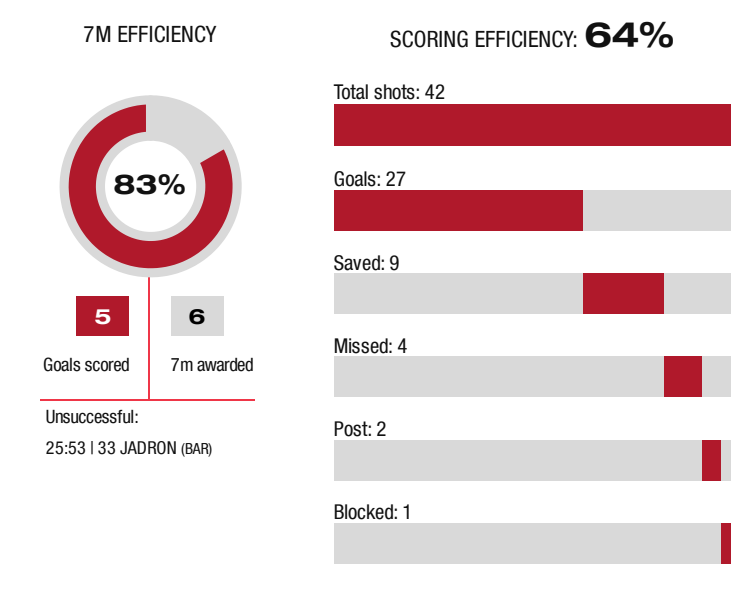
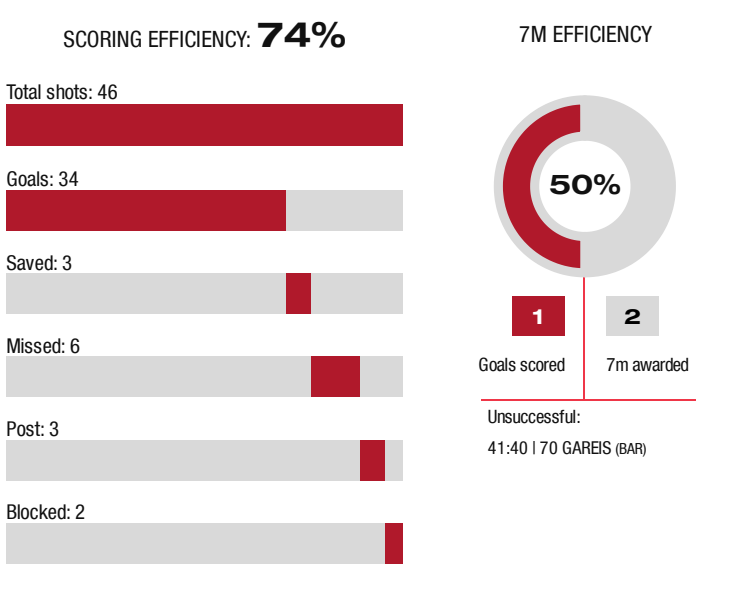
ENDED

34 : 27

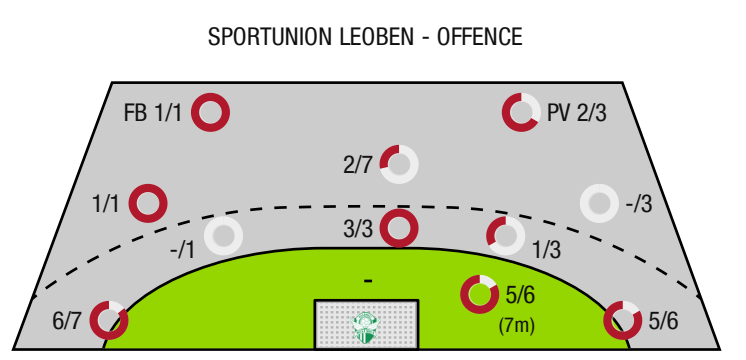
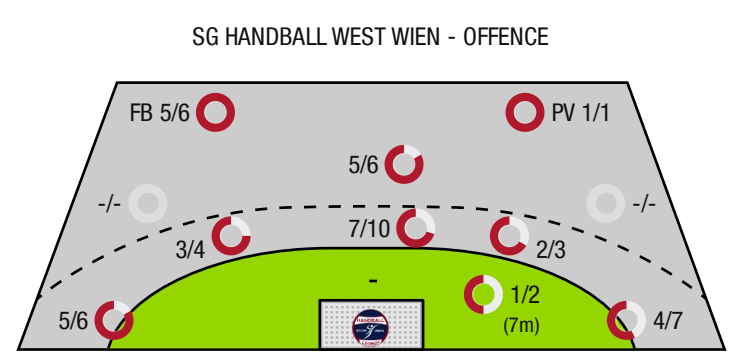
(17 : 13)



Top scorer: Drager **7** 2min: **6** Top scorer: Pucher, Kvarits **6** 2min: **5**



*Attack number is incremented on every change of ball possession.



FB - All fast breaks PV - Pivot shots



SG Handball West Wien

ENDED

34 : 27

(17 : 13)

Sportunion Leoben



| Players | | | Shots (goals) | | | | | | | | Others | | | | Penalties | | | |
|---------|--------------------|------|---------------|-----|-------|-----|------|-----|-----|------|--------|----|----|----|-----------|------|----|----|
| No | Name | Pos. | Total | 7m | 6m | 9m | Wing | PV | FB | BT* | TF | ST | BS | AS | YC | 2min | RC | BC |
| 16 | Wiltschko, Nikolas | TW | -% (0/0) | | | | | | | | | | | | | | | |
| 31 | Weik, F | TW | -% (0/0) | | | | | | | | | | | | | | | |
| 99 | Mabyeka, Nelson | TW | -% (0/0) | | | | | | | | | | | | | | | |
| 4 | Correa Vivar, M | RA | -% (0/0) | | | | | | | | | | | | | | | |
| 6 | Wallner, Benedict | | -% (0/0) | | | | | | | | | | | | | | | |
| 12 | Halmer, Benjamin | RM | 50% (2/4) | | 0/2 | 1/1 | | | 1/1 | 0/2 | 1 | | | 5 | | 1 | | |
| 15 | Miteff, Jan | RR | 100% (2/2) | | 1/1 | | | 1/1 | | | | | | | | 2 | | |
| 20 | Ruprecht, Jakob | LA | -% (0/0) | | | | | | | | | | | | | | | |
| 26 | Brić, Filip | RL | 50% (1/2) | | 0/1 | | | | 1/1 | | 1 | 1 | | 1 | | 1 | | |
| 27 | Spona, Florian | RR | -% (0/0) | | | | | | | | | | | | | | | |
| 39 | Androsch, Fabian | RA | 75% (6/8) | | 2/2 | | 4/6 | | | | | 1 | | | | | | |
| 70 | Gareis, Luca | LA | 60% (3/5) | 1/2 | 1/1 | | 1/2 | | | | | | | | | | | |
| 73 | Bachmann, Tobias | RL | 100% (2/2) | | | | | | 1/1 | | | | 1 | | | | 1 | |
| 77 | Pajer, Philipp | LA | 75% (6/8) | | 2/3 | 3/3 | | | 1/2 | 2/2 | 4 | | | 2 | | | 1 | |
| 84 | Drager, Andreas | RM | 70% (7/10) | | 6/7 | 1/2 | 0/1 | | | 6/7 | 1 | | | 3 | | | | |
| 90 | Wiegrefe, Bela | LA | 100% (5/5) | | | | 4/4 | | 1/1 | 1/1 | | | | | | | | |
| 0A | Semler, Lukas | | | | | | | | | | | | | | | | | |
| 0C | Uvodic, Sandro | | | | | | | | | | | | | | | | | |
| 0 | Drager, Andreas | | | | | | | | | | | | | | | | | |
| 0B | Musalek, Lukas | | | | | | | | | | | | | | | | | |
| 0D | Domian, Florian | | | | | | | | | | | | | | | | | |
| | | | 74% (34 /46) | 1/2 | 12/17 | 5/6 | 9/13 | 1/1 | 5/6 | 9/12 | 7 | 2 | 1 | 11 | 0 | 6 | 0 | 0 |

A breakthrough (BT) is an additional information for goals that have been achieved from the backcourt. The number of these goals will not be included in the sum of the goals of a player.

| Goalkeepers | | Shot (saves) | | | | | | | |
|-------------|--------------------|--------------|-----------|------------|------------|------------|------------|-------------|--------------|
| No | Name | Total | 7m | 6m | 9m | Wing | PV | Fast breaks | Breakthrough |
| 16 | Wiltschko, Nikolas | 0% (0 /1) | 0% (0 /1) | -% (0 /0) | -% (0 /0) | -% (0 /0) | -% (0 /0) | -% (0 /0) | -% (0 /0) |
| 31 | Weik, F | 30% (9 /30) | 0% (0 /3) | 50% (2 /4) | 71% (5 /7) | 8% (1 /12) | 33% (1 /3) | 0% (0 /1) | 50% (1 /2) |
| 99 | Mabyeka, Nelson | 0% (0 /4) | 0% (0 /1) | 0% (0 /2) | 0% (0 /1) | -% (0 /0) | -% (0 /0) | -% (0 /0) | 0% (0 /1) |
| | | 26% (9 /35) | 0% (0 /5) | 33% (2 /6) | 63% (5 /8) | 8% (1 /12) | 33% (1 /3) | 0% (0 /1) | 33% (1 /3) |

| Team shots | Goals | Saved | Missed | Post | Blocked | Total | Efficiency |
|--------------|-------|-------|--------|------|---------|-------|------------|
| 7m shots | 1 | 0 | 0 | 1 | 0 | 1/2 | 50% |
| 6m shots | 12 | 2 | 0 | 1 | 2 | 12/17 | 71% |
| 9m shots | 5 | 0 | 1 | 0 | 0 | 5/6 | 83% |
| Wing shots | 9 | 1 | 0 | 1 | 0 | 9/13 | 69% |
| Pivot | 1 | 0 | 0 | 0 | 0 | 1/1 | 100% |
| Fast breaks | 5 | 0 | 0 | 0 | 0 | 5/6 | 83% |
| Breakthrough | 9 | 2 | 0 | 1 | 0 | 9/12 | 75% |
| | 34 | 3 | 6 | 3 | 2 | 34/46 | 74% |

LEGEND

| | |
|------|---------------------|
| PV | Pivot shots |
| FB | All fast breaks |
| BT | Breakthrough |
| TF | Technical fault |
| ST | Steals |
| BS | Blocked shots |
| AS | Assist |
| YC | Yellow cards |
| 2min | 2 Minute suspension |
| RC | Red cards |
| BC | Blue cards |

It is possible in individual cases, that differences between the sum of individual player statistics and team statistics occur. The reason is that due to the speed of a handball game at individual events our scouts can not assign the player data correctly.



SG Handball West Wien

ENDED

34 : 27

(17 : 13)

Sportunion Leoben



| Players | | | Shots (goals) | | | | | | | | Others | | | | Penalties | | | |
|---------|---------------------|------|---------------|-----|-----|------|-------|-----|-----|-----|--------|----|----|----|-----------|------|----|----|
| No | Name | Pos. | Total | 7m | 6m | 9m | Wing | PV | FB | BT* | TF | ST | BS | AS | YC | 2min | RC | BC |
| 64 | Birkenheuer, Adrian | TW | -% (0/0) | | | | | | | | | | | | | | | |
| 77 | Reiter, Daniel | TW | -% (0/0) | | | | | | | | | | | | | | | |
| 94 | Bezovnik, Joachim | TW | -% (0/0) | | | | | | | | | | | | | | | |
| 3 | Kvarits, Elias | LA | 86% (6/7) | | | | 6/7 | | | | 3 | | | | | | | |
| 4 | Hinterreiter, Paul | RL | 83% (5/6) | | 3/3 | 1/2 | | | | 2/2 | 3 | | | 2 | | | | |
| 8 | Pucher, Franz | RA | 86% (6/7) | | | | 5/6 | | 1/1 | | | | | | 1 | 2 | | |
| 11 | Lechner, Alexander | RM | 0% (0/4) | | 0/2 | 0/2 | | | | | 3 | | | 2 | | 1 | | |
| 13 | Wegscheider, Noah | RM | -% (0/0) | | | | | | | | | | | | | | | |
| 14 | Lukas, Moser | | -% (0/0) | | | | | | | | | | | | | | | |
| 17 | Typolt, Elias | KM | 83% (5/6) | 4/4 | | | | 1/2 | | | 1 | | | | | 1 | | |
| 33 | Jadron, Lubomir | RL | 40% (2/5) | 1/2 | 0/1 | 0/1 | | 1/1 | | 0/1 | 1 | | 2 | 1 | | 1 | | |
| 56 | Scheer, Julian | RA | -% (0/0) | | | | | | | | | | | | | | | |
| 95 | Pinter, Dniel | RR | 43% (3/7) | | 1/1 | 2/6 | | | | | 2 | | | 2 | | | | |
| 0A | S, Hodl | | | | | | | | | | | | | | | | | |
| 0B | Kramer, Rene | | | | | | | | | | | | | | | | | |
| 0C | Luchs, Erich | | | | | | | | | | | | | | | | | |
| 0D | Schweiger, Martin | | | | | | | | | | | | | | | | | |
| | | | 64% (27 / 42) | 5/6 | 4/7 | 3/11 | 11/13 | 2/3 | 1/1 | 2/3 | 13 | 0 | 2 | 7 | 1 | 5 | 0 | 0 |

A breakthrough (BT) is an additional information for goals that have been achieved from the backcourt. The number of these goals will not be included in the sum of the goals of a player.

| Goalkeepers | | Shot (saves) | | | | | | | |
|-------------|---------------------|--------------|------------|--------------|------------|--------------|------------|-------------|--------------|
| No | Name | Total | 7m | 6m | 9m | Wing | PV | Fast breaks | Breakthrough |
| 64 | Birkenheuer, Adrian | 12% (3 / 26) | 0% (0 / 1) | 25% (2 / 8) | 0% (0 / 5) | 17% (1 / 6) | 0% (0 / 1) | 0% (0 / 5) | 50% (2 / 4) |
| 77 | Reiter, Daniel | 0% (0 / 8) | -% (0 / 0) | 0% (0 / 6) | -% (0 / 0) | 0% (0 / 2) | -% (0 / 0) | -% (0 / 0) | 0% (0 / 6) |
| 94 | Bezovnik, Joachim | 0% (0 / 2) | -% (0 / 0) | -% (0 / 0) | -% (0 / 0) | 0% (0 / 2) | -% (0 / 0) | -% (0 / 0) | 0% (0 / 1) |
| | | 8% (3 / 36) | 0% (0 / 1) | 14% (2 / 14) | 0% (0 / 5) | 10% (1 / 10) | 0% (0 / 1) | 0% (0 / 5) | 18% (2 / 11) |

| Team shots | Goals | Saved | Missed | Post | Blocked | Total | Efficiency |
|--------------|-------|-------|--------|------|---------|-------|------------|
| 7m shots | 5 | 0 | 0 | 1 | 0 | 5/6 | 83% |
| 6m shots | 4 | 2 | 0 | 0 | 1 | 4/7 | 57% |
| 9m shots | 3 | 5 | 2 | 1 | 0 | 3/11 | 27% |
| Wing shots | 11 | 1 | 0 | 0 | 0 | 11/13 | 85% |
| Pivot | 2 | 1 | 0 | 0 | 0 | 2/3 | 67% |
| Fast breaks | 1 | 0 | 0 | 0 | 0 | 1/1 | 100% |
| Breakthrough | 2 | 1 | 0 | 0 | 0 | 2/3 | 67% |
| | 27 | 9 | 4 | 2 | 1 | 27/42 | 64% |

LEGEND

| | |
|------|---------------------|
| PV | Pivot shots |
| FB | All fast breaks |
| BT | Breakthrough |
| TF | Technical fault |
| ST | Steals |
| BS | Blocked shots |
| AS | Assist |
| YC | Yellow cards |
| 2min | 2 Minute suspension |
| RC | Red cards |
| BC | Blue cards |

It is possible in individual cases, that differences between the sum of individual player statistics and team statistics occur. The reason is that due to the speed of a handball game at individual events our scouts can not assign the player data correctly.