



Date: 12/04/26  
 Time: 18:00  
 Match: Round: 4. Matchday, Match ID: 69275274, Season: 25/26  
 Venue: Fritz Grassinger sports hall  
 Referees: ,

# MATCH-REPORT

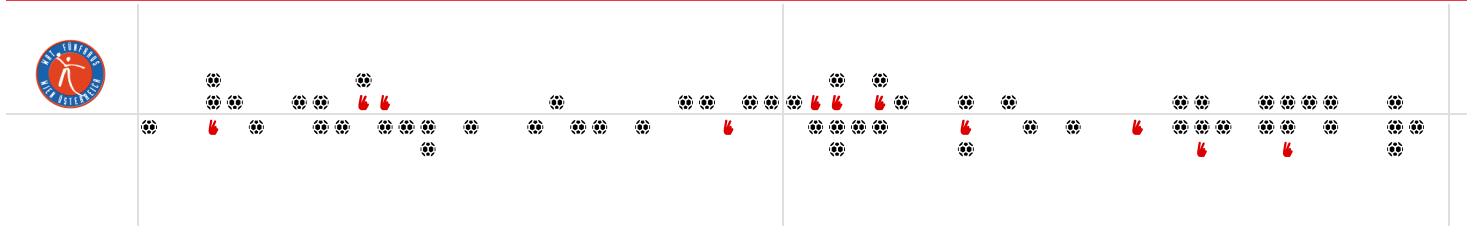
HLA Challenge

#GeballteLeidenschaft

ENDED

## 24 : 30

( 11 : 13 )



Top scorer: Baxter **7**      2min: **5**      Top scorer: Hutecek, Wiesbauer **6**      2min: **6**

**SCORING EFFICIENCY: 52%**

Total shots: 46

Goals: 24

Saved: 16

Missed: 6

Post: 4

Blocked: 0

**7M EFFICIENCY**

**100%**

4
4

Goals scored
7m awarded

Unsuccessful:

**SCORING EFFICIENCY: 75%**

Total shots: 40

Goals: 30

Saved: 7

Missed: 2

Post: 0

Blocked: 0

**7M EFFICIENCY**

**67%**

4
6

Goals scored
7m awarded

Unsuccessful:  
 06:44 | 17 WIESBAUER (OFF)  
 11:34 | 24 PROVIN (SAVE)

**ATTACK SUCCESS**      **GOALKEEPER EFFICIENCY**      **DEFENDING EFFICIENCY**

**42%**

24 Goals scored | 57 Attack\*

**35%**

16 Saves | 46 Shots on target

**47%**

30 Goals conceded | 57 Attack conceded\*

**DEFENDING EFFICIENCY**      **GOALKEEPER EFFICIENCY**      **ATTACK SUCCESS**

**58%**

24 Goals conceded | 57 Attack conceded\*

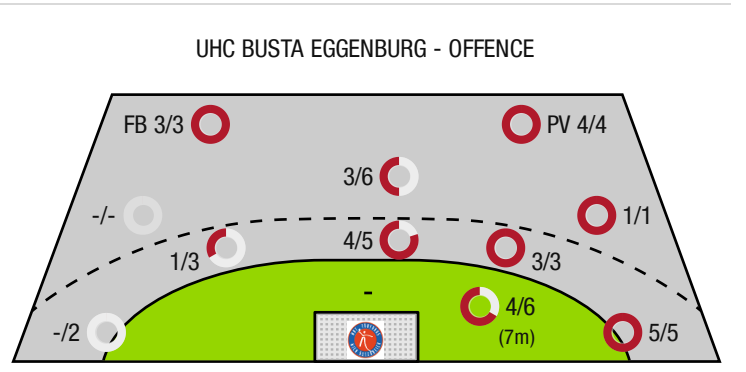
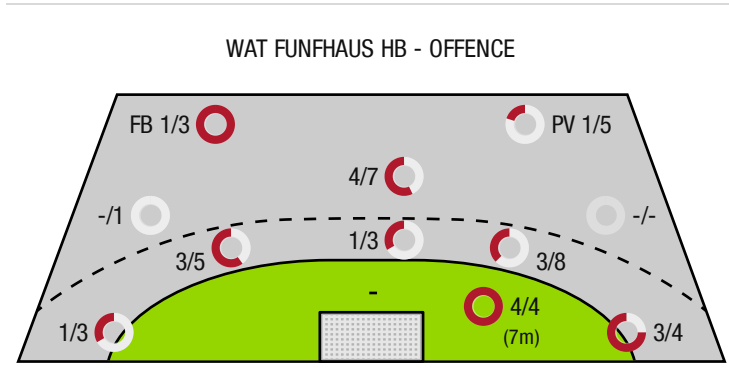
**23%**

7 Saves | 31 Shots on target

**53%**

30 Goals scored | 57 Attack\*

\*Attack number is incremented on every change of ball possession.



FB - All fast breaks      PV - Pivot shots



Wat Funfhaus HB

ENDED

24 : 30

Uhc Busta Eggenburg

( 11 : 13 )

Players			Shots (goals)								Others				Penalties			
No	Name	Pos.	Total	7m	6m	9m	Wing	PV	FB	BT*	TF	ST	BS	AS	YC	2min	RC	BC
1	Weghuber, Christoph	TW	-% (0/0)															
21	Friedl, Felix	TW	-% (0/0)															
99	Dominik, Frank	TW	-% (0/0)															
11	Kowarik, FabianThomas		-% (0/0)															
14	Scholz, Oliver	LA	0% (0/2)				0/1		0/1									
16	Baxter, John	RL	54% (7/13)	3/3	1/2	2/6			0/1	1/2	2			1				
19	Issing, Timo	RM	-% (0/0)															
22	Vuksa, Goran	KM	25% (1/4)					1/4			2	1						
23	Fetz, Leonard	KM	75% (3/4)					0/1	1/1			3				1		
29	Matzinger, Philip	LA	50% (1/2)				1/2				1							
33	Toljevic, F	KM	-% (0/0)															
34	Paha, Leonard	RR	57% (4/7)		2/5	1/1	1/1			2/4	2			1		1		
55	Fernandez, Iago		67% (2/3)				2/3									1		
77	Zalewski, Emil	RL	-% (0/0)													1		
87	Pfannhauser, Feliz	RL	100% (3/3)		3/3					1/1								
89	Valentin, Klicha	RM	100% (1/1)			1/1					4			2				
93	Stab, Bence		29% (2/7)	1/1	1/6					1/4	3	1		1		1		
0A	Zganec, Dorian																	
0B	Monev, Ivan																	
0C	Issing, Timo																	
			52% (24 /46)	4/4	7/16	4/8	4/7	1/5	1/3	5/11	13	6	0	5	0	5	0	0

A breakthrough (BT) is an additional information for goals that have been achieved from the backcourt. The number of these goals will not be included in the sum of the goals of a player.

Goalkeepers		Shot (saves)							
No	Name	Total	7m	6m	9m	Wing	PV	Fast breaks	Breakthrough
1	Weghuber, Christoph	-% (0 /0)	-% (0 /0)	-% (0 /0)	-% (0 /0)	-% (0 /0)	-% (0 /0)	-% (0 /0)	-% (0 /0)
21	Friedl, Felix	16% (3 /19)	25% (1 /4)	33% (2 /6)	0% (0 /2)	0% (0 /2)	0% (0 /2)	0% (0 /2)	25% (1 /4)
99	Dominik, Frank	25% (3 /12)	-% (0 /0)	25% (1 /4)	0% (0 /1)	50% (2 /4)	0% (0 /2)	0% (0 /1)	0% (0 /2)
		19% (6 /31)	25% (1 /4)	30% (3 /10)	0% (0 /3)	33% (2 /6)	0% (0 /4)	0% (0 /3)	17% (1 /6)

Team shots	Goals	Saved	Missed	Post	Blocked	Total	Efficiency
7m shots	4	0	0	0	0	4/4	100%
6m shots	7	6	0	3	0	7/16	44%
9m shots	4	3	1	0	0	4/8	50%
Wing shots	4	2	0	0	0	4/7	57%
Pivot	1	3	0	1	0	1/5	20%
Fast breaks	1	2	0	0	0	1/3	33%
Breakthrough	5	5	0	1	0	5/11	45%
	24	16	6	4	0	24/46	52%

## LEGEND

PV	Pivot shots
FB	All fast breaks
BT	Breakthrough
TF	Technical fault
ST	Steals
BS	Blocked shots
AS	Assist
YC	Yellow cards
2min	2 Minute suspension
RC	Red cards
BC	Blue cards

It is possible in individual cases, that differences between the sum of individual player statistics and team statistics occur. The reason is that due to the speed of a handball game at individual events our scouts can not assign the player data correctly.



Wat Funfhaus HB

ENDED

24 : 30

Uhc Busta Eggenburg

( 11 : 13 )

Players			Shots (goals)								Others				Penalties			
No	Name	Pos.	Total	7m	6m	9m	Wing	PV	FB	BT*	TF	ST	BS	AS	YC	2min	RC	BC
1	Garnhaft, Klemens	TW	-% (0/0)															
99	Enzenberger, Sebastian	TW	100% (2/2)															
4	Lovric, David	RL	50% (1/2)				0/1		1/1		1							
7	Kopp, Johannes	LA	-% (0/0)															
9	Scharinger, Laurenz		-% (0/0)															
17	Wiesbauer, Stephan	RA	86% (6/7)	1/2			5/5							1				
20	Weiser, Julian	RL	-% (0/0)															
24	Provin, Jonathan	LA	50% (5/10)	0/1	3/5	0/1	0/1		2/2	2/3	2					1		
25	Stevanovic, Nikola	RR	100% (2/2)		1/1	1/1				1/1	5			6				
27	Schopp, David	RR	100% (2/2)		2/2					2/2	2			2		2		
28	Pernerstorfer, Leo	RM	-% (0/0)															
37	Schuh, Georg	KM	100% (2/2)					2/2			1					1		
66	Neumayer, Stefan	KM	67% (2/3)		0/1			2/2			1					1		
92	Hameter, Patric	RA	-% (0/0)															
95	Grossinger, Christoph	RL	100% (2/2)		2/2					1/1	4					1		
98	Hutecek, Sebastian	RM	75% (6/8)	3/3		3/5					1	1		1				
0A	Dafert, Erwin																	
0B	Auss, Raimund																	
0C	Schutzenhofer, Markus																	
0D	Fuhrer, Florian																	
			75% (30/40)	4/6	8/11	4/7	5/7	4/4	3/3	6/7	17	1	0	10	0	6	0	0

A breakthrough (BT) is an additional information for goals that have been achieved from the backcourt. The number of these goals will not be included in the sum of the goals of a player.

Goalkeepers		Shot (saves)							
No	Name	Total	7m	6m	9m	Wing	PV	Fast breaks	Breakthrough
1	Garnhaft, Klemens	14% (1/7)	0% (0/2)	0% (0/1)	0% (0/2)	50% (1/2)	-% (0/0)	-% (0/0)	0% (0/1)
99	Enzenberger, Sebastian	50% (15/30)	0% (0/2)	50% (6/12)	60% (3/5)	25% (1/4)	75% (3/4)	100% (2/2)	56% (5/9)
		43% (16/37)	0% (0/4)	46% (6/13)	43% (3/7)	33% (2/6)	75% (3/4)	100% (2/2)	50% (5/10)

Team shots	Goals	Saved	Missed	Post	Blocked	Total	Efficiency
7m shots	4	1	1	0	0	4/6	67%
6m shots	8	3	0	0	0	8/11	73%
9m shots	4	0	3	0	0	4/7	57%
Wing shots	5	2	0	0	0	5/7	71%
Pivot	4	0	0	0	0	4/4	100%
Fast breaks	3	0	0	0	0	3/3	100%
Breakthrough	6	1	0	0	0	6/7	86%
	30	6	2	0	0	30/40	75%

## LEGEND

PV	Pivot shots
FB	All fast breaks
BT	Breakthrough
TF	Technical fault
ST	Steals
BS	Blocked shots
AS	Assist
YC	Yellow cards
2min	2 Minute suspension
RC	Red cards
BC	Blue cards

It is possible in individual cases, that differences between the sum of individual player statistics and team statistics occur. The reason is that due to the speed of a handball game at individual events our scouts can not assign the player data correctly.