



Date: 30/04/26
 Time: 20:00
 Match: Round: 6. Matchday, Match ID: 69275286, Season: 25/26
 Venue: Fritz Grassinger sports hall
 Referees: ,

MATCH-REPORT

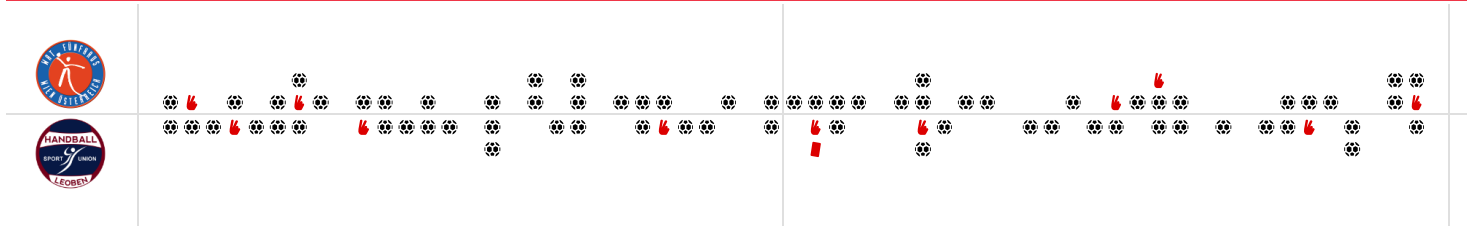
HLA Challenge

#GeballteLeidenschaft

ENDED

37 : 33

(18 : 18)



Top scorer: Kropf **14** 2min: **5** Top scorer: Kovacech **7** 2min: **6**

SCORING EFFICIENCY: 71%

Total shots: 52

Goals: 37

Saved: 8

Missed: 6

Post: 1

Blocked: 1

7M EFFICIENCY

82%

Goals scored: **9** 7m awarded: **11**

Unsuccessful:
 03:41 | 16 BAXTER (SAVE)
 51:20 | 9 KROPF (SAVE)

SCORING EFFICIENCY: 69%

Total shots: 48

Goals: 33

Saved: 10

Missed: 4

Post: 3

Blocked: 0

7M EFFICIENCY

88%

Goals scored: **7** 7m awarded: **8**

Unsuccessful:
 39:49 | 25 KOVACECH (OFF)

ATTACK SUCCESS **GOALKEEPER EFFICIENCY** **DEFENDING EFFICIENCY**

63% **20%** **45%**

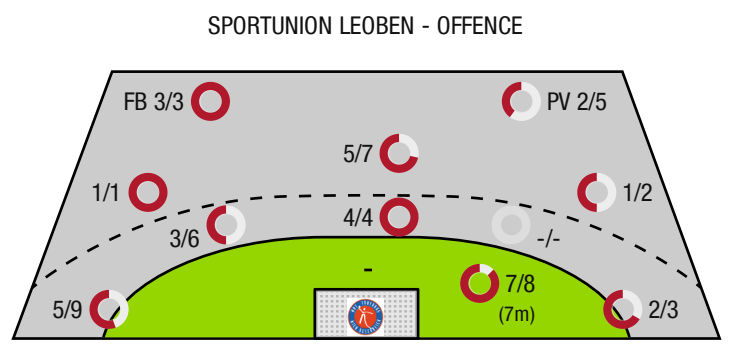
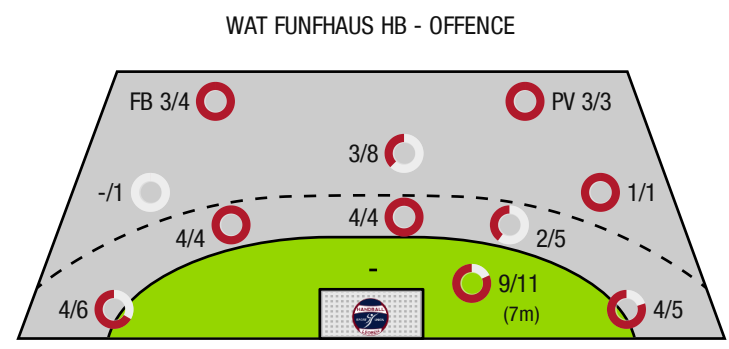
Goals scored: **37** Attack*: **59** Saves: **8** Shots on target: **41** Goals conceded: **33** Attack conceded*: **60**

DEFENDING EFFICIENCY **GOALKEEPER EFFICIENCY** **ATTACK SUCCESS**

37% **21%** **55%**

Goals conceded: **37** Attack conceded*: **59** Saves: **10** Shots on target: **47** Goals scored: **33** Attack*: **60**

*Attack number is incremented on every change of ball possession.



FB - All fast breaks PV - Pivot shots



Wat Funfhaus HB

ENDED

37 : 33

(18 : 18)

Sportunion Leoben



Players			Shots (goals)								Others				Penalties			
No	Name	Pos.	Total	7m	6m	9m	Wing	PV	FB	BT*	TF	ST	BS	AS	YC	2min	RC	BC
21	Friedl, Felix	TW	-% (0/0)															
99	Dominik, Frank	TW	-% (0/0)															
9	Kropf, Elias	RA	88% (14/16)	9/10			4/5		1/1		2	1						
14	Scholz, Oliver	LA	-% (0/0)													1		
16	Baxter, John	RL	70% (7/10)	0/1	4/4	2/4	1/1				3	1		5				
19	Issing, Timo	RM	-% (0/0)															
22	Vuksa, Goran	KM	100% (3/3)					2/2	1/1		2			1		1		
29	Matzinger, Philip	LA	-% (0/0)															
32	Huber, Bernhard	LA	50% (4/8)		1/1	0/2	3/5			1/1				1				
33	Toljevic, F	KM	-% (0/0)															
34	Paha, Leonard	RR	80% (4/5)		3/4				1/1	1/1	1	1						
55	Fernandez, Iago		-% (0/0)															
69	Hagspiel, Linus	RR	33% (1/3)			1/2			0/1		1	1		2		1		
77	Zalewski, Emil	RL	75% (3/4)		1/2	1/1		1/1		0/1	3			2			2	
87	Pfannhauser, Feliz	RL	-% (0/0)															
89	Valentin, Klicha	RM	33% (1/3)		1/2	0/1				0/1	1			2				
96	Tomek-Mustlu, Seyit		-% (0/0)															
0A	KORNER, Philipp																	
0B	Monev, Ivan																	
0C	Issing, Timo																	
			71% (37 / 52)	9/11	10/13	4/10	8/11	3/3	3/4	2/4	13	4	0	13	0	5	0	0

A breakthrough (BT) is an additional information for goals that have been achieved from the backcourt. The number of these goals will not be included in the sum of the goals of a player.

Goalkeepers		Shot (saves)							
No	Name	Total	7m	6m	9m	Wing	PV	Fast breaks	Breakthrough
21	Friedl, Felix	30% (9/30)	0% (0/5)	33% (2/6)	50% (3/6)	22% (2/9)	67% (2/3)	0% (0/1)	50% (2/4)
99	Dominik, Frank	9% (1/11)	0% (0/2)	0% (0/2)	0% (0/3)	100% (1/1)	0% (0/1)	0% (0/2)	-% (0/0)
		23% (10/43)	0% (0/7)	22% (2/9)	30% (3/10)	30% (3/10)	50% (2/4)	0% (0/3)	50% (2/4)

Team shots	Goals	Saved	Missed	Post	Blocked	Total	Efficiency
7m shots	9	2	0	0	0	9/11	82%
6m shots	10	1	1	0	1	10/13	77%
9m shots	4	3	3	0	0	4/10	40%
Wing shots	8	1	0	1	0	8/11	73%
Pivot	3	0	0	0	0	3/3	100%
Fast breaks	3	1	0	0	0	3/4	75%
Breakthrough	2	1	0	0	0	2/4	50%
	37	8	6	1	1	37/52	71%

LEGEND

PV	Pivot shots
FB	All fast breaks
BT	Breakthrough
TF	Technical fault
ST	Steals
BS	Blocked shots
AS	Assist
YC	Yellow cards
2min	2 Minute suspension
RC	Red cards
BC	Blue cards

It is possible in individual cases, that differences between the sum of individual player statistics and team statistics occur. The reason is that due to the speed of a handball game at individual events our scouts can not assign the player data correctly.



Wat Funfhaus HB

ENDED

37 : 33

(18 : 18)

Sportunion Leoben



Players			Shots (goals)								Others				Penalties			
No	Name	Pos.	Total	7m	6m	9m	Wing	PV	FB	BT*	TF	ST	BS	AS	YC	2min	RC	BC
64	Birkenheuer, Adrian	TW	-% (0/0)															
77	Reiter, Daniel	TW	-% (0/0)															
99	Bezovnik, Joachim	TW	-% (0/0)															
3	Kvarits, Elias	LA	57% (4/7)				3/6		1/1									
4	Hinterreiter, Paul	RL	80% (4/5)		3/3	1/2					1			2		2	1	
8	Pucher, Franz	RA	100% (3/3)				2/2		1/1							1		
11	Lechner, Alexander	RM	33% (1/3)		1/3					0/2	4	1				1		
13	Wegscheider, Noah	RM	-% (0/0)															
14	Lukas, Moser		75% (3/4)		3/4					2/2	1		1	5				
17	Typolt, Elias	KM	50% (1/2)					1/2										
21	Stromberger, Erwin	LA	-% (0/0)															
25	Kovacech, Marek	RR	64% (7/11)	3/4		4/6	0/1				4	2		1		2		
33	Jadron, Lubomir	RL	71% (5/7)	4/4				1/3				1						
44	Schweiger, Marian	RM	80% (4/5)			1/1	2/3		1/1		1			3				
95	Pinter, Dniel	RR	100% (1/1)			1/1					1	1						
0A	S, Hodl																	
0B	Kramer, Rene																	
0C	Luchs, Erich																	
			69% (33 /48)	7/8	7/10	7/10	7/12	2/5	3/3	2/4	12	5	1	11	0	6	1	0

A breakthrough (BT) is an additional information for goals that have been achieved from the backcourt. The number of these goals will not be included in the sum of the goals of a player.

Goalkeepers		Shot (saves)							
No	Name	Total	7m	6m	9m	Wing	PV	Fast breaks	Breakthrough
64	Birkenheuer, Adrian	24% (8 /34)	33% (2 /6)	9% (1 /11)	43% (3 /7)	17% (1 /6)	0% (0 /2)	50% (1 /2)	33% (1 /3)
77	Reiter, Daniel	0% (0 /7)	0% (0 /3)	-% (0 /0)	-% (0 /0)	0% (0 /3)	0% (0 /1)	-% (0 /0)	-% (0 /0)
99	Bezovnik, Joachim	0% (0 /2)	0% (0 /2)	-% (0 /0)	-% (0 /0)	-% (0 /0)	-% (0 /0)	-% (0 /0)	-% (0 /0)
		19% (8 /43)	18% (2 /11)	9% (1 /11)	43% (3 /7)	11% (1 /9)	0% (0 /3)	50% (1 /2)	33% (1 /3)

Team shots	Goals	Saved	Missed	Post	Blocked	Total	Efficiency
7m shots	7	0	1	0	0	7/8	88%
6m shots	7	2	0	1	0	7/10	70%
9m shots	7	3	0	0	0	7/10	70%
Wing shots	7	3	0	1	0	7/12	58%
Pivot	2	2	0	1	0	2/5	40%
Fast breaks	3	0	0	0	0	3/3	100%
Breakthrough	2	2	0	0	0	2/4	50%
		33	10	4	3	33/48	69%

LEGEND

PV	Pivot shots
FB	All fast breaks
BT	Breakthrough
TF	Technical fault
ST	Steals
BS	Blocked shots
AS	Assist
YC	Yellow cards
2min	2 Minute suspension
RC	Red cards
BC	Blue cards

It is possible in individual cases, that differences between the sum of individual player statistics and team statistics occur. The reason is that due to the speed of a handball game at individual events our scouts can not assign the player data correctly.