



Date: 03/05/26
 Time: 18:00
 Match: Round: 7. Matchday, Match ID: 69275288, Season: 25/26
 Venue: Freizeitzentrum Perchtoldsdorf
 Referees: ,

MATCH-REPORT

HLA Challenge

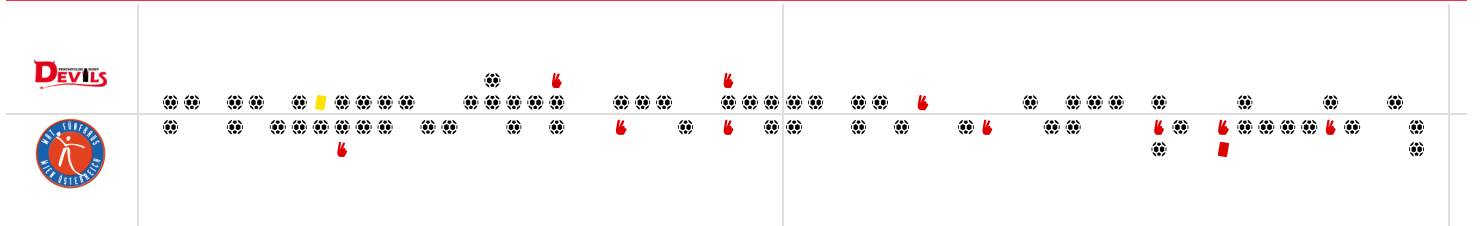
#GeballteLeidenschaft

ENDED

**UHLZ Perchtoldsdorf
Devils/Jags**

33 : 29
 (21 : 14)

Wat Funfhaus HB



Top scorer: Barta **10** 2min: **3** Top scorer: Jochmann, Baxter **7** 2min: **7**

SCORING EFFICIENCY: 73%

Total shots: 45

Goals: 33

Saved: 8

Missed: 3

Post: 1

Blocked: 0

7M EFFICIENCY

71%

5
7

Goals scored 7m awarded

Unsuccessful:
 49:38 | 21 BARTA (SAVE)
 51:06 | 10 MCLACHLAN (OFF)

SCORING EFFICIENCY: 59%

Total shots: 49

Goals: 29

Saved: 11

Missed: 8

Post: 2

Blocked: 1

7M EFFICIENCY

100%

1
1

Goals scored 7m awarded

Unsuccessful:

ATTACK SUCCESS **GOALKEEPER EFFICIENCY** **DEFENDING EFFICIENCY**

56%

33 **59**

Goals scored Attack*

22%

8 **37**

Saves Shots on target

50%

29 **58**

Goals conceded Attack conceded*

DEFENDING EFFICIENCY **GOALKEEPER EFFICIENCY** **ATTACK SUCCESS**

44%

33 **59**

Goals conceded Attack conceded*

25%

11 **44**

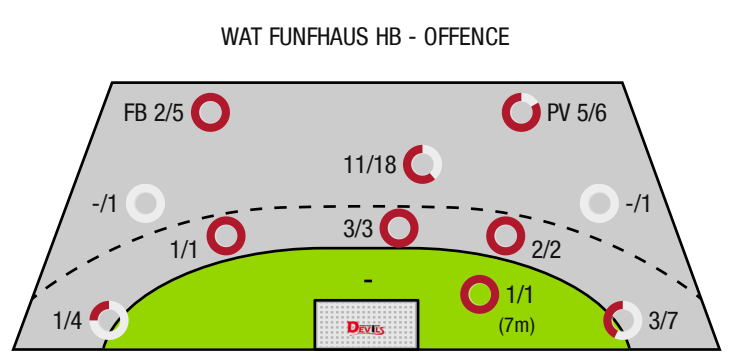
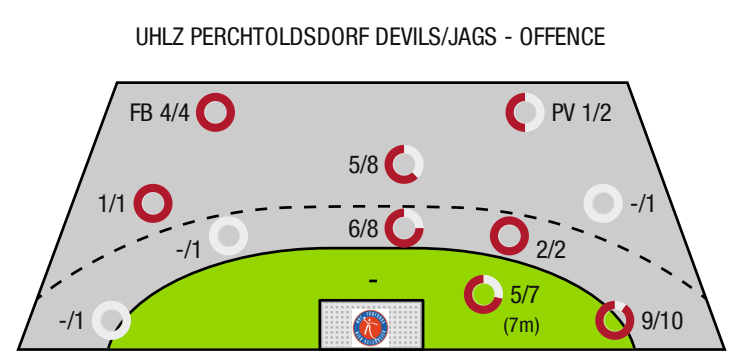
Saves Shots on target

50%

29 **58**

Goals scored Attack*

*Attack number is incremented on every change of ball possession.



FB - All fast breaks PV - Pivot shots

ENDED

UHLZ Perchtoldsdorf
Devils/Jags**33 : 29**

(21 : 14)

Wat Funfhaus HB



Players			Shots (goals)								Others				Penalties			
No	Name	Pos.	Total	7m	6m	9m	Wing	PV	FB	BT*	TF	ST	BS	AS	YC	2min	RC	BC
42	Ilov, Boris	TW	-% (0/0)															
85	Stockinger, Markus	TW	-% (0/0)															
4	Tacke, Laurens	LA	67% (2/3)			0/1		1/1	1/1		1							
5	Bavlnka, Luis	LA	75% (3/4)		1/1		0/1		2/2						1			
8	Diry, Tim	KM	33% (1/3)		0/1			0/1	1/1		1					1		
10	McLachlan, James		67% (6/9)	4/5	2/3	0/1				1/2	3					1		
15	Heiglauer, Felix	RR	100% (3/3)		3/3					1/1	2			3				
17	Haselsteiner, Moritz		-% (0/0)															
19	Steinhagen, Ole Gunnar	RL	83% (5/6)		1/1	4/5					3							
20	Henkes, Ben		-% (0/0)															
21	Barta, Christoph	RA	83% (10/12)	1/2			9/10				1							
24	Linsdberger, N		-% (0/0)															
55	Wildhack, Nik	RA	-% (0/0)															
73	Reichegger, Timo	LA	-% (0/0)															
81	Scheicher, E		50% (1/2)			1/2							1			1		
91	Mader, Konstantin		-% (0/0)															
97	Zimmerl, David	RM	67% (2/3)		1/2	1/1				1/1	2							
0A	Folta, Bernhard																	
0B	Schaumann, Oliver																	
0C	D, Hansel																	
0D	Henkes, Ben																	
			73% (33 /45)	5/7	8/11	6/10	9/11	1/2	4/4	3/4	13	0	1	3	1	3	0	0

A breakthrough (BT) is an additional information for goals that have been achieved from the backcourt. The number of these goals will not be included in the sum of the goals of a player.

Goalkeepers		Shot (saves)							
No	Name	Total	7m	6m	9m	Wing	PV	Fast breaks	Breakthrough
42	Ilov, Boris	28% (11 /40)	0% (0 /1)	0% (0 /6)	27% (4 /15)	60% (6 /10)	0% (0 /5)	33% (1 /3)	0% (0 /4)
85	Stockinger, Markus	-% (0 /0)	-% (0 /0)	-% (0 /0)	-% (0 /0)	-% (0 /0)	-% (0 /0)	-% (0 /0)	-% (0 /0)
		28% (11 /40)	0% (0 /1)	0% (0 /6)	27% (4 /15)	60% (6 /10)	0% (0 /5)	33% (1 /3)	0% (0 /4)

Team shots	Goals	Saved	Missed	Post	Blocked	Total	Efficiency
7m shots	5	1	1	0	0	5/7	71%
6m shots	8	3	0	0	0	8/11	73%
9m shots	6	3	0	1	0	6/10	60%
Wing shots	9	0	0	0	0	9/11	82%
Pivot	1	1	0	0	0	1/2	50%
Fast breaks	4	0	0	0	0	4/4	100%
Breakthrough	3	1	0	0	0	3/4	75%
	33	8	3	1	0	33/45	73%

LEGEND

PV	Pivot shots
FB	All fast breaks
BT	Breakthrough
TF	Technical fault
ST	Steals
BS	Blocked shots
AS	Assist
YC	Yellow cards
2min	2 Minute suspension
RC	Red cards
BC	Blue cards

It is possible in individual cases, that differences between the sum of individual player statistics and team statistics occur. The reason is that due to the speed of a handball game at individual events our scouts can not assign the player data correctly.

ENDED

UHLZ Perchtoldsdorf
Devils/Jags**33 : 29**
(21 : 14)

Wat Funfhaus HB



Players			Shots (goals)								Others				Penalties			
No	Name	Pos.	Total	7m	6m	9m	Wing	PV	FB	BT*	TF	ST	BS	AS	YC	2min	RC	BC
21	Friedl, Felix	TW	-% (0/0)															
99	Dominik, Frank	TW	-% (0/0)															
9	Kropf, Elias	RA	56% (5/9)	1/1			3/6		1/2			1						
14	Scholz, Oliver	LA	-% (0/0)															
16	Baxter, John	RL	50% (7/14)		2/2	4/11			1/1	2/2	3							
19	Issing, Timo	RM	-% (0/0)															
22	Vuksa, Goran	KM	86% (6/7)		1/1			5/6			1	1				1		
23	Fetz, Leonard	KM	-% (0/0)													3	1	
29	Matzinger, Philip	LA	-% (0/0)															
32	Huber, Bernhard	LA	33% (2/6)			1/1	1/4		0/1		2			2				
33	Toljevic, F	KM	-% (0/0)															
34	Paha, Leonard	RR	100% (1/1)		1/1													
55	Fernandez, Iago		0% (0/2)				0/1		0/1									
77	Zalewski, Emil	RL	33% (1/3)		1/1	0/2				1/1	2			1		1		
89	Valentin, Klicha	RM	-% (0/0)													1		
90	Jochmann, Jakob	RM	100% (7/7)		1/1	6/6				1/1	1					1		
96	Tomek-Muslu, Seyit		-% (0/0)															
0A	Pavic, Jakov																	
0B	Monev, Ivan																	
0C	Issing, Timo																	
0D	Zganec, Dorian																	
			59% (29 /49)	1/1	6/6	11/20	4/11	5/6	2/5	4/4	9	2	0	3	0	7	1	0

A breakthrough (BT) is an additional information for goals that have been achieved from the backcourt. The number of these goals will not be included in the sum of the goals of a player.

Goalkeepers		Shot (saves)							
No	Name	Total	7m	6m	9m	Wing	PV	Fast breaks	Breakthrough
21	Friedl, Felix	20% (8 /40)	17% (1 /6)	27% (3 /11)	33% (3 /9)	0% (0 /9)	50% (1 /2)	0% (0 /3)	25% (1 /4)
99	Dominik, Frank	-% (0 /0)	-% (0 /0)	-% (0 /0)	-% (0 /0)	-% (0 /0)	-% (0 /0)	-% (0 /0)	-% (0 /0)
		20% (8 /40)	17% (1 /6)	27% (3 /11)	33% (3 /9)	0% (0 /9)	50% (1 /2)	0% (0 /3)	25% (1 /4)

Team shots	Goals	Saved	Missed	Post	Blocked	Total	Efficiency
7m shots	1	0	0	0	0	1/1	100%
6m shots	6	0	0	0	0	6/6	100%
9m shots	11	4	2	2	1	11/20	55%
Wing shots	4	6	0	0	0	4/11	36%
Pivot	5	0	0	0	0	5/6	83%
Fast breaks	2	1	0	0	0	2/5	40%
Breakthrough	4	0	0	0	0	4/4	100%
	29	11	8	2	1	29/49	59%

LEGEND

PV	Pivot shots
FB	All fast breaks
BT	Breakthrough
TF	Technical fault
ST	Steals
BS	Blocked shots
AS	Assist
YC	Yellow cards
2min	2 Minute suspension
RC	Red cards
BC	Blue cards

It is possible in individual cases, that differences between the sum of individual player statistics and team statistics occur. The reason is that due to the speed of a handball game at individual events our scouts can not assign the player data correctly.