



Date: 23/05/26
 Time: 16:00
 Match: Round: 9. Matchday, Match ID: 69275300, Season: 25/26
 Venue: SH Funfhaus - Fritz-Grassinger-Halle
 Referees: ,

MATCH-REPORT

HLA Challenge

#GeballteLeidenschaft

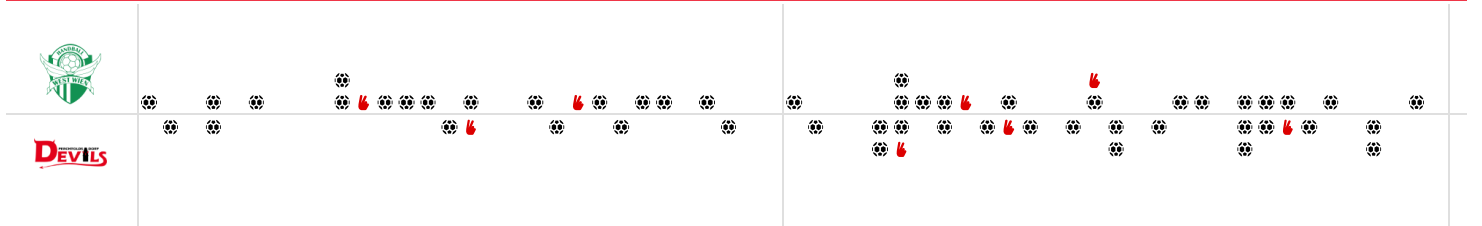
ENDED

SG Handball West Wien

28 : 23

(14 : 6)

UHLZ Perchtoldsdorf Devils/Jags



Top scorer: Brkic **6** 2min: **4** Top scorer: Barta **6** 2min: **4**

SCORING EFFICIENCY: 64%

Total shots: 44

Goals: 28

Saved: 10

Missed: 6

Post: 3

Blocked: 0

7M EFFICIENCY

100%

2

Goals scored

2

7m awarded

Unsuccessful:

SCORING EFFICIENCY: 56%

Total shots: 41

Goals: 23

Saved: 15

Missed: 2

Post: 3

Blocked: 0

7M EFFICIENCY

67%

4

Goals scored

6

7m awarded

Unsuccessful:

02:38 | 10 MCLACHLAN (SAVE)

38:07 | 14 FRITZ (POST)

ATTACK SUCCESS **GOALKEEPER EFFICIENCY** **DEFENDING EFFICIENCY**

47%

28
Goals scored

60
Attack*

30%

10
Saves

33
Shots on target

62%

23
Goals conceded

60
Attack conceded*

DEFENDING EFFICIENCY **GOALKEEPER EFFICIENCY** **ATTACK SUCCESS**

53%

28
Goals conceded

60
Attack conceded*

35%

15
Saves

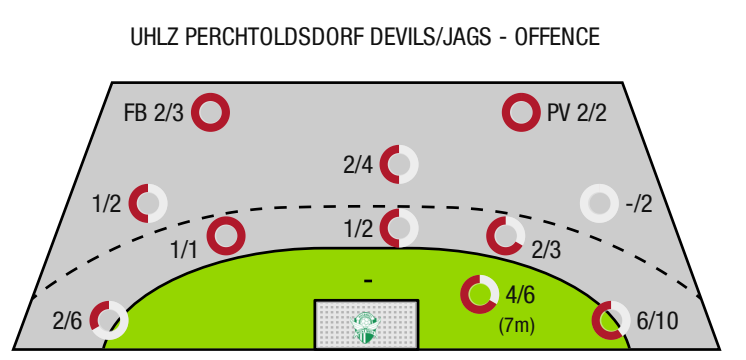
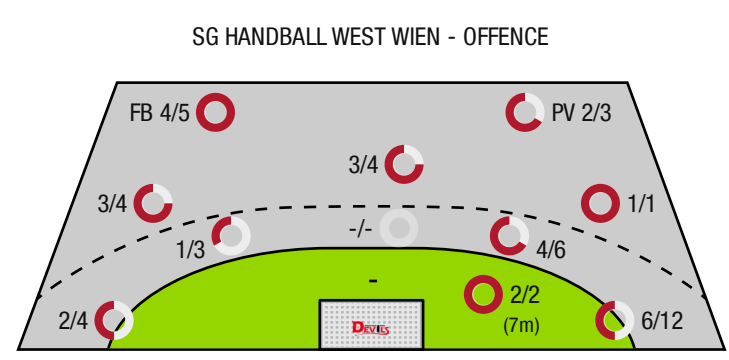
43
Shots on target

38%

23
Goals scored

60
Attack*

*Attack number is incremented on every change of ball possession.



FB - All fast breaks PV - Pivot shots



SG Handball West Wien

ENDED

28 : 23

(14 : 6)

UHLZ Perchtoldsdorf
Devils/Jags

Players			Shots (goals)								Others				Penalties			
No	Name	Pos.	Total	7m	6m	9m	Wing	PV	FB	BT*	TF	ST	BS	AS	YC	2min	RC	BC
31	Weik, F	TW	-% (0/0)															
99	Mabyeka, Nelson	TW	-% (0/0)															
4	Correa Vivar, M	RA	33% (1/3)				1/3											
6	Wallner, Benedict		-% (0/0)															
12	Halmer, Benjamin	RM	50% (1/2)		1/1	0/1										1		
14	Domian, Florian	RR	-% (0/0)													2		
15	Miteff, Jan	RR	0% (0/1)					0/1			1							
26	Brkic, Filip	RL	75% (6/8)		3/4	1/1			2/3	2/2	2	1		2				
27	Spona, Florian	RR	100% (2/2)					2/2			1							
29	Schmid, S	KM	-% (0/0)															
37	Fruhstuck, Fabian	RM	-% (0/0)															
39	Androsch, Fabian	RA	50% (5/10)		0/1		5/9				2					1		
70	Gareis, Luca	LA	80% (4/5)	2/2			2/3											
73	Bachmann, Tobias	RL	-% (0/0)															
77	Pajer, Philipp	LA	75% (3/4)		0/1	3/3					4							
84	Drager, Andreas	RM	71% (5/7)		1/2	3/4			1/1		6							
90	Wiegrefe, Bela	LA	50% (1/2)				0/1		1/1									
0A	Semler, Lukas																	
0B	Musalek, Lukas																	
0C	Fruhstuck, Fabian																	
			64% (28/44)	2/2	5/9	7/9	8/16	2/3	4/5	2/2	16	1	0	2	0	4	0	0

A breakthrough (BT) is an additional information for goals that have been achieved from the backcourt. The number of these goals will not be included in the sum of the goals of a player.

Goalkeepers		Shot (saves)							
No	Name	Total	7m	6m	9m	Wing	PV	Fast breaks	Breakthrough
31	Weik, F	44% (14/32)	33% (1/3)	33% (1/3)	57% (4/7)	47% (7/15)	0% (0/2)	50% (1/2)	0% (0/2)
99	Mabyeka, Nelson	20% (1/5)	0% (0/2)	0% (0/2)	100% (1/1)	-% (0/0)	-% (0/0)	-% (0/0)	-% (0/0)
		41% (15/37)	20% (1/5)	20% (1/5)	63% (5/8)	47% (7/15)	0% (0/2)	50% (1/2)	0% (0/2)

Team shots	Goals	Saved	Missed	Post	Blocked	Total	Efficiency
7m shots	2	0	0	0	0	2/2	100%
6m shots	5	1	1	2	0	5/9	56%
9m shots	7	2	0	0	0	7/9	78%
Wing shots	8	5	0	1	0	8/16	50%
Pivot	2	1	0	0	0	2/3	67%
Fast breaks	4	1	0	0	0	4/5	80%
Breakthrough	2	0	0	0	0	2/2	100%
	28	10	6	3	0	28/44	64%

LEGEND

PV	Pivot shots
FB	All fast breaks
BT	Breakthrough
TF	Technical fault
ST	Steals
BS	Blocked shots
AS	Assist
YC	Yellow cards
2min	2 Minute suspension
RC	Red cards
BC	Blue cards

It is possible in individual cases, that differences between the sum of individual player statistics and team statistics occur. The reason is that due to the speed of a handball game at individual events our scouts can not assign the player data correctly.



SG Handball West Wien

ENDED

28 : 23

(14 : 6)

UHLZ Perchtoldsdorf
Devils/Jags

Players			Shots (goals)								Others				Penalties			
No	Name	Pos.	Total	7m	6m	9m	Wing	PV	FB	BT*	TF	ST	BS	AS	YC	2min	RC	BC
16	Hofstatter, Alexander	TW	-% (0/0)															
85	Stockinger, Markus	TW	-% (0/0)															
4	Tacke, Laurens	LA	100% (3/3)					2/2	1/1									
5	Bavlnka, Luis	LA	33% (2/6)				2/5		0/1									
8	Diry, Tim	KM	-% (0/0)								2	1				1		
10	Mclachlan, James		43% (3/7)	0/1	2/3	1/3				1/2	5	1		1				
14	Fritz, Florian	LA	63% (5/8)	2/3			2/4		1/1									
15	Heiglauer, Felix	RR	25% (1/4)			1/4					3			3				
19	Steinhagen, Ole Gunnar	RL	-% (0/0)													1		
21	Barta, Christoph	RA	75% (6/8)	2/2			4/6				1	1						
31	Veith, Julius		-% (0/0)															
55	Wildhack, Nik	RA	-% (0/0)															
73	Reichegger, Timo	LA	0% (0/1)				0/1											
81	Scheicher, E		75% (3/4)		2/3	1/1				1/1	3					1		
91	Mader, Konstantin		-% (0/0)															
97	Zimmerl, David	RM	-% (0/0)								2					1		
0A	Folta, Bernhard																	
0B	Linsdberger, N																	
0C	Ilov, Boris																	
0D	D, Hansel																	
			56% (23/41)	4/6	4/6	3/8	8/16	2/2	2/3	2/3	16	3	0	4	0	4	0	0

A breakthrough (BT) is an additional information for goals that have been achieved from the backcourt. The number of these goals will not be included in the sum of the goals of a player.

Goalkeepers		Shot (saves)							
No	Name	Total	7m	6m	9m	Wing	PV	Fast breaks	Breakthrough
16	Hofstatter, Alexander	-% (0/0)	-% (0/0)	-% (0/0)	-% (0/0)	-% (0/0)	-% (0/0)	-% (0/0)	-% (0/0)
85	Stockinger, Markus	26% (10/38)	0% (0/2)	17% (1/6)	22% (2/9)	38% (5/13)	33% (1/3)	20% (1/5)	0% (0/2)
		26% (10/38)	0% (0/2)	17% (1/6)	22% (2/9)	38% (5/13)	33% (1/3)	20% (1/5)	0% (0/2)

Team shots	Goals	Saved	Missed	Post	Blocked	Total	Efficiency
7m shots	4	1	0	1	0	4/6	67%
6m shots	4	1	0	1	0	4/6	67%
9m shots	3	5	0	0	0	3/8	38%
Wing shots	8	7	0	1	0	8/16	50%
Pivot	2	0	0	0	0	2/2	100%
Fast breaks	2	1	0	0	0	2/3	67%
Breakthrough	2	0	0	1	0	2/3	67%
	23	15	2	3	0	23/41	56%

LEGEND

PV	Pivot shots
FB	All fast breaks
BT	Breakthrough
TF	Technical fault
ST	Steals
BS	Blocked shots
AS	Assist
YC	Yellow cards
2min	2 Minute suspension
RC	Red cards
BC	Blue cards

It is possible in individual cases, that differences between the sum of individual player statistics and team statistics occur. The reason is that due to the speed of a handball game at individual events our scouts can not assign the player data correctly.