



Date: 28/03/26
 Time: 16:30
 Match: Round: 3. Matchday, Match ID: 69301338, Season: 25/26
 Venue: Sport Hauptschule Kleinmunchen
 Referees: ,

MATCH-REPORT

HLA Challenge

#GeballteLeidenschaft

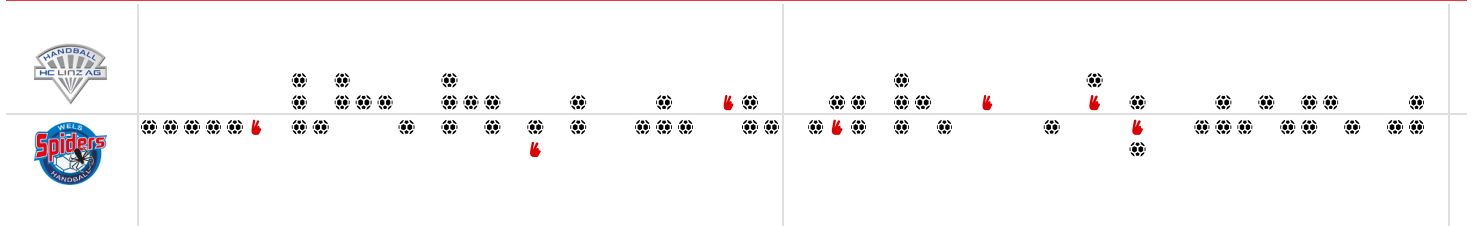
ENDED

SG HC Linz AG | Neue Heimat FT

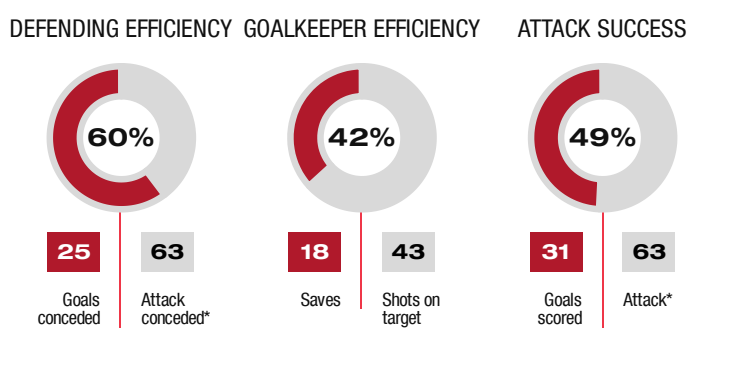
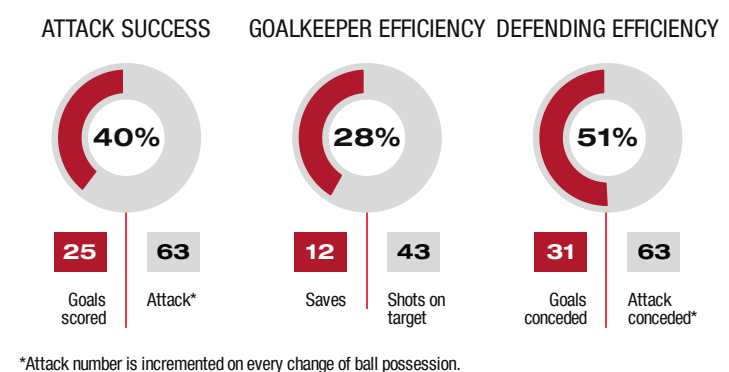
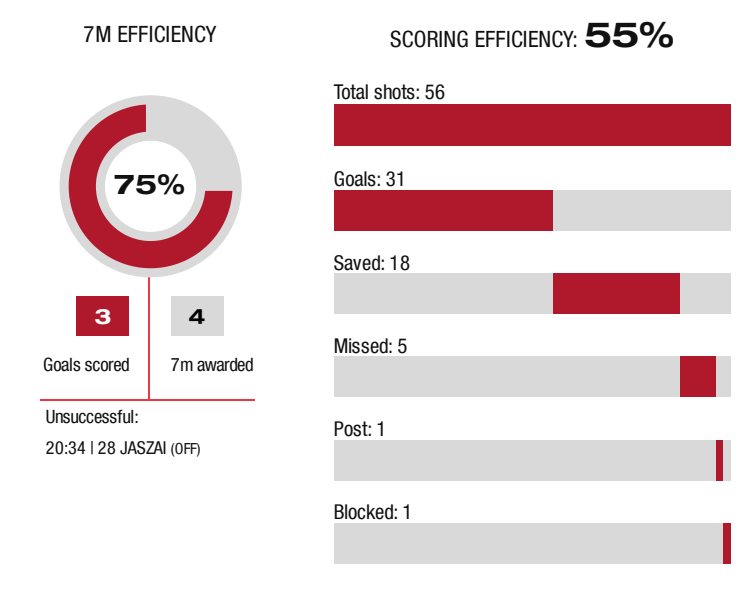
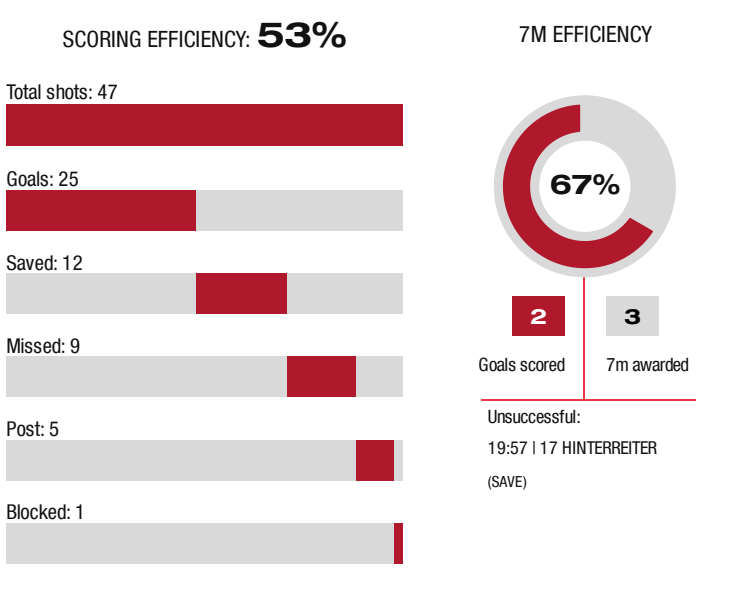
25 : 31

(13 : 17)

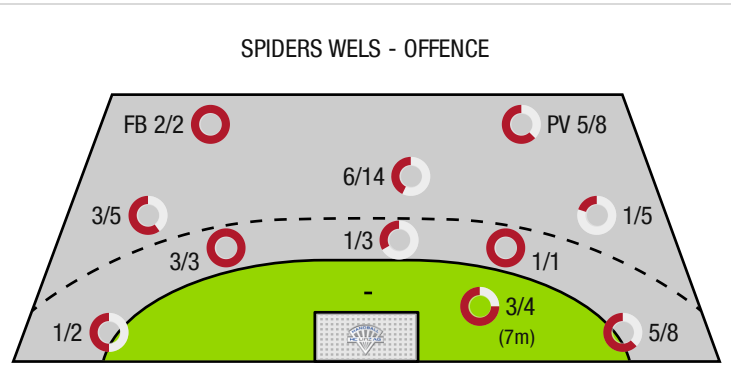
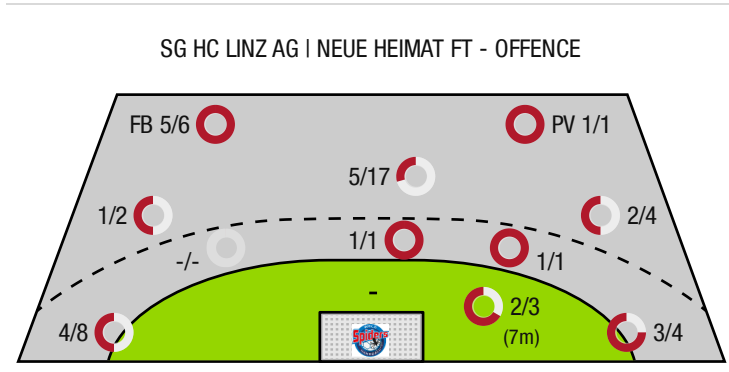
Spiders Wels



Top scorer: Mitterrutzer **7** | 2min: **3** | Top scorer: Rothig **9** | 2min: **4**



*Attack number is incremented on every change of ball possession.



FB - All fast breaks | PV - Pivot shots



SG HC Linz AG | Neue Heimat FT

ENDED

25 : 31

(13 : 17)

Spiders Wels



Players			Shots (goals)								Others				Penalties			
No	Name	Pos.	Total	7m	6m	9m	Wing	PV	FB	BT*	TF	ST	BS	AS	YC	2min	RC	BC
33	Weinmann, Stefan	TW	-% (0/0)								1			1		1		
95	Paul, Reisinger	TW	-% (0/0)															
3	Victor, Ivo		50% (1/2)		1/1		0/1			1/1	1					1		
4	Hellrung, Timo Paul	RR	0% (0/3)			0/3					2		1	2				
7	Mitterrutzer, Boris	LA	88% (7/8)	2/2			4/5		1/1		2							
9	Bryan, Nana Agyapong	RA	83% (5/6)				3/4		2/2		1							
10	Nana Agyapong, Marques	LA	40% (2/5)			0/2			2/3		1	2		2				
13	Dangl, Felix	RA	-% (0/0)								3							
14	Kneidinger, David	RR	60% (3/5)		1/1	2/4				1/1				2				
17	Hinterreiter, Moritz	RM	0% (0/1)	0/1							2							
22	Milos, Letic	KM	100% (1/1)					1/1										
23	Nidermuller, Phillip		-% (0/0)								1	1		2				
25	Klewein, Simon	RL	43% (3/7)			3/7					3			2				
27	Dudlak, Michael-Justin	RM	43% (3/7)			3/7					2			1		1		
45	Stachelberger, Nick		0% (0/2)				0/2											
0A	Berger, Franz																	
0B	Gierlinger, Manuel																	
0C	Klewein, Simon																	
0D	Dudlak, Michael-Justin																	
			53% (25/47)	2/3	2/2	8/23	7/12	1/1	5/6	2/2	19	3	1	12	0	3	0	0

A breakthrough (BT) is an additional information for goals that have been achieved from the backcourt. The number of these goals will not be included in the sum of the goals of a player.

Goalkeepers		Shot (saves)							
No	Name	Total	7m	6m	9m	Wing	PV	Fast breaks	Breakthrough
33	Weinmann, Stefan	32% (10/31)	0% (0/1)	0% (0/3)	42% (5/12)	29% (2/7)	38% (3/8)	-% (0/0)	0% (0/3)
95	Paul, Reisinger	44% (8/18)	0% (0/2)	33% (1/3)	63% (5/8)	67% (2/3)	-% (0/0)	0% (0/2)	0% (0/2)
		37% (18/49)	0% (0/3)	17% (1/6)	50% (10/20)	40% (4/10)	38% (3/8)	0% (0/2)	0% (0/5)

Team shots	Goals	Saved	Missed	Post	Blocked	Total	Efficiency
7m shots	2	1	0	0	0	2/3	67%
6m shots	2	0	0	0	0	2/2	100%
9m shots	8	8	3	3	1	8/23	35%
Wing shots	7	2	0	2	0	7/12	58%
Pivot	1	0	0	0	0	1/1	100%
Fast breaks	5	1	0	0	0	5/6	83%
Breakthrough	2	0	0	0	0	2/2	100%
	25	12	9	5	1	25/47	53%

LEGEND

PV	Pivot shots
FB	All fast breaks
BT	Breakthrough
TF	Technical fault
ST	Steals
BS	Blocked shots
AS	Assist
YC	Yellow cards
2min	2 Minute suspension
RC	Red cards
BC	Blue cards

It is possible in individual cases, that differences between the sum of individual player statistics and team statistics occur. The reason is that due to the speed of a handball game at individual events our scouts can not assign the player data correctly.



SG HC Linz AG | Neue Heimat FT

ENDED

25 : 31

(13 : 17)

Spiders Wels



Players			Shots (goals)								Others				Penalties			
No	Name	Pos.	Total	7m	6m	9m	Wing	PV	FB	BT*	TF	ST	BS	AS	YC	2min	RC	BC
12	Mair, Tobias	TW	-% (0/0)															
39	MohamedAbdelwahad, EidAli	TW	-% (0/0)															
2	Wiesinger, Johannes	KM	-% (0/0)											1				
6	Rothig, Daniel	RL	69% (9/13)		3/3	5/8			1/1	3/3	2			3				
14	Kukla, Andreas	RL	0% (0/1)			0/1					2							
22	Oljaca, Stevan	RM	50% (3/6)	3/3	0/1	0/2					1			2				
27	Rados, Ivan	LA	50% (1/2)				1/2											
28	Jaszai, Filip	RA	50% (4/8)	0/1			4/7				1	2		1				
45	Pavlovic, Patrik	LA	100% (2/2)				1/1		1/1							1		
47	Petrisic, David	KM	-% (0/0)								1					1		
62	Bosnjak, Gabriel	RM	50% (2/4)		2/2	0/2				2/2	1	1		2				
77	Kutic, Jovica	RR	45% (5/11)			5/11					3			3		1		
83	Omanovic, A		-% (0/0)											1				
99	Hrcic, Armin	KM	56% (5/9)		0/1			5/8			1		1			1		
0A	Maric, Dominik																	
0B	Jodicke, David																	
0C	Kropf, Jan																	
0D	Oljaca, Stevan																	
			55% (31 / 56)	3/4	5/7	10/24	6/10	5/8	2/2	5/5	12	3	1	13	0	4	0	0

A breakthrough (BT) is an additional information for goals that have been achieved from the backcourt. The number of these goals will not be included in the sum of the goals of a player.

Goalkeepers		Shot (saves)							
No	Name	Total	7m	6m	9m	Wing	PV	Fast breaks	Breakthrough
12	Mair, Tobias	-% (0 / 0)	-% (0 / 0)	-% (0 / 0)	-% (0 / 0)	-% (0 / 0)	-% (0 / 0)	-% (0 / 0)	-% (0 / 0)
39	MohamedAbdelwahad, EidAli	32% (12 / 37)	33% (1 / 3)	0% (0 / 2)	50% (8 / 16)	22% (2 / 9)	0% (0 / 1)	17% (1 / 6)	0% (0 / 2)
		32% (12 / 37)	33% (1 / 3)	0% (0 / 2)	50% (8 / 16)	22% (2 / 9)	0% (0 / 1)	17% (1 / 6)	0% (0 / 2)

Team shots	Goals	Saved	Missed	Post	Blocked	Total	Efficiency
7m shots	3	0	1	0	0	3/4	75%
6m shots	5	1	0	0	1	5/7	71%
9m shots	10	10	3	1	0	10/24	42%
Wing shots	6	4	0	0	0	6/10	60%
Pivot	5	3	0	0	0	5/8	63%
Fast breaks	2	0	0	0	0	2/2	100%
Breakthrough	5	0	0	0	0	5/5	100%
	31	18	5	1	1	31/56	55%

LEGEND

PV	Pivot shots
FB	All fast breaks
BT	Breakthrough
TF	Technical fault
ST	Steals
BS	Blocked shots
AS	Assist
YC	Yellow cards
2min	2 Minute suspension
RC	Red cards
BC	Blue cards

It is possible in individual cases, that differences between the sum of individual player statistics and team statistics occur. The reason is that due to the speed of a handball game at individual events our scouts can not assign the player data correctly.