



Date: 29/03/26  
 Time: 18:30  
 Match: Round: 3. Matchday, Match ID: 69301340, Season: 25/26  
 Venue: Sportzentrum Traun  
 Referees: ,

# MATCH-REPORT

HLA Challenge

#GeballteLeidenschaft



SK Keplinger-Traun

ENDED

33 : 30

( 18 : 12 )

Handball Tirol FT



Top scorer:

2min: 0

Top scorer:

2min: 0

SCORING EFFICIENCY: **100%**

7M EFFICIENCY


Total shots: 1



Goals: 1




Saved: 0




Missed: 0




Post: 0



Blocked: 0




0%



7M EFFICIENCY



0%



SCORING EFFICIENCY: **100%**


Total shots: 2



Goals: 2




Saved: 0




Missed: 0



Post: 0



Blocked: 0



ATTACK SUCCESS

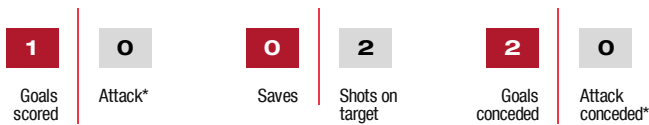
GOALKEEPER EFFICIENCY

DEFENDING EFFICIENCY

0%

0%

0%



\*Attack number is incremented on every change of ball possession.

DEFENDING EFFICIENCY

GOALKEEPER EFFICIENCY

ATTACK SUCCESS

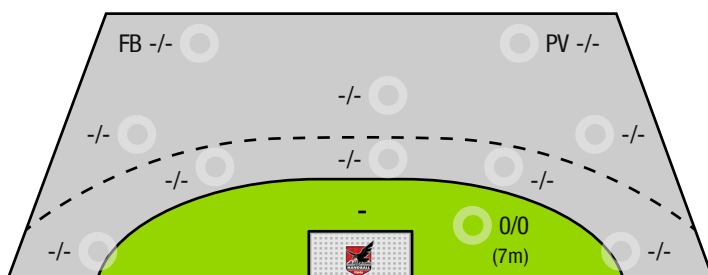
0%

0%

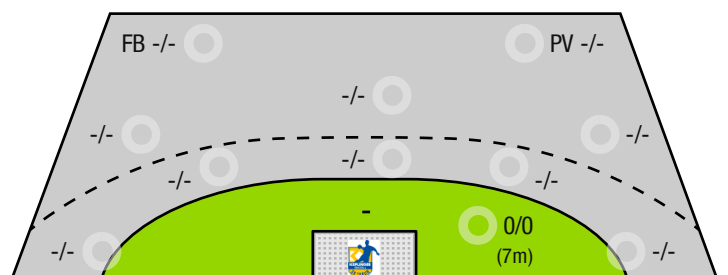
0%



SK KEPLINGER-TRAUN - OFFENCE



HANDBALL TIROL FT - OFFENCE



FB - All fast breaks PV - Pivot shots



SK Keplinger-Traun

ENDED

**33 : 30**

( 18 : 12 )

Handball Tirol FT



| Players |      |      | Shots (goals)       |     |     |     |      |     |     |     | Others |    |    |    | Penalties |      |    |    |
|---------|------|------|---------------------|-----|-----|-----|------|-----|-----|-----|--------|----|----|----|-----------|------|----|----|
| No      | Name | Pos. | Total               | 7m  | 6m  | 9m  | Wing | PV  | FB  | BT* | TF     | ST | BS | AS | YC        | 2min | RC | BC |
|         |      |      | <b>100%</b> (1 / 1) | 0/0 | 0/0 | 0/0 | 0/0  | 0/0 | 0/0 | 0/0 | 0      | 0  | 0  | 0  | 0         | 0    | 0  | 0  |

A breakthrough (BT) is an additional information for goals that have been achieved from the backcourt. The number of these goals will not be included in the sum of the goals of a player.

| Goalkeepers |      | Shot (saves) |            |            |            |            |            |             |              |
|-------------|------|--------------|------------|------------|------------|------------|------------|-------------|--------------|
| No          | Name | Total        | 7m         | 6m         | 9m         | Wing       | PV         | Fast breaks | Breakthrough |
|             |      | -% (0 / 0)   | -% (0 / 0) | -% (0 / 0) | -% (0 / 0) | -% (0 / 0) | -% (0 / 0) | -% (0 / 0)  | -% (0 / 0)   |

| Team shots   | Goals | Saved | Missed | Post | Blocked | Total      | Efficiency  |
|--------------|-------|-------|--------|------|---------|------------|-------------|
| 7m shots     | 0     | 0     | 0      | 0    | 0       | <b>0/0</b> | -%          |
| 6m shots     | 0     | 0     | 0      | 0    | 0       | <b>0/0</b> | NaN%        |
| 9m shots     | 0     | 0     | 0      | 0    | 0       | <b>0/0</b> | NaN%        |
| Wing shots   | 0     | 0     | 0      | 0    | 0       | <b>0/0</b> | NaN%        |
| Pivot        | 0     | 0     | 0      | 0    | 0       | <b>0/0</b> | NaN%        |
| Fast breaks  | 0     | 0     | 0      | 0    | 0       | <b>0/0</b> | NaN%        |
| Breakthrough | 0     | 0     | 0      | 0    | 0       | <b>0/0</b> | NaN%        |
|              | 1     | 0     | 0      | 0    | 0       | <b>1/1</b> | <b>100%</b> |

## LEGEND

|      |                     |
|------|---------------------|
| PV   | Pivot shots         |
| FB   | All fast breaks     |
| BT   | Breakthrough        |
| TF   | Technical fault     |
| ST   | Steals              |
| BS   | Blocked shots       |
| AS   | Assist              |
| YC   | Yellow cards        |
| 2min | 2 Minute suspension |
| RC   | Red cards           |
| BC   | Blue cards          |

It is possible in individual cases, that differences between the sum of individual player statistics and team statistics occur. The reason is that due to the speed of a handball game at individual events our scouts can not assign the player data correctly.



SK Keplinger-Traun

ENDED

**33 : 30**

( 18 : 12 )

Handball Tirol FT



| Players |      |      | Shots (goals)       |     |     |     |      |     |     |     | Others |    |    |    | Penalties |      |    |    |
|---------|------|------|---------------------|-----|-----|-----|------|-----|-----|-----|--------|----|----|----|-----------|------|----|----|
| No      | Name | Pos. | Total               | 7m  | 6m  | 9m  | Wing | PV  | FB  | BT* | TF     | ST | BS | AS | YC        | 2min | RC | BC |
|         |      |      | <b>100%</b> (2 / 2) | 0/0 | 0/0 | 0/0 | 0/0  | 0/0 | 0/0 | 0/0 | 0      | 0  | 0  | 0  | 0         | 0    | 0  | 0  |

A breakthrough (BT) is an additional information for goals that have been achieved from the backcourt. The number of these goals will not be included in the sum of the goals of a player.

| Goalkeepers |      | Shot (saves) |            |            |            |            |            |             |              |
|-------------|------|--------------|------------|------------|------------|------------|------------|-------------|--------------|
| No          | Name | Total        | 7m         | 6m         | 9m         | Wing       | PV         | Fast breaks | Breakthrough |
|             |      | -% (0 / 0)   | -% (0 / 0) | -% (0 / 0) | -% (0 / 0) | -% (0 / 0) | -% (0 / 0) | -% (0 / 0)  | -% (0 / 0)   |

| Team shots   | Goals | Saved | Missed | Post | Blocked | Total      | Efficiency  |
|--------------|-------|-------|--------|------|---------|------------|-------------|
| 7m shots     | 0     | 0     | 0      | 0    | 0       | <b>0/0</b> | -%          |
| 6m shots     | 0     | 0     | 0      | 0    | 0       | <b>0/0</b> | NaN%        |
| 9m shots     | 0     | 0     | 0      | 0    | 0       | <b>0/0</b> | NaN%        |
| Wing shots   | 0     | 0     | 0      | 0    | 0       | <b>0/0</b> | NaN%        |
| Pivot        | 0     | 0     | 0      | 0    | 0       | <b>0/0</b> | NaN%        |
| Fast breaks  | 0     | 0     | 0      | 0    | 0       | <b>0/0</b> | NaN%        |
| Breakthrough | 0     | 0     | 0      | 0    | 0       | <b>0/0</b> | NaN%        |
|              | 2     | 0     | 0      | 0    | 0       | <b>2/2</b> | <b>100%</b> |

## LEGEND

|      |                     |
|------|---------------------|
| PV   | Pivot shots         |
| FB   | All fast breaks     |
| BT   | Breakthrough        |
| TF   | Technical fault     |
| ST   | Steals              |
| BS   | Blocked shots       |
| AS   | Assist              |
| YC   | Yellow cards        |
| 2min | 2 Minute suspension |
| RC   | Red cards           |
| BC   | Blue cards          |

It is possible in individual cases, that differences between the sum of individual player statistics and team statistics occur. The reason is that due to the speed of a handball game at individual events our scouts can not assign the player data correctly.