



Date: 30/04/26
 Time: 19:00
 Match: Round: 6. Matchday, Match ID: 69301356, Season: 25/26
 Venue: Sport Hauptschule Kleinmunchen
 Referees: ,

MATCH-REPORT

HLA Challenge

#GeballteLeidenschaft

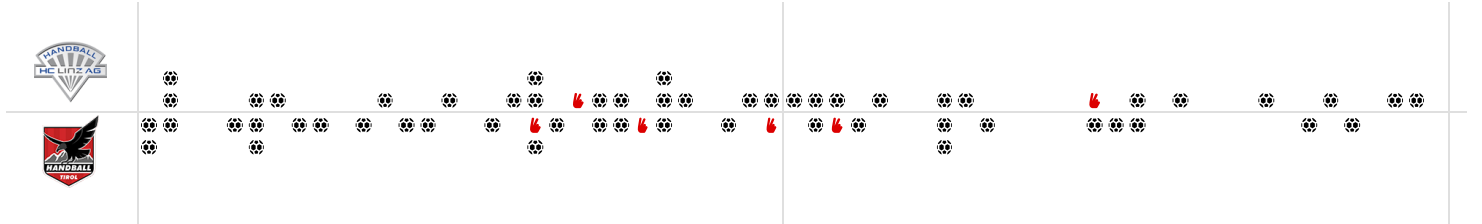
ENDED

SG HC Linz AG | Neue Heimat FT

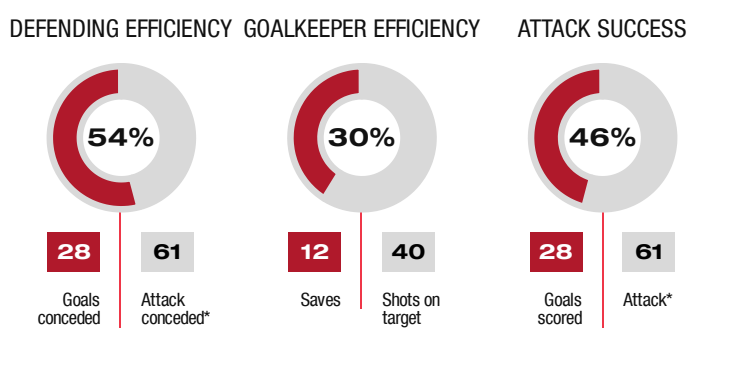
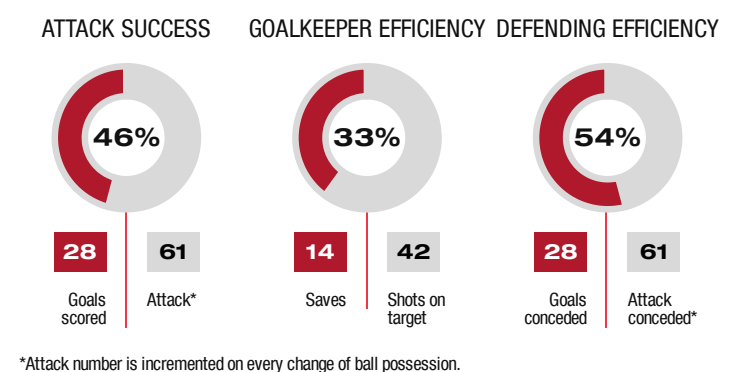
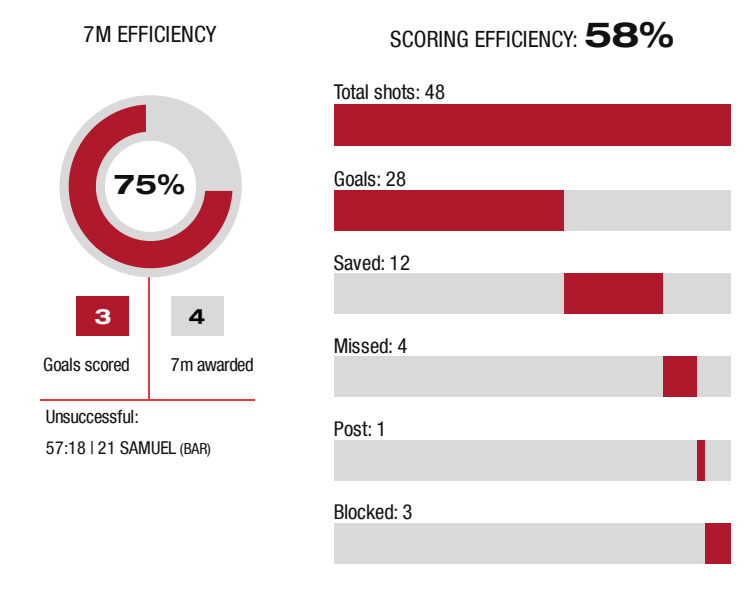
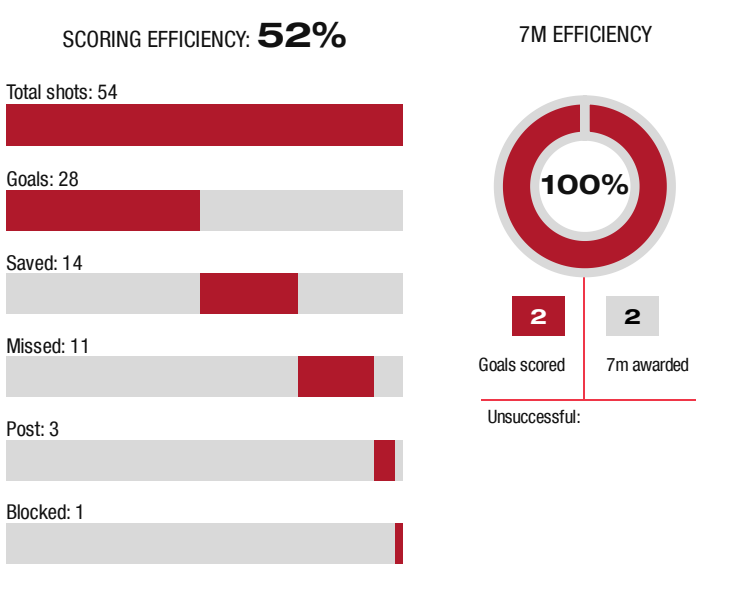
28 : 28

(16 : 18)

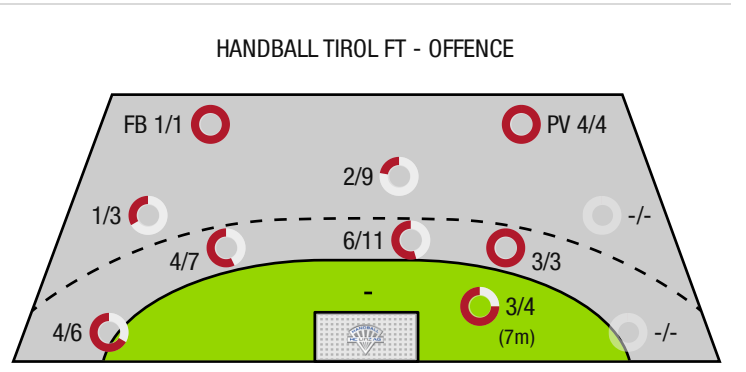
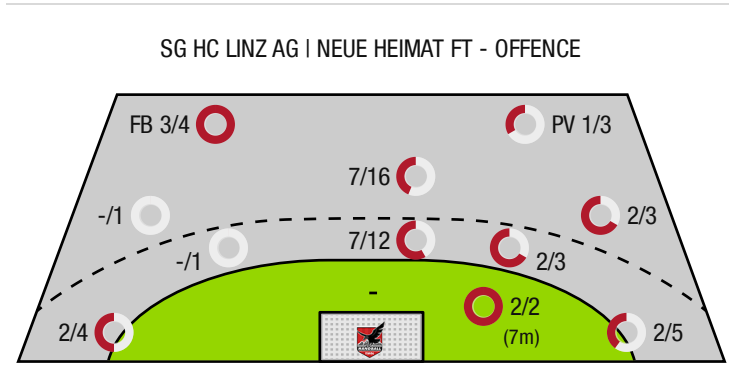
Handball Tirol FT



Top scorer: Nana Agyapong **7** | 2min: **2** | Top scorer: Barba **8** | 2min: **4**



*Attack number is incremented on every change of ball possession.



FB - All fast breaks | PV - Pivot shots



SG HC Linz AG | Neue Heimat FT

ENDED

28 : 28

(16 : 18)

Handball Tirol FT



Players			Shots (goals)								Others				Penalties			
No	Name	Pos.	Total	7m	6m	9m	Wing	PV	FB	BT*	TF	ST	BS	AS	YC	2min	RC	BC
33	Weinmann, Stefan	TW	-% (0/0)											1				
95	Paul, Reisinger	TW	-% (0/0)															
7	Mitterrutzer, Boris	LA	60% (3/5)				2/4		1/1		1							
10	Horvat, K		100% (2/2)		1/1	1/1				2/2								
13	Dangl, Felix	RA	50% (4/8)	2/2			2/5		0/1		1	1						
14	Kneidinger, David	RR	71% (5/7)		2/4	2/2			1/1	2/4	1			1				
17	Hinterreiter, Moritz	RM	40% (2/5)		1/2	1/3				1/1	2	1		2		1		
22	Milos, Letic	KM	100% (1/1)					1/1			1							
24	Nana Agyapong, Marques	LA	44% (7/16)		5/7	2/9				5/7	2	2	1	1				
26	Raphael, Windhager	RM	60% (3/5)			2/2		0/2	1/1	1/1			1	1		1		
73	Dudlak, Michael-Justin	RM	20% (1/5)		0/2	1/3				0/2			1	2				
0A	Wunder, Peter																	
0B	Gierlinger, Manuel																	
0C	Raphael, Windhager																	
0D	Dudlak, Michael-Justin																	
			52% (28 /54)	2/2	9/16	9/20	4/9	1/3	3/4	11/17	8	4	3	8	0	2	0	0

A breakthrough (BT) is an additional information for goals that have been achieved from the backcourt. The number of these goals will not be included in the sum of the goals of a player.

Goalkeepers		Shot (saves)							
No	Name	Total	7m	6m	9m	Wing	PV	Fast breaks	Breakthrough
33	Weinmann, Stefan	18% (4 /22)	0% (0 /1)	25% (3 /12)	-% (0 /0)	20% (1 /5)	0% (0 /3)	0% (0 /1)	33% (2 /6)
95	Paul, Reisinger	44% (8 /18)	0% (0 /2)	33% (2 /6)	63% (5 /8)	100% (1 /1)	0% (0 /1)	-% (0 /0)	20% (1 /5)
		30% (12 /40)	0% (0 /3)	28% (5 /18)	63% (5 /8)	33% (2 /6)	0% (0 /4)	0% (0 /1)	27% (3 /11)

Team shots	Goals	Saved	Missed	Post	Blocked	Total	Efficiency
7m shots	2	0	0	0	0	2/2	100%
6m shots	9	5	0	1	1	9/16	56%
9m shots	9	5	5	1	0	9/20	45%
Wing shots	4	2	0	1	0	4/9	44%
Pivot	1	2	0	0	0	1/3	33%
Fast breaks	3	0	0	0	0	3/4	75%
Breakthrough	11	5	0	1	0	11/17	65%
	28	14	11	3	1	28/54	52%

LEGEND

PV	Pivot shots
FB	All fast breaks
BT	Breakthrough
TF	Technical fault
ST	Steals
BS	Blocked shots
AS	Assist
YC	Yellow cards
2min	2 Minute suspension
RC	Red cards
BC	Blue cards

It is possible in individual cases, that differences between the sum of individual player statistics and team statistics occur. The reason is that due to the speed of a handball game at individual events our scouts can not assign the player data correctly.



SG HC Linz AG | Neue Heimat FT

ENDED

28 : 28

(16 : 18)

Handball Tirol FT



Players			Shots (goals)								Others				Penalties			
No	Name	Pos.	Total	7m	6m	9m	Wing	PV	FB	BT*	TF	ST	BS	AS	YC	2min	RC	BC
1	Fink, Julian	TW	-% (0/0)															
12	Graupner, Martin	TW	-% (0/0)								1			1				
5	Barba, Mateo Ignacio		100% (2/2)		1/1			1/1								1		
7	Brunner, Julian	RL	0% (0/3)		0/2	0/1				0/1	1					1		
8	Plank, Raffael	RL	100% (1/1)						1/1								2	
9	Schrocker, Theo	LA	60% (3/5)				3/5				1							
10	Mailer, Viktor	KM	-% (0/0)															
13	Xaver, Mailer	KM	100% (3/3)					3/3			3							
14	Hoeser, Ole		100% (2/2)		2/2					2/2								
17	Barba, Francisco		57% (8/14)		5/9	2/4	1/1			4/5	4			4				
21	Samuel, Poostchi		44% (7/16)	3/4	4/6	0/6				1/2	3	1	1	3				
83	Muller, Moritz		100% (2/2)		1/1	1/1				1/1								
0A	Labanovskis, Valdis																	
0A	Labanovskis, Valdis																	
0B	Poostchi, Pooya																	
			58% (28 /48)	3/4	13/21	3/12	4/6	4/4	1/1	8/11	13	1	1	8	0	4	0	0

A breakthrough (BT) is an additional information for goals that have been achieved from the backcourt. The number of these goals will not be included in the sum of the goals of a player.

Goalkeepers		Shot (saves)							
No	Name	Total	7m	6m	9m	Wing	PV	Fast breaks	Breakthrough
1	Fink, Julian	33% (7 /21)	0% (0 /2)	38% (3 /8)	17% (1 /6)	50% (1 /2)	100% (2 /2)	0% (0 /1)	33% (3 /9)
12	Graupner, Martin	35% (7 /20)	-% (0 /0)	33% (2 /6)	57% (4 /7)	25% (1 /4)	0% (0 /1)	0% (0 /2)	29% (2 /7)
		34% (14 /41)	0% (0 /2)	36% (5 /14)	38% (5 /13)	33% (2 /6)	67% (2 /3)	0% (0 /3)	31% (5 /16)

Team shots	Goals	Saved	Missed	Post	Blocked	Total	Efficiency
7m shots	3	0	0	1	0	3/4	75%
6m shots	13	5	1	0	2	13/21	62%
9m shots	3	5	3	0	1	3/12	25%
Wing shots	4	2	0	0	0	4/6	67%
Pivot	4	0	0	0	0	4/4	100%
Fast breaks	1	0	0	0	0	1/1	100%
Breakthrough	8	3	0	0	0	8/11	73%
	28	12	4	1	3	28/48	58%

LEGEND

PV	Pivot shots
FB	All fast breaks
BT	Breakthrough
TF	Technical fault
ST	Steals
BS	Blocked shots
AS	Assist
YC	Yellow cards
2min	2 Minute suspension
RC	Red cards
BC	Blue cards

It is possible in individual cases, that differences between the sum of individual player statistics and team statistics occur. The reason is that due to the speed of a handball game at individual events our scouts can not assign the player data correctly.