




Date: 11/04/26
 Time: 19:00
 Match: Round: 4. Matchday, Match ID: 69301374, Season: 25/26
 Venue: Sportzentrum Traun
 Referees: ,

MATCH-REPORT

HLA Challenge


#GeballteLeidenschaft

ENDED





SK Keplinger-Traun

24 : 49



Spiders Wels

(14 : 23)

 	
--	--

Top scorer: 2min: 0

SCORING EFFICIENCY: **NAN%**

7M EFFICIENCY

Total shots: 0

Goals: 0

Saved: 0

Missed: 0

Post: 0

Blocked: 0

0%

Goals scored

7m awarded

Unsuccessful:

7M EFFICIENCY

SCORING EFFICIENCY: **NAN%**

Total shots: 0

Goals: 0

Saved: 0

Missed: 0

Post: 0

Blocked: 0

0%

Goals scored

7m awarded

Unsuccessful:

ATTACK SUCCESS

GOALKEEPER EFFICIENCY

DEFENDING EFFICIENCY

0%

0%

0%

Goals scored

Attack*

Saves

Shots on target

Goals conceded

Attack conceded*

DEFENDING EFFICIENCY

GOALKEEPER EFFICIENCY

ATTACK SUCCESS

0%

0%

0%

Goals conceded

Attack conceded*

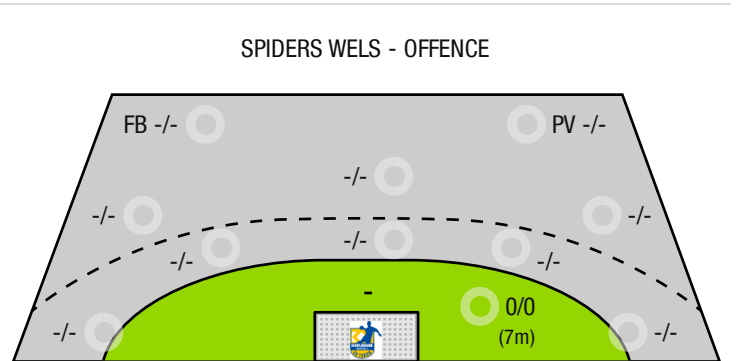
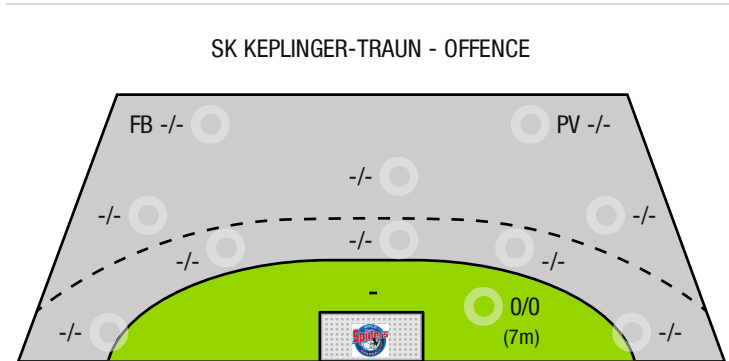
Saves

Shots on target

Goals scored

Attack*

*Attack number is incremented on every change of ball possession.



FB - All fast breaks PV - Pivot shots



SK Keplinger-Traun

ENDED

24 : 49

(14 : 23)

Spiders Wels



Players			Shots (goals)								Others				Penalties			
No	Name	Pos.	Total	7m	6m	9m	Wing	PV	FB	BT*	TF	ST	BS	AS	YC	2min	RC	BC
			-% (0 / 0)	0/0	0/0	0/0	0/0	0/0	0/0	0/0	0	0	0	0	0	0	0	0

A breakthrough (BT) is an additional information for goals that have been achieved from the backcourt. The number of these goals will not be included in the sum of the goals of a player.

Goalkeepers		Shot (saves)							
No	Name	Total	7m	6m	9m	Wing	PV	Fast breaks	Breakthrough
		-% (0 / 0)	-% (0 / 0)	-% (0 / 0)	-% (0 / 0)	-% (0 / 0)	-% (0 / 0)	-% (0 / 0)	-% (0 / 0)

Team shots	Goals	Saved	Missed	Post	Blocked	Total	Efficiency
7m shots	0	0	0	0	0	0/0	-%
6m shots	0	0	0	0	0	0/0	NaN%
9m shots	0	0	0	0	0	0/0	NaN%
Wing shots	0	0	0	0	0	0/0	NaN%
Pivot	0	0	0	0	0	0/0	NaN%
Fast breaks	0	0	0	0	0	0/0	NaN%
Breakthrough	0	0	0	0	0	0/0	NaN%
	0	0	0	0	0	0/0	-%

LEGEND

PV	Pivot shots
FB	All fast breaks
BT	Breakthrough
TF	Technical fault
ST	Steals
BS	Blocked shots
AS	Assist
YC	Yellow cards
2min	2 Minute suspension
RC	Red cards
BC	Blue cards

It is possible in individual cases, that differences between the sum of individual player statistics and team statistics occur. The reason is that due to the speed of a handball game at individual events our scouts can not assign the player data correctly.



SK Keplinger-Traun

ENDED

24 : 49

(14 : 23)

Spiders Wels



Players			Shots (goals)								Others				Penalties			
No	Name	Pos.	Total	7m	6m	9m	Wing	PV	FB	BT*	TF	ST	BS	AS	YC	2min	RC	BC
			-% (0 / 0)	0/0	0/0	0/0	0/0	0/0	0/0	0/0	0	0	0	0	0	0	0	0

A breakthrough (BT) is an additional information for goals that have been achieved from the backcourt. The number of these goals will not be included in the sum of the goals of a player.

Goalkeepers		Shot (saves)							
No	Name	Total	7m	6m	9m	Wing	PV	Fast breaks	Breakthrough
		-% (0 / 0)	-% (0 / 0)	-% (0 / 0)	-% (0 / 0)	-% (0 / 0)	-% (0 / 0)	-% (0 / 0)	-% (0 / 0)

Team shots	Goals	Saved	Missed	Post	Blocked	Total	Efficiency
7m shots	0	0	0	0	0	0/0	-%
6m shots	0	0	0	0	0	0/0	NaN%
9m shots	0	0	0	0	0	0/0	NaN%
Wing shots	0	0	0	0	0	0/0	NaN%
Pivot	0	0	0	0	0	0/0	NaN%
Fast breaks	0	0	0	0	0	0/0	NaN%
Breakthrough	0	0	0	0	0	0/0	NaN%
	0	0	0	0	0	0/0	-%

LEGEND

PV	Pivot shots
FB	All fast breaks
BT	Breakthrough
TF	Technical fault
ST	Steals
BS	Blocked shots
AS	Assist
YC	Yellow cards
2min	2 Minute suspension
RC	Red cards
BC	Blue cards

It is possible in individual cases, that differences between the sum of individual player statistics and team statistics occur. The reason is that due to the speed of a handball game at individual events our scouts can not assign the player data correctly.