



Date: 27/03/26  
 Time: 17:15  
 Match: Round: 3. Matchday, Match ID: 69333958, Season: 25/26  
 Venue: Sporthalle Margareten  
 Referees: ,

# MATCH-REPORT

HLA Challenge

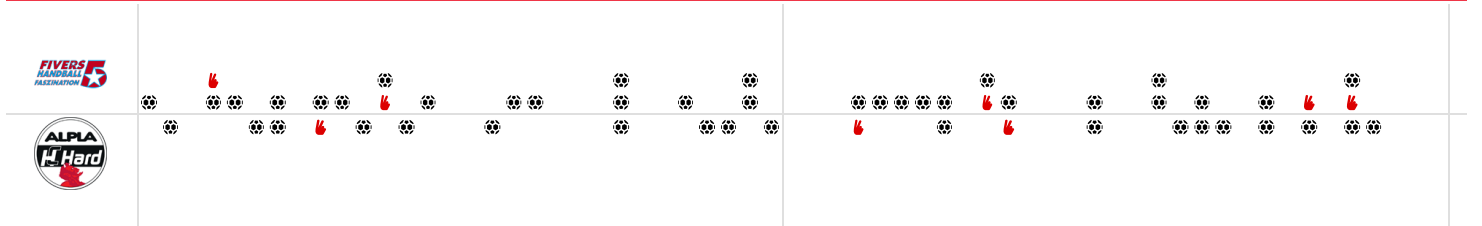
#GeballteLeidenschaft

ENDED

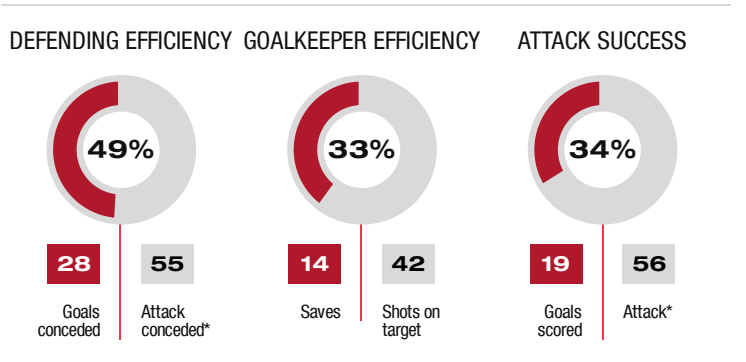
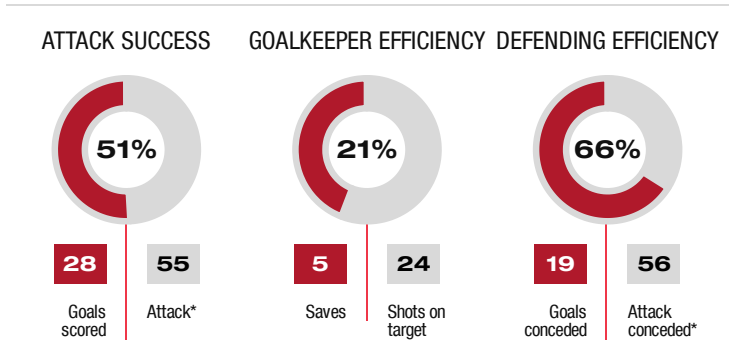
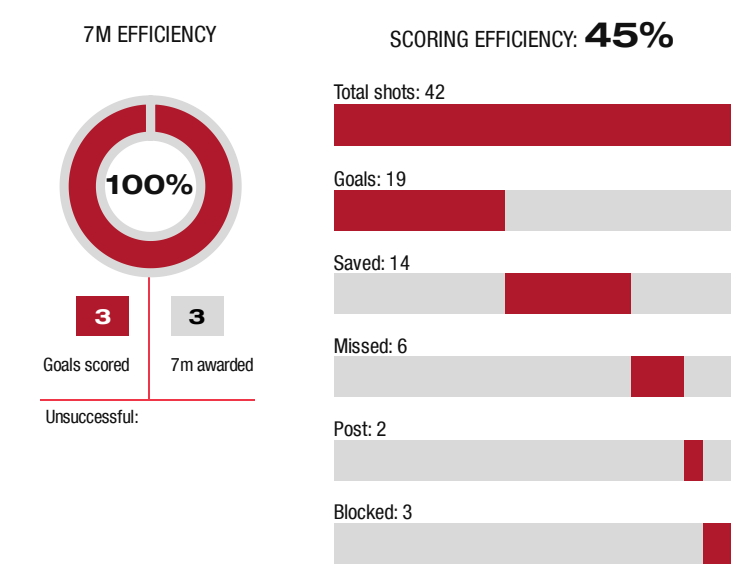
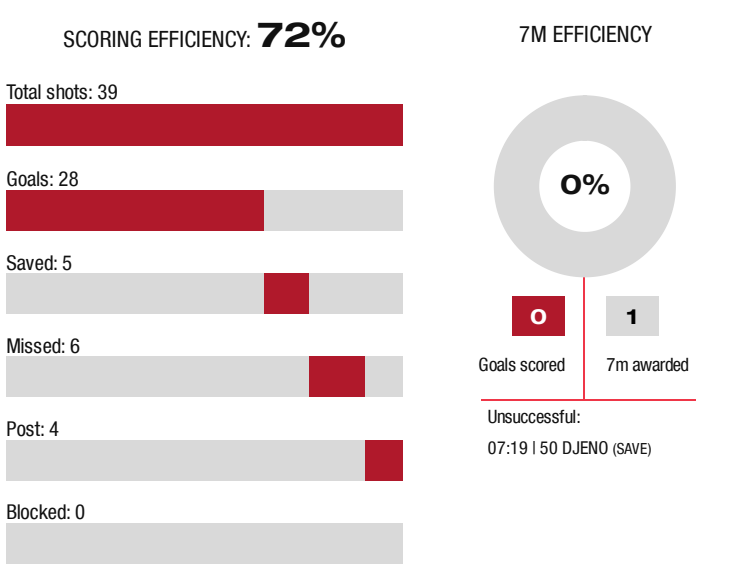
HC Fivers Wat Margareten II **28 : 19**

Alpha HC Hard II

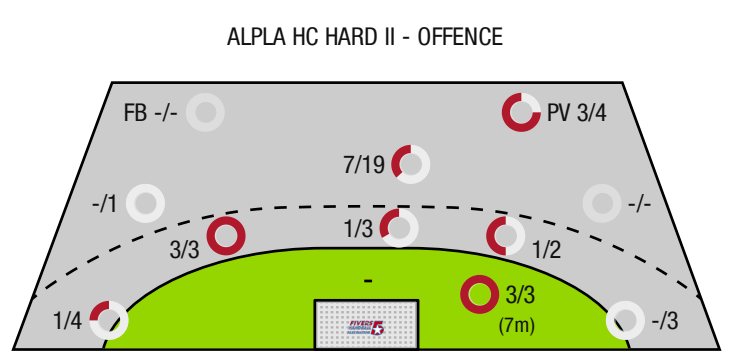
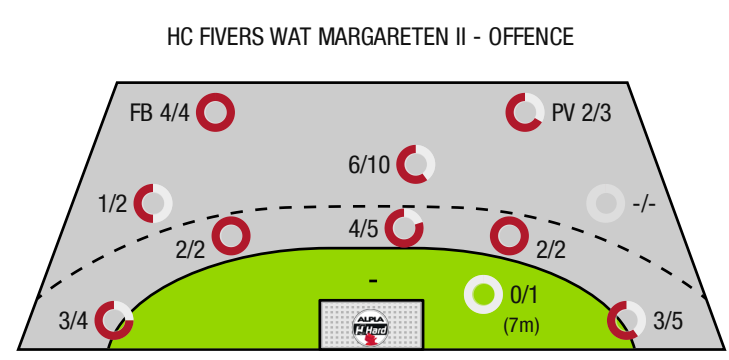
( 15 : 10 )



Top scorer: Tikvic **6**      2min: **5**      Top scorer: Haemmerle **9**      2min: **3**



\*Attack number is incremented on every change of ball possession.



FB - All fast breaks      PV - Pivot shots

ENDED

HC Fivers Wat Margareten  
II**28 : 19**  
( 15 : 10 )

Alpa HC Hard II



Players			Shots (goals)								Others				Penalties			
No	Name	Pos.	Total	7m	6m	9m	Wing	PV	FB	BT*	TF	ST	BS	AS	YC	2min	RC	BC
51	Novakovic, Lazar	TW	-% (0/0)								1							
52	Hanoun, Nader	TW	-% (0/0)															
5	Mirjanic, Mateja	RA	50% (1/2)				1/2					2	1			1		
15	Jadzic, Nemanja	KM	50% (1/2)					1/2			2							
25	Radman, Josip		50% (1/2)		1/1	0/1				1/1	2	1		4				
35	Ernst, Jan	KM	100% (1/1)					1/1					1			1		
45	Pantic, Leonardo		-% (0/0)								1							
50	Djeno, Ilija	RM	50% (3/6)	0/1	2/2	1/3				2/2	1					1		
53	Bavlnka, Leon	RM	75% (3/4)			2/3			1/1		1			1				
54	Kovacevic, Anes	LA	75% (3/4)		1/2	1/1			1/1	1/1	4			2				
55	Djeno, Marko	RR	67% (2/3)		1/1	0/1			1/1	1/1	2					2		
57	Wieder, Julian	RA	67% (2/3)				2/3				1							
59	Nemeth, Xaver		50% (1/2)				1/2				1							
65	Fuchs, Julius	LA	-% (0/0)															
75	Pieber, Tobias	LA	100% (4/4)		1/1		2/2		1/1		1							
85	Tikvic, Emanuel	RL	100% (6/6)		2/2	3/3				2/2	1		1	2				
0A	Muller, Lukas																	
0B	Zapletal, Sandra																	
0C	Mara, Peter																	
0D	Kolar, Markus																	
			<b>72% (28 /39)</b>	0/1	8/9	7/12	6/9	2/3	4/4	7/7	18	3	3	9	0	5	0	0

A breakthrough (BT) is an additional information for goals that have been achieved from the backcourt. The number of these goals will not be included in the sum of the goals of a player.

Goalkeepers		Shot (saves)							
No	Name	Total	7m	6m	9m	Wing	PV	Fast breaks	Breakthrough
51	Novakovic, Lazar	52% (12 /23)	0% (0 /1)	33% (1 /3)	58% (7 /12)	75% (3 /4)	33% (1 /3)	-% (0 /0)	0% (0 /2)
52	Hanoun, Nader	20% (2 /10)	0% (0 /2)	25% (1 /4)	33% (1 /3)	-% (0 /0)	0% (0 /1)	-% (0 /0)	0% (0 /2)
		<b>42% (14 /33)</b>	<b>0% (0 /3)</b>	<b>29% (2 /7)</b>	<b>53% (8 /15)</b>	<b>75% (3 /4)</b>	<b>25% (1 /4)</b>	<b>-% (0 /0)</b>	<b>0% (0 /4)</b>

Team shots	Goals	Saved	Missed	Post	Blocked	Total	Efficiency
7m shots	0	0	1	0	0	<b>0/1</b>	<b>0%</b>
6m shots	8	1	0	0	0	<b>8/9</b>	<b>89%</b>
9m shots	7	1	1	3	0	<b>7/12</b>	<b>58%</b>
Wing shots	6	1	0	1	0	<b>6/9</b>	<b>67%</b>
Pivot	2	1	0	0	0	<b>2/3</b>	<b>67%</b>
Fast breaks	4	0	0	0	0	<b>4/4</b>	<b>100%</b>
Breakthrough	7	0	0	0	0	<b>7/7</b>	<b>100%</b>
	<b>28</b>	<b>4</b>	<b>6</b>	<b>4</b>	<b>0</b>	<b>28/39</b>	<b>72%</b>

## LEGEND

PV	Pivot shots
FB	All fast breaks
BT	Breakthrough
TF	Technical fault
ST	Steals
BS	Blocked shots
AS	Assist
YC	Yellow cards
2min	2 Minute suspension
RC	Red cards
BC	Blue cards

It is possible in individual cases, that differences between the sum of individual player statistics and team statistics occur. The reason is that due to the speed of a handball game at individual events our scouts can not assign the player data correctly.

ENDED

HC Fivers Wat Margareten II **28 : 19**

Alpla HC Hard II



( 15 : 10 )

Players			Shots (goals)								Others				Penalties			
No	Name	Pos.	Total	7m	6m	9m	Wing	PV	FB	BT*	TF	ST	BS	AS	YC	2min	RC	BC
33	Tiefenthaler, Konrad	TW	0% (0/2)			0/1	0/1											
4	Maser, Gabriel	RA	-% (0/0)															
6	Cirit, Berkant	KM	40% (4/10)	2/2	2/2	0/6				1/1	4			5		1		
11	Lang, Noah	KM	-% (0/0)															
13	Hakli, Noyan	KM	33% (1/3)		0/1			1/2										
17	Bildstein, Jan	LA	-% (0/0)								2							
26	Piringer, Jannik	LA	25% (1/4)	1/1			0/3				2							
35	Haemmerle, Matthias	RM	56% (9/16)		2/3	7/13				2/3	5	1		1				
39	Luerzer, Robin	LA	57% (4/7)		1/2		1/3	2/2		1/1	1					2		
0A	Trautvetter, Benjamin																	
0B	Jonsson, Hannes Jon																	
			<b>45% (19/42)</b>	3/3	5/8	7/20	1/7	3/4	0/0	4/5	14	1	0	6	0	3	0	0

A breakthrough (BT) is an additional information for goals that have been achieved from the backcourt. The number of these goals will not be included in the sum of the goals of a player.

Goalkeepers		Shot (saves)							
No	Name	Total	7m	6m	9m	Wing	PV	Fast breaks	Breakthrough
33	Tiefenthaler, Konrad	15% (4/26)	-% (0/0)	13% (1/8)	14% (1/7)	17% (1/6)	33% (1/3)	0% (0/2)	0% (0/7)
		15% (4/26)	-% (0/0)	13% (1/8)	14% (1/7)	17% (1/6)	33% (1/3)	0% (0/2)	0% (0/7)

Team shots	Goals	Saved	Missed	Post	Blocked	Total	Efficiency
7m shots	3	0	0	0	0	3/3	100%
6m shots	5	2	1	0	0	5/8	63%
9m shots	7	8	0	2	3	7/20	35%
Wing shots	1	3	0	0	0	1/7	14%
Pivot	3	1	0	0	0	3/4	75%
Fast breaks	0	0	0	0	0	0/0	NaN%
Breakthrough	4	0	0	0	0	4/5	80%
	19	14	6	2	3	19/42	45%

## LEGEND

PV	Pivot shots
FB	All fast breaks
BT	Breakthrough
TF	Technical fault
ST	Steals
BS	Blocked shots
AS	Assist
YC	Yellow cards
2min	2 Minute suspension
RC	Red cards
BC	Blue cards

It is possible in individual cases, that differences between the sum of individual player statistics and team statistics occur. The reason is that due to the speed of a handball game at individual events our scouts can not assign the player data correctly.