



Date: 11/04/26
 Time: 19:00
 Match: Round: 4. Matchday, Match ID: 69333964, Season: 25/26
 Venue: Hans-Lackner-Halle
 Referees: ,

MATCH-REPORT

HLA Challenge

#GeballteLeidenschaft

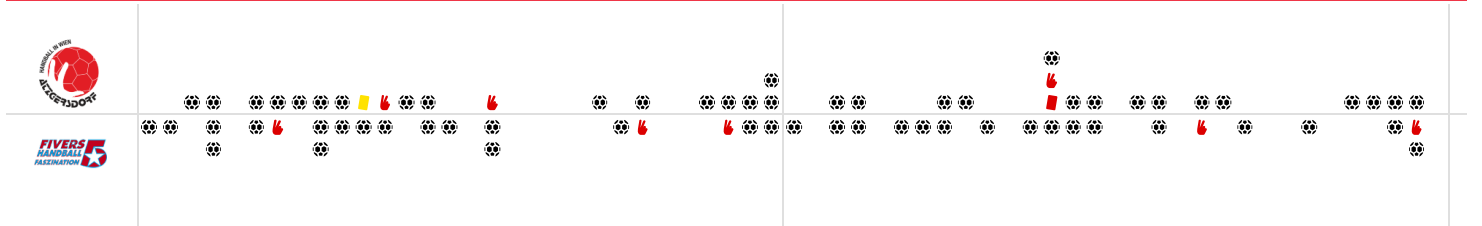
ENDED

Wat Atzgersdorf

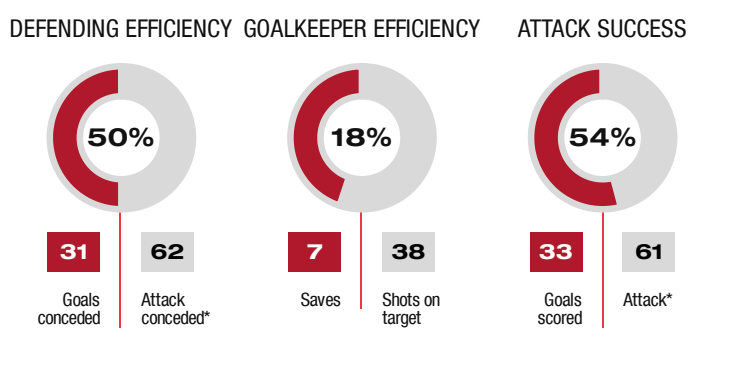
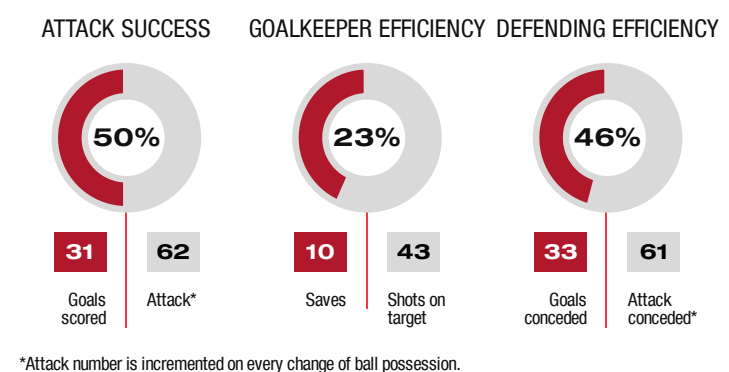
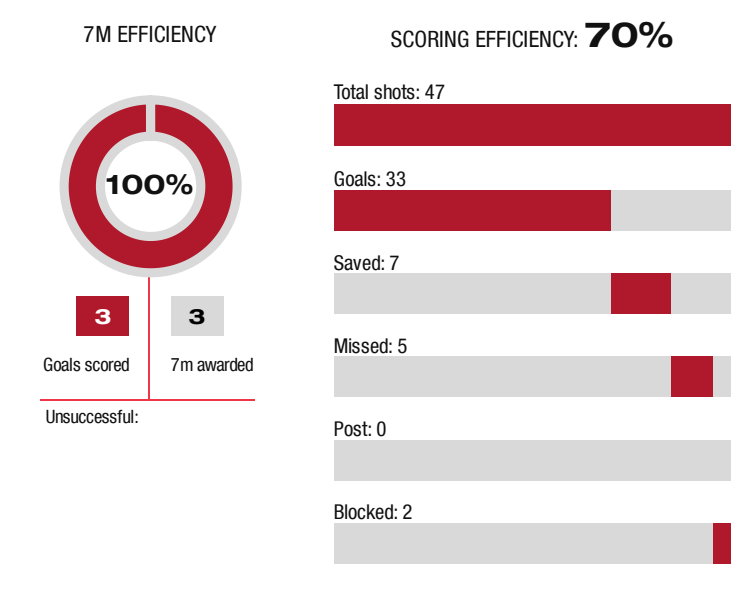
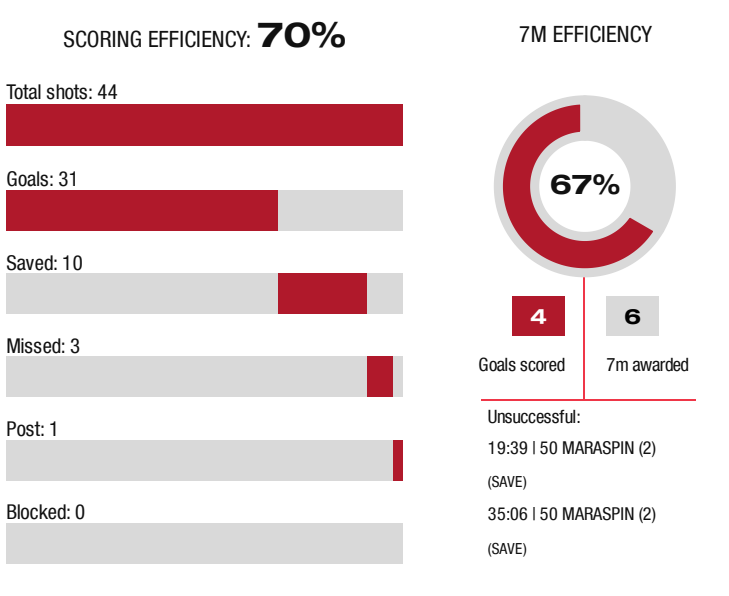
31 : 33

HC Fivers Wat Margareten II

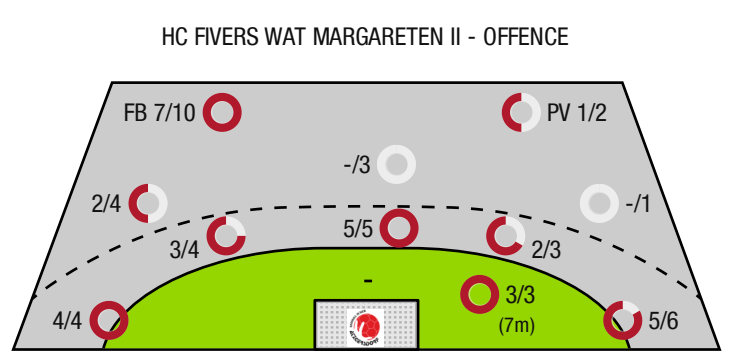
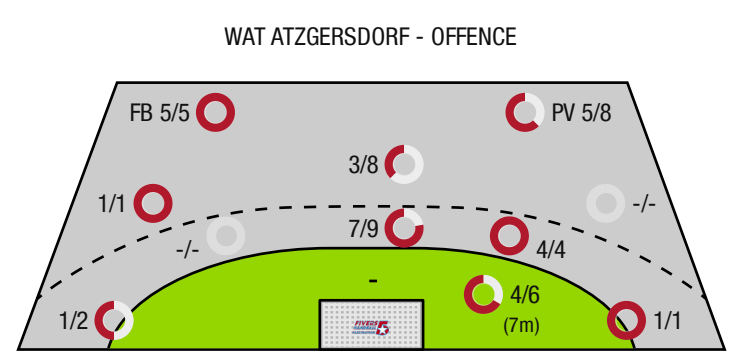
(16 : 17)



Top scorer: Bajgoric, Mischi **8** 2min: **4** Top scorer: Kovacevic, Jadzic **5** 2min: **5**



*Attack number is incremented on every change of ball possession.



FB - All fast breaks PV - Pivot shots



Wat Atzgersdorf

ENDED

31 : 33 HC Fivers Wat Margareten II



(16 : 17)

Players			Shots (goals)								Others				Penalties			
No	Name	Pos.	Total	7m	6m	9m	Wing	PV	FB	BT*	TF	ST	BS	AS	YC	2min	RC	BC
32	Muller, Sven	TW	-% (0/0)															
54	Hoblaj, Leon	TW	-% (0/0)															
97	Lenk, Konstantin	TW	-% (0/0)															
11	Vuckovic, Igor	RL	-% (0/0)									1	1	2	1			
15	Mischi, Valentin	RL	73% (8/11)		6/8	2/3				1/1	2			1				
16	Teufel, Clemens		-% (0/0)															
17	Schopp, Benedikt	RM	80% (4/5)		1/1	0/1			3/3	1/1	3	2		3				
18	Keresztes, Peter	RM	50% (1/2)			1/2					4			2		3	1	
19	Rabenseifer, Philipp	KM	75% (3/4)					3/4			1							
21	Berger, Benedikt	RL	67% (2/3)		1/1	1/2				1/1	1	1						
40	Breitegger, Felix	RL	-% (0/0)															
42	Jankovic, Vuc	KM	-% (0/0)															
43	Carniel, Leon	KM	50% (2/4)					2/4					1			1		
50	Maraspin, Luca	RA	50% (2/4)	1/3			1/1				2							
77	Galiasevic, Emir	LA	50% (1/2)				1/2				1	1						
94	Bajgoric, Alen	RR	89% (8/9)	3/3	3/3	0/1			2/2	3/3	3	2		3				
0A	Leidenfrost, Peter																	
0B	Czech, Andreas																	
0C	Florian, Riss																	
0D	Pieber, Bastian																	
			70% (31 / 44)	4/6	11/13	4/9	2/3	5/8	5/5	6/6	17	7	2	11	1	4	1	0

A breakthrough (BT) is an additional information for goals that have been achieved from the backcourt. The number of these goals will not be included in the sum of the goals of a player.

Goalkeepers		Shot (saves)							
No	Name	Total	7m	6m	9m	Wing	PV	Fast breaks	Breakthrough
32	Muller, Sven	20% (6 / 30)	0% (0 / 1)	10% (1 / 10)	33% (1 / 3)	13% (1 / 8)	-% (0 / 0)	38% (3 / 8)	14% (1 / 7)
54	Hoblaj, Leon	13% (1 / 8)	0% (0 / 2)	0% (0 / 1)	100% (1 / 1)	0% (0 / 2)	0% (0 / 1)	0% (0 / 1)	0% (0 / 1)
97	Lenk, Konstantin	-% (0 / 0)	-% (0 / 0)	-% (0 / 0)	-% (0 / 0)	-% (0 / 0)	-% (0 / 0)	-% (0 / 0)	-% (0 / 0)
		18% (7 / 38)	0% (0 / 3)	9% (1 / 11)	50% (2 / 4)	10% (1 / 10)	0% (0 / 1)	33% (3 / 9)	13% (1 / 8)

Team shots	Goals	Saved	Missed	Post	Blocked	Total	Efficiency
7m shots	4	2	0	0	0	4/6	67%
6m shots	11	2	0	0	0	11/13	85%
9m shots	4	3	2	0	0	4/9	44%
Wing shots	2	0	0	1	0	2/3	67%
Pivot	5	3	0	0	0	5/8	63%
Fast breaks	5	0	0	0	0	5/5	100%
Breakthrough	6	0	0	0	0	6/6	100%
	31	10	3	1	0	31/44	70%

LEGEND

PV	Pivot shots
FB	All fast breaks
BT	Breakthrough
TF	Technical fault
ST	Steals
BS	Blocked shots
AS	Assist
YC	Yellow cards
2min	2 Minute suspension
RC	Red cards
BC	Blue cards

It is possible in individual cases, that differences between the sum of individual player statistics and team statistics occur. The reason is that due to the speed of a handball game at individual events our scouts can not assign the player data correctly.



Wat Atzgersdorf

ENDED

31 : 33

HC Fivers Wat Margareten

(16 : 17)



Players			Shots (goals)								Others				Penalties			
No	Name	Pos.	Total	7m	6m	9m	Wing	PV	FB	BT*	TF	ST	BS	AS	YC	2min	RC	BC
51	Novakovic, Lazar	TW	-% (0/0)								1							
52	Hanoun, Nader	TW	-% (0/0)															
5	Mirjanic, Mateja	RA	75% (3/4)			0/1	3/3											
15	Jadzic, Nemanja	KM	83% (5/6)					1/2	3/3		1	1				1		
25	Radman, Josip		0% (0/3)			0/1			0/1		1	2		1				
35	Ernst, Jan	KM	-% (0/0)													1		
45	Hahnl, Christian	KM	100% (1/1)		1/1					1/1				1		1		
50	Djeno, Ilija	RM	80% (4/5)	3/3		1/2					1			1				
53	Bavlnka, Leon	RM	75% (3/4)		1/1		1/1		1/2	1/1	1	1		2		1		
54	Kovacevic, Anes	LA	83% (5/6)		4/5	1/1				3/4	1			2				
55	Djeno, Marko	RR	75% (3/4)		3/3	0/1				1/1	7	1		4				
57	Wieder, Julian	RA	50% (2/4)			0/1	2/3											
59	Nemeth, Xaver		100% (1/1)				1/1									1		
65	Fuchs, Julius	LA	100% (2/2)				1/1		1/1									
75	Pieber, Tobias	LA	80% (4/5)		1/1		1/1		2/3	1/1		2		1				
95	Ogris, Daniele	RM	0% (0/2)		0/1	0/1				0/1	2			1				
0A	Muller, Lukas																	
0B	Zapletal, Sandra																	
0	Kolar, Markus																	
0C	Maraspin, Peter																	
			70% (33 /47)	3/3	10/12	2/8	9/10	1/2	7/10	7/9	15	7	0	13	0	5	0	0

A breakthrough (BT) is an additional information for goals that have been achieved from the backcourt. The number of these goals will not be included in the sum of the goals of a player.

Goalkeepers		Shot (saves)							
No	Name	Total	7m	6m	9m	Wing	PV	Fast breaks	Breakthrough
51	Novakovic, Lazar	26% (9 /34)	40% (2 /5)	17% (2 /12)	40% (2 /5)	0% (0 /2)	38% (3 /8)	0% (0 /2)	0% (0 /5)
52	Hanoun, Nader	20% (1 /5)	0% (0 /1)	0% (0 /1)	50% (1 /2)	-% (0 /0)	-% (0 /0)	0% (0 /1)	0% (0 /1)
		26% (10 /39)	33% (2 /6)	15% (2 /13)	43% (3 /7)	0% (0 /2)	38% (3 /8)	0% (0 /3)	0% (0 /6)

Team shots	Goals	Saved	Missed	Post	Blocked	Total	Efficiency
7m shots	3	0	0	0	0	3/3	100%
6m shots	10	1	1	0	0	10/12	83%
9m shots	2	2	2	0	2	2/8	25%
Wing shots	9	1	0	0	0	9/10	90%
Pivot	1	0	0	0	0	1/2	50%
Fast breaks	7	3	0	0	0	7/10	70%
Breakthrough	7	1	0	0	0	7/9	78%
	33	7	5	0	2	33/47	70%

LEGEND

PV	Pivot shots
FB	All fast breaks
BT	Breakthrough
TF	Technical fault
ST	Steals
BS	Blocked shots
AS	Assist
YC	Yellow cards
2min	2 Minute suspension
RC	Red cards
BC	Blue cards

It is possible in individual cases, that differences between the sum of individual player statistics and team statistics occur. The reason is that due to the speed of a handball game at individual events our scouts can not assign the player data correctly.