



Date: 19/04/26
 Time: 18:00
 Match: Round: 5. Matchday, Match ID: 69333970, Season: 25/26
 Venue: Sporthalle Margareten
 Referees: ,

MATCH-REPORT

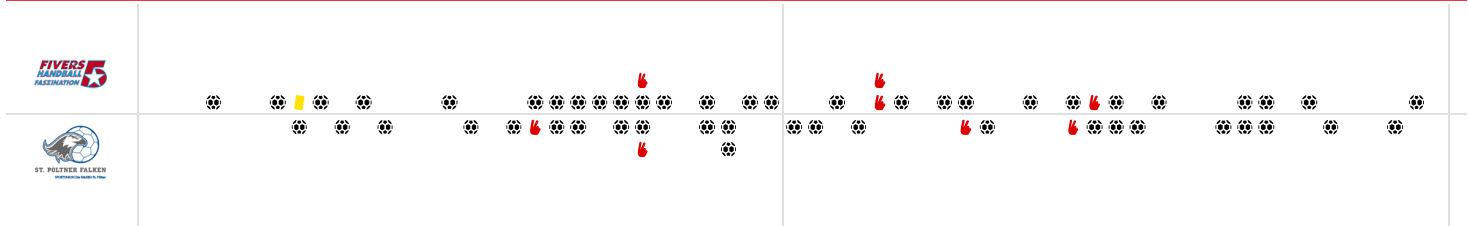
HLA Challenge

#GeballteLeidenschaft

ENDED

HC Fivers Wat Margareten II **27 : 24** Sportunion Die Falken St Polten

(15 : 12)



Top scorer: Tikvic **6** 2min: **4** Top scorer: Tiefenbacher **9** 2min: **4**

SCORING EFFICIENCY: 71%

Total shots: 38

Goals: 27

Saved: 6

Missed: 2

Post: 3

Blocked: 2

7M EFFICIENCY

75%

34

Goals scored 7m awarded

Unsuccessful:
39:12 | 50 DJENO (BAR)

SCORING EFFICIENCY: 55%

Total shots: 44

Goals: 24

Saved: 15

Missed: 2

Post: 0

Blocked: 3

7M EFFICIENCY

75%

34

Goals scored 7m awarded

Unsuccessful:
21:46 | 25 TIEFENBACHER (SAVE)

ATTACK SUCCESS **GOALKEEPER EFFICIENCY** **DEFENDING EFFICIENCY**

49%

2755

Goals scored Attack*

20%

630

Saves Shots on target

56%

2455

Goals conceded Attack conceded*

DEFENDING EFFICIENCY **GOALKEEPER EFFICIENCY** **ATTACK SUCCESS**

51%

2755

Goals conceded Attack conceded*

36%

1542

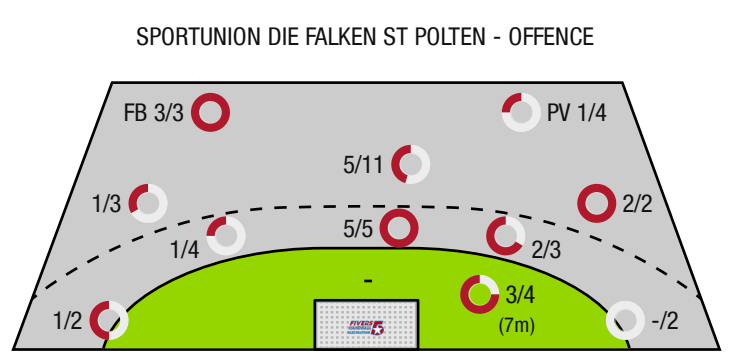
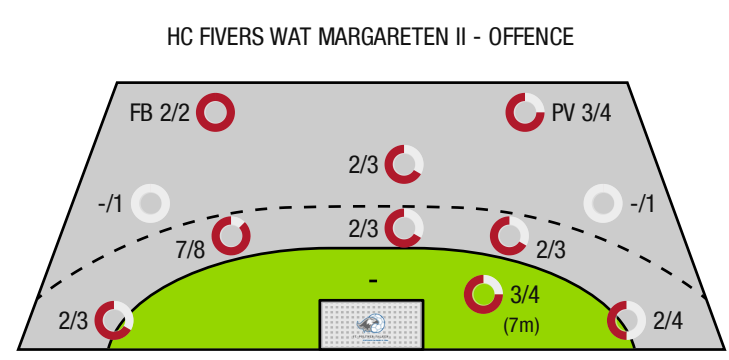
Saves Shots on target

44%

2455

Goals scored Attack*

*Attack number is incremented on every change of ball possession.



FB - All fast breaks PV - Pivot shots

ENDED

HC Fivers Wat Margareten
II**27 : 24**
(15 : 12)Sportunion Die Falken St
Polten

Players			Shots (goals)								Others				Penalties			
No	Name	Pos.	Total	7m	6m	9m	Wing	PV	FB	BT*	TF	ST	BS	AS	YC	2min	RC	BC
51	Novakovic, Lazar	TW	-% (0/0)															
52	Hanoun, Nader	TW	-% (0/0)															
5	Mirjanic, Mateja	RA	50% (2/4)				2/4											
15	Jadzic, Nemanja	KM	67% (2/3)		0/1							1				1		
25	Radman, Josip		67% (2/3)		1/2				1/1	1/2	2			2				
50	Djeno, Ilija	RM	60% (3/5)	3/4		0/1					1	1						
53	Bavlnka, Leon	RM	60% (3/5)		3/4	0/1				3/3	2			4		2		
54	Kovacevic, Anes	LA	100% (2/2)		2/2					1/1	3			4				
55	Djeno, Marko	RR	100% (2/2)		1/1			1/1		1/1	4		1		1			
57	Wieder, Julian	RA	100% (1/1)						1/1			1						
58	Ernst, Jan	KM	100% (2/2)					2/2			1							
59	Nemeth, Xaver		100% (1/1)				1/1											
65	Fuchs, Julius	LA	-% (0/0)								2							
75	Pieber, Tobias	LA	33% (1/3)				1/2	0/1			3							
85	Tikvic, Emanuel	RL	86% (6/7)		4/4	2/3				4/4		1	1	3				
95	Ogris, Daniele	RM	-% (0/0)								3		1	1		1		
0A	Muller, Lukas																	
0B	Zapletal, Sandra																	
0C	Mara, Peter																	
0D	Kolar, Markus																	
			71% (27/38)	3/4	11/14	2/5	4/7	3/4	2/2	10/11	21	4	3	14	1	4	0	0

A breakthrough (BT) is an additional information for goals that have been achieved from the backcourt. The number of these goals will not be included in the sum of the goals of a player.

Goalkeepers		Shot (saves)							
No	Name	Total	7m	6m	9m	Wing	PV	Fast breaks	Breakthrough
51	Novakovic, Lazar	37% (14/38)	25% (1/4)	20% (2/10)	43% (6/14)	75% (3/4)	67% (2/3)	0% (0/3)	0% (0/7)
52	Hanoun, Nader	-% (0/0)	-% (0/0)	-% (0/0)	-% (0/0)	-% (0/0)	-% (0/0)	-% (0/0)	-% (0/0)
		37% (14/38)	25% (1/4)	20% (2/10)	43% (6/14)	75% (3/4)	67% (2/3)	0% (0/3)	0% (0/7)

Team shots	Goals	Saved	Missed	Post	Blocked	Total	Efficiency
7m shots	3	0	0	1	0	3/4	75%
6m shots	11	1	0	1	1	11/14	79%
9m shots	2	1	0	1	1	2/5	40%
Wing shots	4	3	0	0	0	4/7	57%
Pivot	3	1	0	0	0	3/4	75%
Fast breaks	2	0	0	0	0	2/2	100%
Breakthrough	10	1	0	0	0	10/11	91%
	27	6	2	3	2	27/38	71%

LEGEND

PV	Pivot shots
FB	All fast breaks
BT	Breakthrough
TF	Technical fault
ST	Steals
BS	Blocked shots
AS	Assist
YC	Yellow cards
2min	2 Minute suspension
RC	Red cards
BC	Blue cards

It is possible in individual cases, that differences between the sum of individual player statistics and team statistics occur. The reason is that due to the speed of a handball game at individual events our scouts can not assign the player data correctly.

ENDED

HC Fivers Wat Margareten II **27 : 24**Sportunion Die Falken St
Polten

(15 : 12)

Players			Shots (goals)								Others				Penalties			
No	Name	Pos.	Total	7m	6m	9m	Wing	PV	FB	BT*	TF	ST	BS	AS	YC	2min	RC	BC
1	Bundschuh, Manuel	TW	-% (0/0)															
68	Hubner, Marc	TW	-% (0/0)								1							
5	Neurmaier, Jan	RM	43% (3/7)		1/2	2/5				1/1	3			2				
8	Hubner, Jan	RA	0% (0/3)		0/1		0/2				1					2		
10	Zettel, Martin	RM	100% (1/1)		1/1					1/1	3		1					
12	Eberl, Jonas	RL	-% (0/0)															
14	Tiefenbacher, Jakob	KM	-% (0/0)								1							
15	Pirkfellner, Paul	KM	100% (1/1)					1/1										
18	Bruckner, Matthias	LA	56% (5/9)		1/3		1/2		3/3	1/1								
21	Pils, Alexander	KM	0% (0/2)					0/2										
22	Wagesreiter, Markus	RM	-% (0/0)															
23	Posset, Paul	RL	-% (0/0)															
25	Tiefenbacher, Valentin	RM	69% (9/13)	3/4	5/5	1/4				4/4	2	1						
31	Pfaffinger, Jurgen	RA	-% (0/0)															
32	Wieninger, Kevin	RM	-% (0/0)											1		1		
41	Kral, Johannes	RL	71% (5/7)			5/7					3			1		1		
0A	Djukic, Damir																	
0B	Falthause, Gregor																	
			55% (24 /44)	3/4	8/12	8/16	1/4	1/4	3/3	7/7	14	1	2	4	0	4	0	0

A breakthrough (BT) is an additional information for goals that have been achieved from the backcourt. The number of these goals will not be included in the sum of the goals of a player.

Goalkeepers		Shot (saves)							
No	Name	Total	7m	6m	9m	Wing	PV	Fast breaks	Breakthrough
1	Bundschuh, Manuel	27% (4 /15)	0% (0 /1)	33% (1 /3)	33% (1 /3)	25% (1 /4)	33% (1 /3)	0% (0 /1)	50% (1 /2)
68	Hubner, Marc	13% (2 /15)	0% (0 /2)	0% (0 /9)	-% (0 /0)	67% (2 /3)	0% (0 /1)	-% (0 /0)	0% (0 /9)
		20% (6 /30)	0% (0 /3)	8% (1 /12)	33% (1 /3)	43% (3 /7)	25% (1 /4)	0% (0 /1)	9% (1 /11)

Team shots	Goals	Saved	Missed	Post	Blocked	Total	Efficiency
7m shots	3	1	0	0	0	3/4	75%
6m shots	8	2	0	0	2	8/12	67%
9m shots	8	6	1	0	1	8/16	50%
Wing shots	1	3	0	0	0	1/4	25%
Pivot	1	2	0	0	0	1/4	25%
Fast breaks	3	0	0	0	0	3/3	100%
Breakthrough	7	0	0	0	0	7/7	100%
	24	14	2	0	3	24/44	55%

LEGEND

PV	Pivot shots
FB	All fast breaks
BT	Breakthrough
TF	Technical fault
ST	Steals
BS	Blocked shots
AS	Assist
YC	Yellow cards
2min	2 Minute suspension
RC	Red cards
BC	Blue cards

It is possible in individual cases, that differences between the sum of individual player statistics and team statistics occur. The reason is that due to the speed of a handball game at individual events our scouts can not assign the player data correctly.