



Date: 18/04/26  
 Time: 16:00  
 Match: Round: 5. Matchday, Match ID: 69333972, Season: 25/26  
 Venue: Sporthalle am See  
 Referees: ,

# MATCH-REPORT


HLA Challenge

#GeballteLeidenschaft

ENDED

Alpha HC Hard II
27 : 26
SG Krems / Langenlois

( 12 : 16 )



Top scorer:  2min:  Top scorer:  2min:

SCORING EFFICIENCY: **NAN%**      7M EFFICIENCY

Total shots: 0

Goals: 0

Saved: 0

Missed: 0

Post: 0

Blocked: 0

**0%**

0	0
Goals scored	7m awarded
Unsuccessful:	

7M EFFICIENCY      SCORING EFFICIENCY: **NAN%**

Total shots: 0

Goals: 0

Saved: 0

Missed: 0

Post: 0

Blocked: 0

**0%**

0	0
Goals scored	7m awarded
Unsuccessful:	

ATTACK SUCCESS      GOALKEEPER EFFICIENCY      DEFENDING EFFICIENCY

**0%**

0	0
Goals scored	Attack*

**0%**

0	0
Saves	Shots on target

**0%**

0	0
Goals conceded	Attack conceded*

DEFENDING EFFICIENCY      GOALKEEPER EFFICIENCY      ATTACK SUCCESS

**0%**

0	0
Goals conceded	Attack conceded*

**0%**

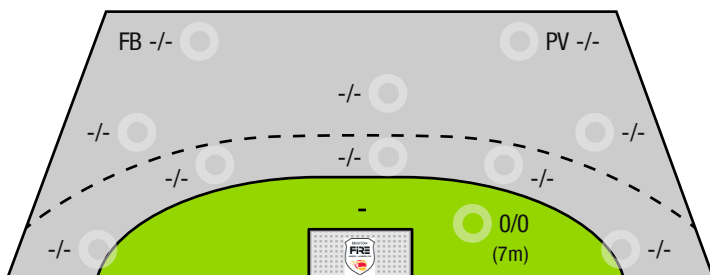
0	0
Saves	Shots on target

**0%**

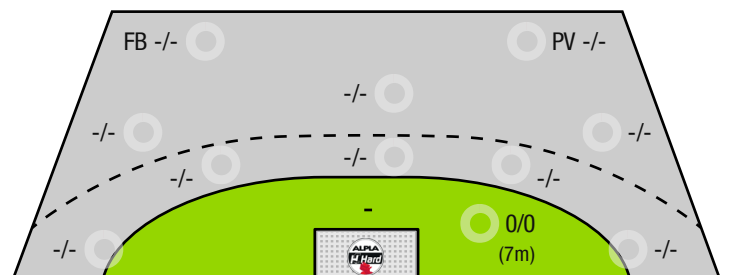
0	0
Goals scored	Attack*

\*Attack number is incremented on every change of ball possession.

ALPHA HC HARD II - OFFENCE



SG KREMS / LANGENLOIS - OFFENCE



FB - All fast breaks    PV - Pivot shots



Alpla HC Hard II

ENDED

27 : 26

SG Krems / Langenlois



( 12 : 16 )

Players			Shots (goals)								Others				Penalties			
No	Name	Pos.	Total	7m	6m	9m	Wing	PV	FB	BT*	TF	ST	BS	AS	YC	2min	RC	BC
			-% (0 / 0)	0/0	0/0	0/0	0/0	0/0	0/0	0/0	0	0	0	0	0	0	0	0

A breakthrough (BT) is an additional information for goals that have been achieved from the backcourt. The number of these goals will not be included in the sum of the goals of a player.

Goalkeepers		Shot (saves)							
No	Name	Total	7m	6m	9m	Wing	PV	Fast breaks	Breakthrough
		-% (0 / 0)	-% (0 / 0)	-% (0 / 0)	-% (0 / 0)	-% (0 / 0)	-% (0 / 0)	-% (0 / 0)	-% (0 / 0)

Team shots	Goals	Saved	Missed	Post	Blocked	Total	Efficiency
7m shots	0	0	0	0	0	0/0	-%
6m shots	0	0	0	0	0	0/0	NaN%
9m shots	0	0	0	0	0	0/0	NaN%
Wing shots	0	0	0	0	0	0/0	NaN%
Pivot	0	0	0	0	0	0/0	NaN%
Fast breaks	0	0	0	0	0	0/0	NaN%
Breakthrough	0	0	0	0	0	0/0	NaN%
	0	0	0	0	0	0/0	-%

## LEGEND

PV	Pivot shots
FB	All fast breaks
BT	Breakthrough
TF	Technical fault
ST	Steals
BS	Blocked shots
AS	Assist
YC	Yellow cards
2min	2 Minute suspension
RC	Red cards
BC	Blue cards

It is possible in individual cases, that differences between the sum of individual player statistics and team statistics occur. The reason is that due to the speed of a handball game at individual events our scouts can not assign the player data correctly.



Alpla HC Hard II

ENDED

27 : 26

SG Krems / Langenlois



( 12 : 16 )

Players			Shots (goals)								Others				Penalties			
No	Name	Pos.	Total	7m	6m	9m	Wing	PV	FB	BT*	TF	ST	BS	AS	YC	2min	RC	BC
			-% (0 / 0)	0/0	0/0	0/0	0/0	0/0	0/0	0/0	0	0	0	0	0	0	0	0

A breakthrough (BT) is an additional information for goals that have been achieved from the backcourt. The number of these goals will not be included in the sum of the goals of a player.

Goalkeepers		Shot (saves)							
No	Name	Total	7m	6m	9m	Wing	PV	Fast breaks	Breakthrough
		-% (0 / 0)	-% (0 / 0)	-% (0 / 0)	-% (0 / 0)	-% (0 / 0)	-% (0 / 0)	-% (0 / 0)	-% (0 / 0)

Team shots	Goals	Saved	Missed	Post	Blocked	Total	Efficiency
7m shots	0	0	0	0	0	0/0	-%
6m shots	0	0	0	0	0	0/0	NaN%
9m shots	0	0	0	0	0	0/0	NaN%
Wing shots	0	0	0	0	0	0/0	NaN%
Pivot	0	0	0	0	0	0/0	NaN%
Fast breaks	0	0	0	0	0	0/0	NaN%
Breakthrough	0	0	0	0	0	0/0	NaN%
	0	0	0	0	0	0/0	-%

## LEGEND

PV	Pivot shots
FB	All fast breaks
BT	Breakthrough
TF	Technical fault
ST	Steals
BS	Blocked shots
AS	Assist
YC	Yellow cards
2min	2 Minute suspension
RC	Red cards
BC	Blue cards

It is possible in individual cases, that differences between the sum of individual player statistics and team statistics occur. The reason is that due to the speed of a handball game at individual events our scouts can not assign the player data correctly.