



Date: 30/04/26  
 Time: 20:00  
 Match: Round: 6. Matchday, Match ID: 69333976, Season: 25/26  
 Venue: Sporthalle Margareten  
 Referees: ,

# MATCH-REPORT

HLA Challenge

#GeballteLeidenschaft

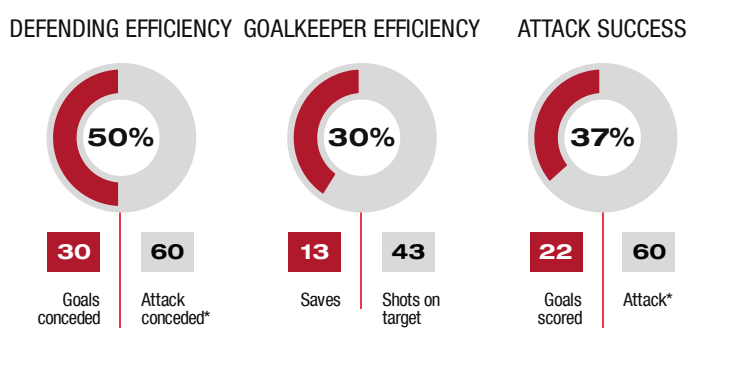
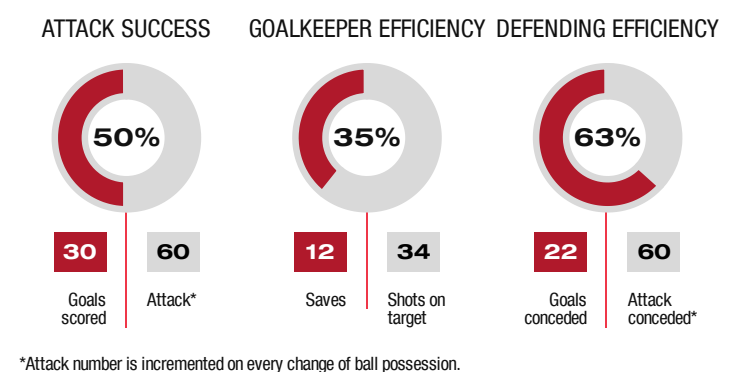
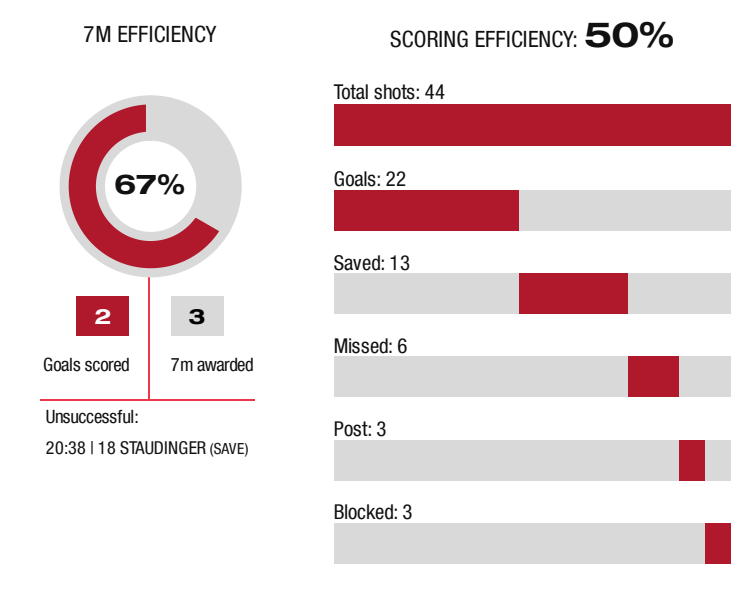
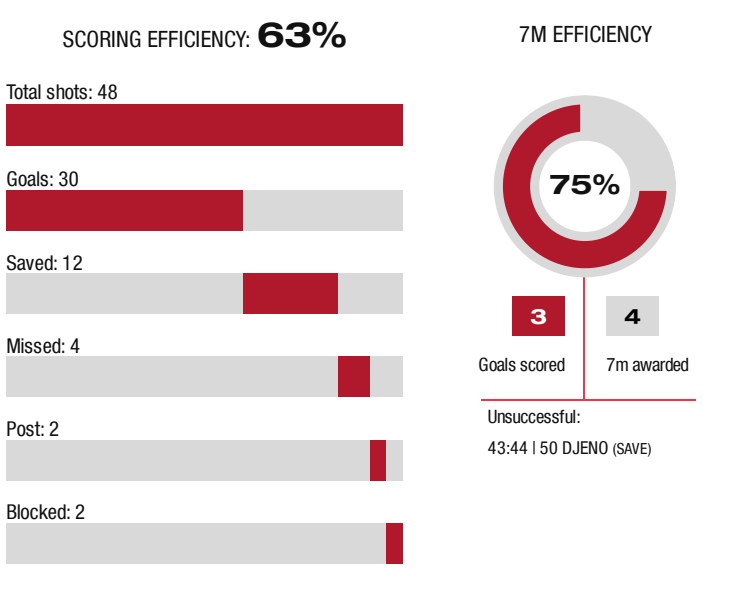
ENDED

## HC Fivers Wat Margareten II **30 : 22** Medalp Handball Tirol

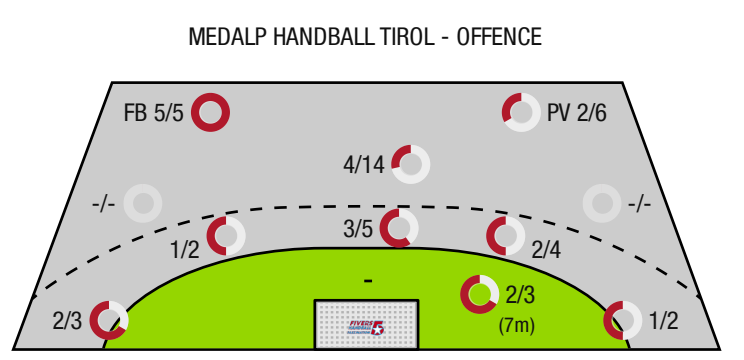
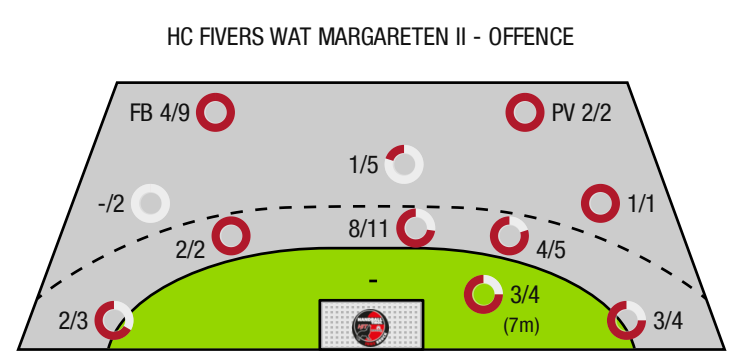
( 13 : 9 )



Top scorer: Djeno **9**      2min: **3**      Top scorer: Busada **7**      2min: **1**



\*Attack number is incremented on every change of ball possession.



FB - All fast breaks    PV - Pivot shots

ENDED



# HC Fivers Wat Margareten **30 : 22**

II  
( 13 : 9 )

# Medalp Handball Tirol



Players			Shots (goals)								Others				Penalties			
No	Name	Pos.	Total	7m	6m	9m	Wing	PV	FB	BT*	TF	ST	BS	AS	YC	2min	RC	BC
51	Novakovic, Lazar	TW	-% (0/0)															
52	Hanoun, Nader	TW	-% (0/0)															
5	Mirjanic, Mateja	RA	50% (1/2)				1/1		0/1									
15	Jadzic, Nemanja	KM	33% (1/3)		0/2			1/1			2	2	1	1				
45	Hahn, Christian	KM	67% (2/3)		2/2	0/1				2/2	2	2		1		1		
50	Djeno, Ilija	RM	43% (3/7)	2/3	1/1	0/3				1/1								
53	Bavlnka, Leon	RM	100% (2/2)		2/2					2/2	1		1					
54	Kovacevic, Anes	LA	67% (2/3)		1/1				1/2	1/1	2			4		1		
55	Djeno, Marko	RR	75% (9/12)		6/7	1/2			2/3	4/4	4			2				
57	Wieder, Julian	RA	67% (2/3)				2/3											
58	Ernst, Jan	KM	100% (1/1)					1/1			1							
59	Nemeth, Xaver		67% (2/3)				1/1		1/2		1							
65	Fuchs, Julius	LA	50% (1/2)				1/1		0/1									
75	Pieber, Tobias	LA	50% (1/2)			1/1	0/1											
85	Thurner, Michael		50% (1/2)	1/1	0/1					0/1	1		1					
95	Ogris, Daniele	RM	67% (2/3)		2/2	0/1				2/2	1	1		4		1		
0A	Kolar, Markus																	
0B	Zapletal, Sandra																	
0C	Mara, Peter																	
0D	Hirn, Antonio																	
			<b>63% (30 /48)</b>	3/4	14/18	2/8	5/7	2/2	4/9	12/13	15	5	3	12	0	3	0	0

A breakthrough (BT) is an additional information for goals that have been achieved from the backcourt. The number of these goals will not be included in the sum of the goals of a player.

Goalkeepers		Shot (saves)							
No	Name	Total	7m	6m	9m	Wing	PV	Fast breaks	Breakthrough
51	Novakovic, Lazar	45% (13 /29)	50% (1 /2)	17% (1 /6)	67% (6 /9)	33% (1 /3)	67% (4 /6)	0% (0 /3)	0% (0 /5)
52	Hanoun, Nader	0% (0 /6)	0% (0 /1)	0% (0 /1)	0% (0 /1)	0% (0 /1)	-% (0 /0)	0% (0 /2)	0% (0 /1)
		<b>37% (13 /35)</b>	<b>33% (1 /3)</b>	<b>14% (1 /7)</b>	<b>60% (6 /10)</b>	<b>25% (1 /4)</b>	<b>67% (4 /6)</b>	<b>0% (0 /5)</b>	<b>0% (0 /6)</b>

Team shots	Goals	Saved	Missed	Post	Blocked	Total	Efficiency
7m shots	3	1	0	0	0	3/4	75%
6m shots	14	2	1	0	1	14/18	78%
9m shots	2	3	0	2	1	2/8	25%
Wing shots	5	2	0	0	0	5/7	71%
Pivot	2	0	0	0	0	2/2	100%
Fast breaks	4	4	0	0	0	4/9	44%
Breakthrough	12	0	0	0	0	12/13	92%
	30	12	4	2	2	30/48	63%

## LEGEND

PV	Pivot shots
FB	All fast breaks
BT	Breakthrough
TF	Technical fault
ST	Steals
BS	Blocked shots
AS	Assist
YC	Yellow cards
2min	2 Minute suspension
RC	Red cards
BC	Blue cards

It is possible in individual cases, that differences between the sum of individual player statistics and team statistics occur. The reason is that due to the speed of a handball game at individual events our scouts can not assign the player data correctly.

ENDED

HC Fivers Wat Margareten II **30 : 22**

Medalp Handball Tirol



( 13 : 9 )

Players			Shots (goals)								Others				Penalties			
No	Name	Pos.	Total	7m	6m	9m	Wing	PV	FB	BT*	TF	ST	BS	AS	YC	2min	RC	BC
33	Nagl, Sebastian	TW	-% (0/0)															
85	Heiss, Thomas	TW	100% (1/1)			1/1					1							
7	Busada, Ivo		58% (7/12)	1/1	3/4	0/4			3/3	3/3	7		1	5				
13	Djordjevic, Marko		20% (1/5)			0/1		1/4						1		1		
18	Staudinger, Jonas	RA	40% (2/5)	1/2	0/1		1/2							1				
19	Gabriel, Kraus	RL	50% (5/10)		1/3	2/5			2/2	1/1	1	4	1					
22	Fink, Paul		50% (1/2)					1/2										
23	Staudinger, Mathias	LA	67% (2/3)				2/3											
57	Arnold, Simon	RA	50% (3/6)		2/3	1/3				2/3	9			2				
0A	Petrusic, Tomislav																	
0B	Perovic, Dragoljub																	
0C	Ladstatter, Johannes																	
0D	Bernhard, Wittmann																	
			50% (22 /44)	2/3	6/11	4/14	3/5	2/6	5/5	6/7	18	4	2	9	0	1	0	0

A breakthrough (BT) is an additional information for goals that have been achieved from the backcourt. The number of these goals will not be included in the sum of the goals of a player.

Goalkeepers		Shot (saves)							
No	Name	Total	7m	6m	9m	Wing	PV	Fast breaks	Breakthrough
33	Nagl, Sebastian	33% (11 /33)	50% (1 /2)	17% (2 /12)	75% (3 /4)	20% (1 /5)	0% (0 /2)	50% (4 /8)	0% (0 /8)
85	Heiss, Thomas	13% (1 /8)	0% (0 /2)	0% (0 /4)	-% (0 /0)	50% (1 /2)	-% (0 /0)	-% (0 /0)	0% (0 /4)
		29% (12 /41)	25% (1 /4)	13% (2 /16)	75% (3 /4)	29% (2 /7)	0% (0 /2)	50% (4 /8)	0% (0 /12)

Team shots	Goals	Saved	Missed	Post	Blocked	Total	Efficiency
7m shots	2	1	0	0	0	2/3	67%
6m shots	6	1	0	2	2	6/11	55%
9m shots	4	6	2	1	1	4/14	29%
Wing shots	3	1	0	0	0	3/5	60%
Pivot	2	4	0	0	0	2/6	33%
Fast breaks	5	0	0	0	0	5/5	100%
Breakthrough	6	0	0	1	0	6/7	86%
	22	13	6	3	3	22/44	50%

## LEGEND

PV	Pivot shots
FB	All fast breaks
BT	Breakthrough
TF	Technical fault
ST	Steals
BS	Blocked shots
AS	Assist
YC	Yellow cards
2min	2 Minute suspension
RC	Red cards
BC	Blue cards

It is possible in individual cases, that differences between the sum of individual player statistics and team statistics occur. The reason is that due to the speed of a handball game at individual events our scouts can not assign the player data correctly.