



Date: 30/04/26
 Time: 20:00
 Match: Round: 6. Matchday, Match ID: 69333980, Season: 25/26
 Venue: Sportzentrum Niederosterreich
 Referees: ,

MATCH-REPORT

HLA Challenge

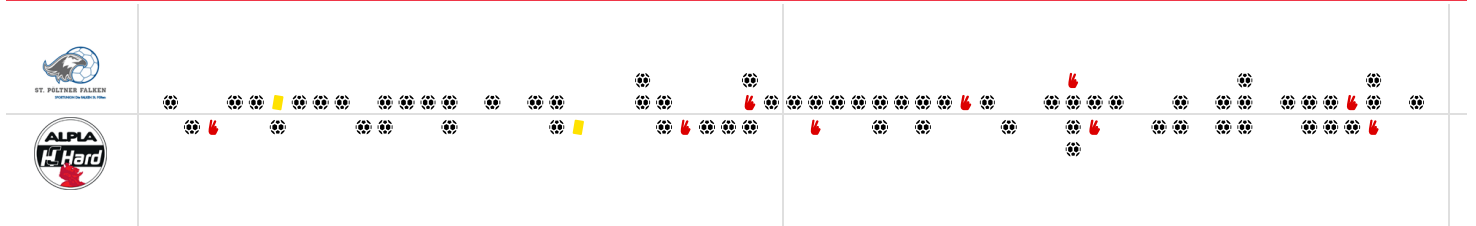
#GeballteLeidenschaft

ENDED

Sportunion Die Falken St Polten

41 : 22
 (18 : 10)

Alpha HC Hard II



Top scorer: Hubner **14** 2min: **4** Top scorer: Haemmerle **7** 2min: **5**

SCORING EFFICIENCY: 77%

Total shots: 53

Goals: 41

Saved: 9

Missed: 3

Post: 2

Blocked: 0

7M EFFICIENCY

100%

2
2

Goals scored
7m awarded

Unsuccessful:

SCORING EFFICIENCY: 43%

Total shots: 51

Goals: 22

Saved: 17

Missed: 5

Post: 1

Blocked: 7

7M EFFICIENCY

100%

6
6

Goals scored
7m awarded

Unsuccessful:

ATTACK SUCCESS **GOALKEEPER EFFICIENCY** **DEFENDING EFFICIENCY**

68%

41 Goals scored 60 Attack*

29%

9 Saves 31 Shots on target

63%

22 Goals conceded 60 Attack conceded*

DEFENDING EFFICIENCY **GOALKEEPER EFFICIENCY** **ATTACK SUCCESS**

32%

41 Goals conceded 60 Attack conceded*

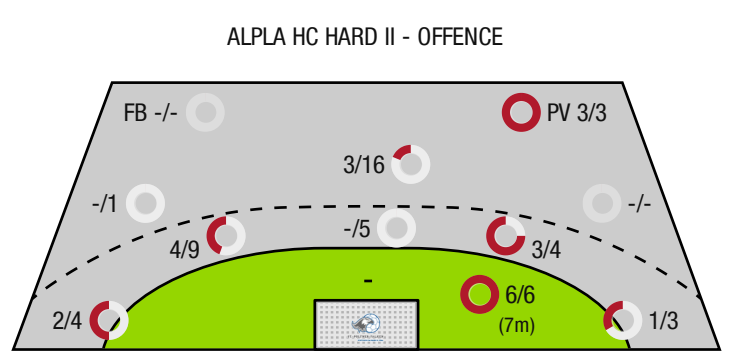
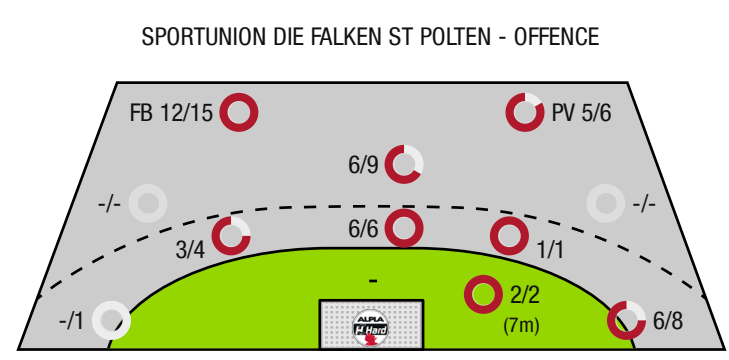
29%

17 Saves 58 Shots on target

37%

22 Goals scored 60 Attack*

*Attack number is incremented on every change of ball possession.



FB - All fast breaks PV - Pivot shots



Sportunion Die Falken St
Polten

ENDED

41 : 22

(18 : 10)

Alpa HC Hard II



Players			Shots (goals)								Others				Penalties			
No	Name	Pos.	Total	7m	6m	9m	Wing	PV	FB	BT*	TF	ST	BS	AS	YC	2min	RC	BC
19	Fakhouri, Omar	TW	-% (0/0)											1				
68	Hubner, Marc	TW	-% (0/0)											4				
5	Neurmaier, Jan	RM	75% (3/4)			2/3			1/1		3	3		2				
7	Riedl, Tobias	RR	100% (2/2)		1/1				1/1							1		
8	Hubner, Jan	RA	82% (14/17)				5/7		9/10		1			1				
10	Zettel, Martin	RM	100% (1/1)		1/1					1/1			1	1	1			
12	Eberl, Jonas	RL	100% (1/1)				1/1											
14	Tiefenbacher, Jakob	KM	50% (1/2)		0/1			1/1						1				
15	Pirkfellner, Paul	KM	100% (1/1)					1/1				1						
18	Bruckner, Matthias	LA	43% (3/7)		1/1		0/1	1/1	1/3									
21	Pils, Alexander	KM	50% (1/2)					1/2										
23	Posset, Paul	RL	80% (4/5)		2/2	2/3				1/1			2	2				
25	Tiefenbacher, Valentin	RM	100% (5/5)	2/2	3/3					1/1	1		1	4				
31	Pfaffinger, Jurgen	RA	-% (0/0)								1					1		
32	Wieninger, Kevin	RM	100% (1/1)					1/1			1		3	1		1		
41	Kral, Johannes	RL	80% (4/5)		2/2	2/3				2/2	1	2		2		1		
0A	Djukic, Damir																	
0B															1			
0C	Munkacsi, Robin																	
			77% (41 / 53)	2/2	10/11	6/9	6/9	5/6	12/15	5/5	8	6	7	19	1	4	0	0

A breakthrough (BT) is an additional information for goals that have been achieved from the backcourt. The number of these goals will not be included in the sum of the goals of a player.

Goalkeepers		Shot (saves)							
No	Name	Total	7m	6m	9m	Wing	PV	Fast breaks	Breakthrough
19	Fakhouri, Omar	33% (5 / 15)	0% (0 / 4)	60% (3 / 5)	50% (1 / 2)	50% (1 / 2)	0% (0 / 2)	-% (0 / 0)	0% (0 / 1)
68	Hubner, Marc	50% (12 / 24)	0% (0 / 2)	58% (7 / 12)	67% (4 / 6)	33% (1 / 3)	0% (0 / 1)	-% (0 / 0)	25% (1 / 4)
		44% (17 / 39)	0% (0 / 6)	59% (10 / 17)	63% (5 / 8)	40% (2 / 5)	0% (0 / 3)	-% (0 / 0)	20% (1 / 5)

Team shots	Goals	Saved	Missed	Post	Blocked	Total	Efficiency	
7m shots	2	0	0	0	0	2/2	100%	
6m shots	10	1	0	0	0	10/11	91%	
9m shots	6	2	0	1	0	6/9	67%	
Wing shots	6	2	0	1	0	6/9	67%	
Pivot	5	1	0	0	0	5/6	83%	
Fast breaks	12	3	0	0	0	12/15	80%	
Breakthrough	5	0	0	0	0	5/5	100%	
		41	9	3	2	0	41/53	77%

LEGEND

PV	Pivot shots
FB	All fast breaks
BT	Breakthrough
TF	Technical fault
ST	Steals
BS	Blocked shots
AS	Assist
YC	Yellow cards
2min	2 Minute suspension
RC	Red cards
BC	Blue cards

It is possible in individual cases, that differences between the sum of individual player statistics and team statistics occur. The reason is that due to the speed of a handball game at individual events our scouts can not assign the player data correctly.



Sportunion Die Falken St
Polten

ENDED

41 : 22

(18 : 10)

Alpla HC Hard II



Players			Shots (goals)								Others				Penalties			
No	Name	Pos.	Total	7m	6m	9m	Wing	PV	FB	BT*	TF	ST	BS	AS	YC	2min	RC	BC
12	Kocar, Leandro	TW	-% (0/0)															
4	Maser, Gabriel	RA	50% (2/4)		1/1		1/3				1					1		
10	Becvar, Magnus	RM	43% (3/7)		3/6	0/1				2/3	4			1	1	2		
11	Lang, Noah	KM	33% (1/3)		0/2			1/1			2	1						
13	Hakli, Noyan	KM	67% (2/3)		1/2			1/1			1							
26	Piringer, Jannik	LA	67% (6/9)	4/4		0/1	2/4				1			2		1		
31	Schuler, Tobias	RL	33% (1/3)		1/3					1/1	4			1				
35	Haemmerle, Matthias	RM	32% (7/22)	2/2	1/4	3/15		1/1		1/1	3			1		1		
OA	Kocar, Mareike																	
			43% (22 /51)	6/6	7/18	3/17	3/7	3/3	0/0	4/5	16	1	0	5	1	5	0	0

A breakthrough (BT) is an additional information for goals that have been achieved from the backcourt. The number of these goals will not be included in the sum of the goals of a player.

Goalkeepers		Shot (saves)							
No	Name	Total	7m	6m	9m	Wing	PV	Fast breaks	Breakthrough
12	Kocar, Leandro	18% (9 /50)	0% (0 /2)	9% (1 /11)	25% (2 /8)	25% (2 /8)	17% (1 /6)	20% (3 /15)	0% (0 /5)
		18% (9 /50)	0% (0 /2)	9% (1 /11)	25% (2 /8)	25% (2 /8)	17% (1 /6)	20% (3 /15)	0% (0 /5)

Team shots	Goals	Saved	Missed	Post	Blocked	Total	Efficiency
7m shots	6	0	0	0	0	6/6	100%
6m shots	7	10	1	0	0	7/18	39%
9m shots	3	5	1	1	7	3/17	18%
Wing shots	3	2	0	0	0	3/7	43%
Pivot	3	0	0	0	0	3/3	100%
Fast breaks	0	0	0	0	0	0/0	NaN%
Breakthrough	4	1	0	0	0	4/5	80%
	22	17	5	1	7	22/51	43%

LEGEND

PV	Pivot shots
FB	All fast breaks
BT	Breakthrough
TF	Technical fault
ST	Steals
BS	Blocked shots
AS	Assist
YC	Yellow cards
2min	2 Minute suspension
RC	Red cards
BC	Blue cards

It is possible in individual cases, that differences between the sum of individual player statistics and team statistics occur. The reason is that due to the speed of a handball game at individual events our scouts can not assign the player data correctly.