




Date: 09/05/26
 Time: 16:00
 Match: Round: 8. Matchday, Match ID: 69333988, Season: 25/26
 Venue: Hans-Lackner-Halle
 Referees: ,

MATCH-REPORT

HLA Challenge

#GeballteLeidenschaft

ENDED




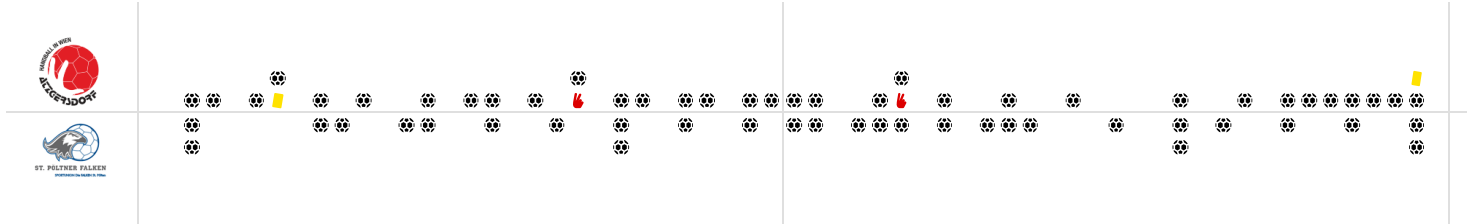
Wat Atzgersdorf

33 : 29

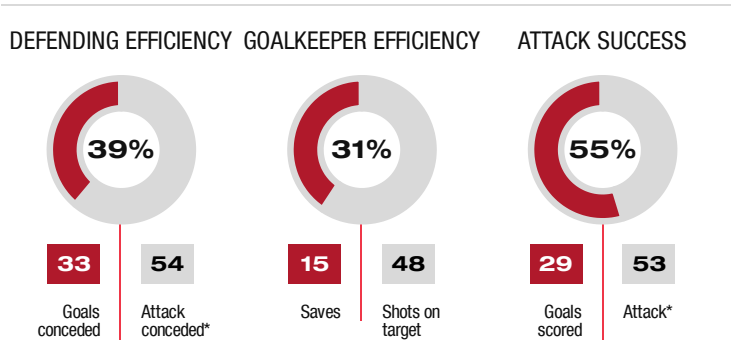
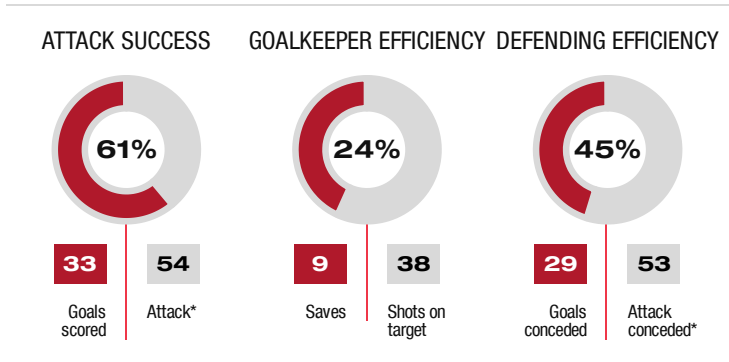
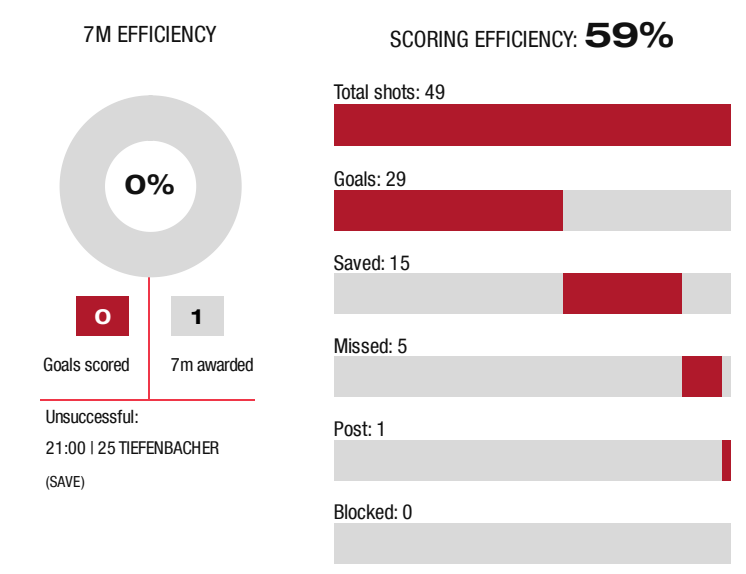
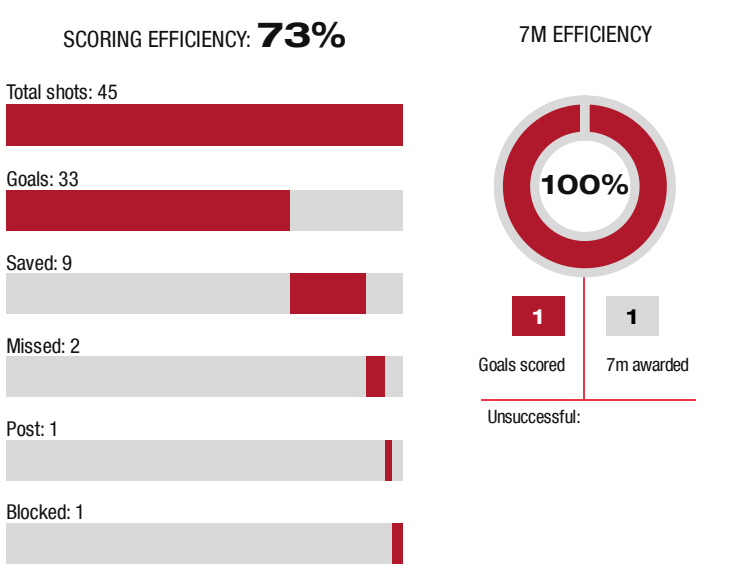
(17 : 12)

Sportunion Die Falken St Polten

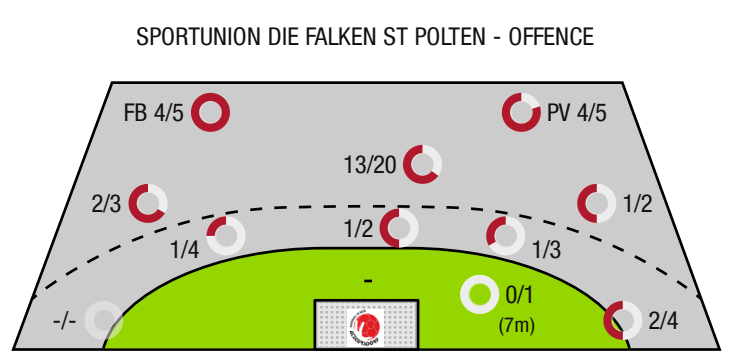
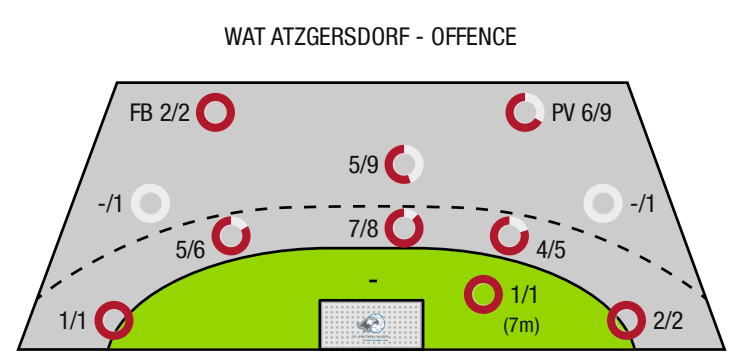




Top scorer: Schopp **7** 2min: **2** Top scorer: Neumaier **10** 2min: **0**



*Attack number is incremented on every change of ball possession.



FB - All fast breaks PV - Pivot shots



Wat Atzgersdorf

ENDED

33 : 29

(17 : 12)

Sportunion Die Falken St
Polten

Players			Shots (goals)								Others				Penalties			
No	Name	Pos.	Total	7m	6m	9m	Wing	PV	FB	BT*	TF	ST	BS	AS	YC	2min	RC	BC
32	Muller, Sven	TW	-% (0/0)															
54	Hoblaj, Leon	TW	-% (0/0)															
97	Lenk, Konstantin	TW	-% (0/0)															
2	Schmidt, Sebastian	KM	-% (0/0)															
11	Vuckovic, Igor	RL	-% (0/0)															
15	Mischi, Valentin	RL	83% (5/6)		2/2	3/4				2/2	2			3	1			
16	Teuff, Clemens		-% (0/0)															
17	Schopp, Benedikt	RM	78% (7/9)		6/7	1/2				4/5				2				
18	Keresztes, Peter	RM	33% (2/6)		2/2	0/4				2/2	1			4				
19	Rabenseifer, Philipp	KM	63% (5/8)		1/1			4/7										
40	Breitegger, Felix	RL	0% (0/1)		0/1					0/1	1			1				
43	Carniel, Leon	KM	100% (2/2)					2/2			1						1	
50	Maraspin, Luca	RA	100% (4/4)	1/1			2/2		1/1		1	1					1	
65	Paver, Matthias	LA	-% (0/0)															
77	Galjasevic, Emir	LA	100% (2/2)				1/1		1/1								1	
94	Bajgoric, Alen	RR	86% (6/7)		5/6	1/1				5/6	2			4				
0A	Leidenfrost, Peter																	
0B	Czech, Andreas																	
0C	Pflugl, Pascal																	
0D	Pieber, Bastian																	
			73% (33 / 45)	1/1	16/19	5/11	3/3	6/9	2/2	13/16	8	1	0	14	2	2	0	0

A breakthrough (BT) is an additional information for goals that have been achieved from the backcourt. The number of these goals will not be included in the sum of the goals of a player.

Goalkeepers		Shot (saves)							
No	Name	Total	7m	6m	9m	Wing	PV	Fast breaks	Breakthrough
32	Muller, Sven	29% (8 / 28)	100% (1 / 1)	67% (2 / 3)	27% (4 / 15)	0% (0 / 2)	20% (1 / 5)	0% (0 / 2)	50% (1 / 2)
54	Hoblaj, Leon	44% (7 / 16)	-% (0 / 0)	50% (2 / 4)	38% (3 / 8)	100% (1 / 1)	-% (0 / 0)	33% (1 / 3)	-% (0 / 0)
97	Lenk, Konstantin	-% (0 / 0)	-% (0 / 0)	-% (0 / 0)	-% (0 / 0)	-% (0 / 0)	-% (0 / 0)	-% (0 / 0)	-% (0 / 0)
		34% (15 / 44)	100% (1 / 1)	57% (4 / 7)	30% (7 / 23)	33% (1 / 3)	20% (1 / 5)	20% (1 / 5)	50% (1 / 2)

Team shots	Goals	Saved	Missed	Post	Blocked	Total	Efficiency
7m shots	1	0	0	0	0	1/1	100%
6m shots	16	3	0	0	0	16/19	84%
9m shots	5	4	1	0	1	5/11	45%
Wing shots	3	0	0	0	0	3/3	100%
Pivot	6	2	0	1	0	6/9	67%
Fast breaks	2	0	0	0	0	2/2	100%
Breakthrough	13	3	0	0	0	13/16	81%
	33	9	2	1	1	33/45	73%

LEGEND

PV	Pivot shots
FB	All fast breaks
BT	Breakthrough
TF	Technical fault
ST	Steals
BS	Blocked shots
AS	Assist
YC	Yellow cards
2min	2 Minute suspension
RC	Red cards
BC	Blue cards

It is possible in individual cases, that differences between the sum of individual player statistics and team statistics occur. The reason is that due to the speed of a handball game at individual events our scouts can not assign the player data correctly.



Wat Atzgersdorf

ENDED

33 : 29

(17 : 12)

Sportunion Die Falken St Polten



Players			Shots (goals)								Others				Penalties			
No	Name	Pos.	Total	7m	6m	9m	Wing	PV	FB	BT*	TF	ST	BS	AS	YC	2min	RC	BC
1	Bundschuh, Manuel	TW	-% (0/0)															
68	Hubner, Marc	TW	-% (0/0)								1							
5	Neumaier, Jan	RM	67% (10/15)		2/3	6/10			2/2	1/2	1	1	1	3				
8	Hubner, Jan	RA	50% (2/4)				2/4											
10	Zettel, Martin	RM	0% (0/1)		0/1						1							
14	Tiefenbacher, Jakob	KM	100% (3/3)					3/3										
15	Pirkfellner, Paul	KM	100% (2/2)		1/1			1/1										
18	Bruckner, Matthias	LA	25% (1/4)		0/2				1/2		1							
21	Pils, Alexander	KM	0% (0/2)		0/1			0/1						2				
22	Weiser, Oskar		-% (0/0)															
23	Posset, Paul	RL	-% (0/0)															
25	Tiefenbacher, Valentin	RM	58% (7/12)	0/1	0/1	6/9			1/1		2			5				
28	Wagesreiter, Markus	RM	-% (0/0)															
31	Pfaffinger, Jurgen	RA	-% (0/0)															
32	Wieninger, Kevin	RM	-% (0/0)								1			2				
41	Kral, Johannes	RL	67% (4/6)			4/6				0/1	1			1				
0A	Falzhansl Scheinecker, Gregor																	
0B	Djukic, Damir																	
0C	Eberl, Jonas																	
			59% (29 /49)	0/1	3/9	16/25	2/4	4/5	4/5	1/3	8	1	1	13	0	0	0	0

A breakthrough (BT) is an additional information for goals that have been achieved from the backcourt. The number of these goals will not be included in the sum of the goals of a player.

Goalkeepers		Shot (saves)							
No	Name	Total	7m	6m	9m	Wing	PV	Fast breaks	Breakthrough
1	Bundschuh, Manuel	-% (0 /0)	-% (0 /0)	-% (0 /0)	-% (0 /0)	-% (0 /0)	-% (0 /0)	-% (0 /0)	-% (0 /0)
68	Hubner, Marc	21% (9 /42)	0% (0 /1)	16% (3 /19)	44% (4 /9)	0% (0 /3)	25% (2 /8)	0% (0 /2)	19% (3 /16)
		21% (9 /42)	0% (0 /1)	16% (3 /19)	44% (4 /9)	0% (0 /3)	25% (2 /8)	0% (0 /2)	19% (3 /16)

Team shots	Goals	Saved	Missed	Post	Blocked	Total	Efficiency
7m shots	0	1	0	0	0	0/1	0%
6m shots	3	4	1	1	0	3/9	33%
9m shots	16	7	2	0	0	16/25	64%
Wing shots	2	1	0	0	0	2/4	50%
Pivot	4	1	0	0	0	4/5	80%
Fast breaks	4	1	0	0	0	4/5	80%
Breakthrough	1	1	0	0	0	1/3	33%
	29	15	5	1	0	29/49	59%

LEGEND

PV	Pivot shots
FB	All fast breaks
BT	Breakthrough
TF	Technical fault
ST	Steals
BS	Blocked shots
AS	Assist
YC	Yellow cards
2min	2 Minute suspension
RC	Red cards
BC	Blue cards

It is possible in individual cases, that differences between the sum of individual player statistics and team statistics occur. The reason is that due to the speed of a handball game at individual events our scouts can not assign the player data correctly.