



Date: 30/05/26  
 Time: 16:00  
 Match: Round: 10. Matchday, Match ID: 69334004, Season: 25/26  
 Venue: Hans-Lackner-Halle  
 Referees: ,

# MATCH-REPORT

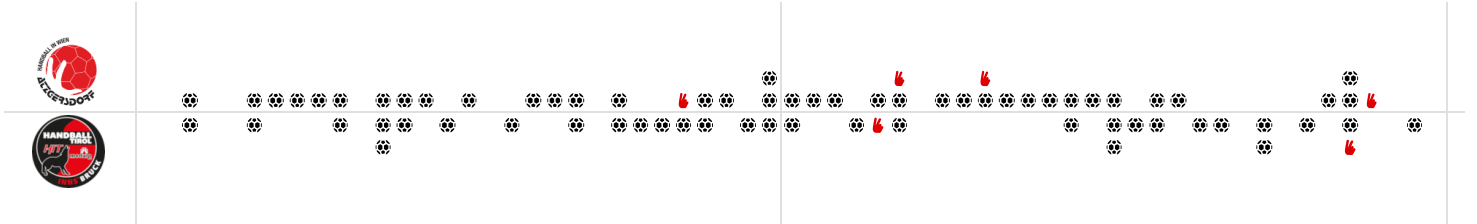
HLA Challenge

#GeballteLeidenschaft

ENDED

## 37 : 31

( 18 : 16 )



Top scorer: Bajgoric **11**      2min: **4**      Top scorer: Busada **7**      2min: **2**

**SCORING EFFICIENCY: 74%**

Total shots: 50

Goals: 37

Saved: 6

Missed: 7

Post: 2

Blocked: 0

**7M EFFICIENCY**

**100%**

Goals scored: **1**      7m awarded: **1**

Unsuccessful: 0

**SCORING EFFICIENCY: 60%**

Total shots: 52

Goals: 31

Saved: 9

Missed: 7

Post: 2

Blocked: 5

**7M EFFICIENCY**

**100%**

Goals scored: **1**      7m awarded: **1**

Unsuccessful: 0

**ATTACK SUCCESS**      **GOALKEEPER EFFICIENCY**      **DEFENDING EFFICIENCY**

**58%**

Goals scored: **37**      Attack\*: **64**

**16%**

Saves: **6**      Shots on target: **37**

**52%**

Goals conceded: **31**      Attack conceded\*: **65**

**DEFENDING EFFICIENCY**      **GOALKEEPER EFFICIENCY**      **ATTACK SUCCESS**

**42%**

Goals conceded: **37**      Attack conceded\*: **64**

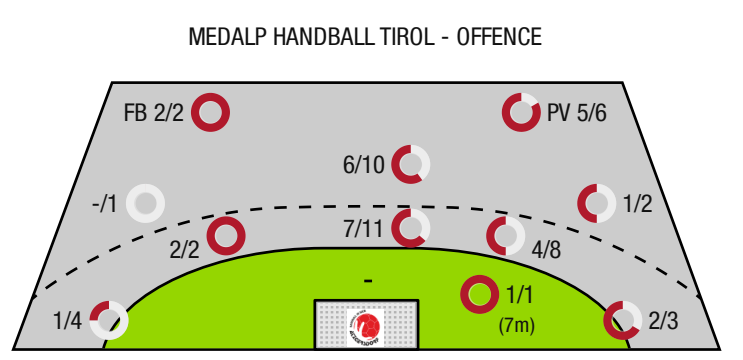
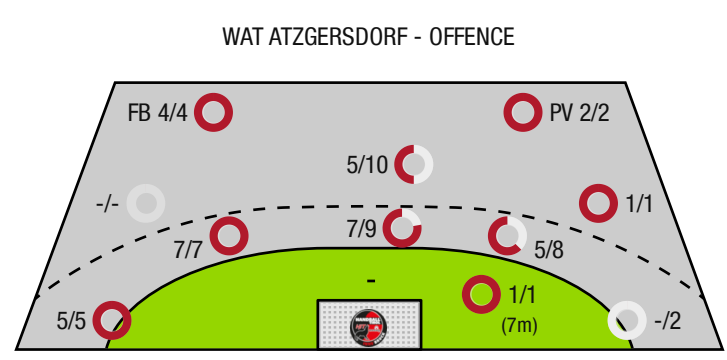
**20%**

Saves: **9**      Shots on target: **46**

**48%**

Goals scored: **31**      Attack\*: **65**

\*Attack number is incremented on every change of ball possession.



FB - All fast breaks      PV - Pivot shots



Wat Atzgersdorf

ENDED

37 : 31

Medalp Handball Tirol



( 18 : 16 )

Players			Shots (goals)								Others				Penalties			
No	Name	Pos.	Total	7m	6m	9m	Wing	PV	FB	BT*	TF	ST	BS	AS	YC	2min	RC	BC
32	Muller, Sven	TW	-% (0/0)											1				
54	Hoblaj, Leon	TW	-% (0/0)															
97	Lenk, Konstantin	TW	-% (0/0)															
2	Schmidt, Sebastian	KM	0% (0/1)				0/1											
11	Vuckovic, Igor	RL	-% (0/0)													1		
15	Mischi, Valentin	RL	86% (6/7)		2/3	3/3			1/1	2/2	3	1	2	1		1		
17	Schopp, Benedikt	RM	33% (1/3)		0/1	1/2				0/1	1	2		2				
18	Keresztes, Peter	RM	83% (5/6)		3/3	2/3				3/3		2	1	4				
19	Rabenseifer, Philipp	KM	100% (1/1)					1/1			2		1			2		
21	Berger, Benedikt	RL	67% (2/3)		1/2				1/1		2	1		4				
40	Breitegger, Felix	RL	-% (0/0)										1	1				
42	Jankovic, Vuc	KM	-% (0/0)															
43	Carniel, Leon	KM	-% (0/0)															
50	Maraspin, Luca	RA	43% (3/7)	1/1	0/2		0/1	1/1	1/1		1			1				
77	Galjasevic, Emir	LA	100% (8/8)		2/2		5/5		1/1					2				
94	Bajgoric, Alen	RR	79% (11/14)		11/11	0/3				10/10	3	1		2				
0A	Leidenfrost, Peter																	
0B	Czech, Andreas																	
0C	Pieber, Bastian																	
0D	Roseneder, T																	
			74% (37 / 50)	1/1	19/24	6/11	5/7	2/2	4/4	15/16	12	7	5	18	0	4	0	0

A breakthrough (BT) is an additional information for goals that have been achieved from the backcourt. The number of these goals will not be included in the sum of the goals of a player.

Goalkeepers		Shot (saves)							
No	Name	Total	7m	6m	9m	Wing	PV	Fast breaks	Breakthrough
32	Muller, Sven	14% (1 / 7)	-% (0 / 0)	25% (1 / 4)	0% (0 / 1)	0% (0 / 1)	0% (0 / 1)	-% (0 / 0)	50% (1 / 2)
54	Hoblaj, Leon	21% (6 / 28)	0% (0 / 1)	0% (0 / 9)	25% (2 / 8)	60% (3 / 5)	0% (0 / 3)	0% (0 / 1)	0% (0 / 5)
97	Lenk, Konstantin	40% (2 / 5)	-% (0 / 0)	0% (0 / 1)	100% (2 / 2)	-% (0 / 0)	0% (0 / 1)	0% (0 / 1)	-% (0 / 0)
		23% (9 / 40)	0% (0 / 1)	7% (1 / 14)	36% (4 / 11)	50% (3 / 6)	0% (0 / 5)	0% (0 / 2)	14% (1 / 7)

Team shots	Goals	Saved	Missed	Post	Blocked	Total	Efficiency
7m shots	1	0	0	0	0	1/1	100%
6m shots	19	4	1	0	0	19/24	79%
9m shots	6	1	2	2	0	6/11	55%
Wing shots	5	1	0	0	0	5/7	71%
Pivot	2	0	0	0	0	2/2	100%
Fast breaks	4	0	0	0	0	4/4	100%
Breakthrough	15	1	0	0	0	15/16	94%
	37	6	7	2	0	37/50	74%

## LEGEND

PV	Pivot shots
FB	All fast breaks
BT	Breakthrough
TF	Technical fault
ST	Steals
BS	Blocked shots
AS	Assist
YC	Yellow cards
2min	2 Minute suspension
RC	Red cards
BC	Blue cards

It is possible in individual cases, that differences between the sum of individual player statistics and team statistics occur. The reason is that due to the speed of a handball game at individual events our scouts can not assign the player data correctly.



Wat Atzgersdorf

ENDED

37 : 31

( 18 : 16 )

Medalp Handball Tirol



Players			Shots (goals)								Others				Penalties			
No	Name	Pos.	Total	7m	6m	9m	Wing	PV	FB	BT*	TF	ST	BS	AS	YC	2min	RC	BC
33	Nagl, Sebastian	TW	0% (0/1)								2							
4	Thill, Dan		-% (0/0)															
7	Busada, Ivo		64% (7/11)		4/7	3/3				2/3	5			5				
8	Bernhard, Wittmann	RL	-% (0/0)											1				
9	Wagner, Thomas	RM	100% (1/1)			1/1					2							
13	Djordjevic, Marko		71% (5/7)		1/2	0/1		4/4										
15	Dobric, Marko	KM	100% (1/1)					1/1				1					1	
17	Kurz, Florian	RL	50% (2/4)				0/2		2/2			2						
18	Staudinger, Jonas	RA	50% (3/6)	1/1	0/1		2/3	0/1				1						
19	Gabriel, Kraus	RL	67% (4/6)		4/5	0/1				2/2	1			2				
23	Staudinger, Mathias	LA	50% (1/2)				1/2											
26	Malesardi, Fabio	RL	100% (1/1)			1/1											1	
57	Arnold, Simon	RA	50% (6/12)		4/6	2/6				2/2	4			3				
0A	Petrusic, Tomislav																	
0B	Perovic, Dragoljub																	
0C	Ladstatter, Johannes																	
0D	Gasparini, Nico																	
			60% (31 / 52)	1/1	13/21	7/13	3/7	5/6	2/2	6/7	14	4	0	11	0	2	0	0

A breakthrough (BT) is an additional information for goals that have been achieved from the backcourt. The number of these goals will not be included in the sum of the goals of a player.

Goalkeepers		Shot (saves)							
No	Name	Total	7m	6m	9m	Wing	PV	Fast breaks	Breakthrough
33	Nagl, Sebastian	14% (6 / 43)	0% (0 / 1)	17% (4 / 23)	14% (1 / 7)	17% (1 / 6)	0% (0 / 2)	0% (0 / 4)	6% (1 / 16)
		14% (6 / 43)	0% (0 / 1)	17% (4 / 23)	14% (1 / 7)	17% (1 / 6)	0% (0 / 2)	0% (0 / 4)	6% (1 / 16)

Team shots	Goals	Saved	Missed	Post	Blocked	Total	Efficiency
7m shots	1	0	0	0	0	1/1	100%
6m shots	13	1	1	1	5	13/21	62%
9m shots	7	4	2	0	0	7/13	54%
Wing shots	3	3	0	1	0	3/7	43%
Pivot	5	0	0	0	0	5/6	83%
Fast breaks	2	0	0	0	0	2/2	100%
Breakthrough	6	1	0	0	0	6/7	86%
	31	9	7	2	5	31/52	60%

## LEGEND

PV	Pivot shots
FB	All fast breaks
BT	Breakthrough
TF	Technical fault
ST	Steals
BS	Blocked shots
AS	Assist
YC	Yellow cards
2min	2 Minute suspension
RC	Red cards
BC	Blue cards

It is possible in individual cases, that differences between the sum of individual player statistics and team statistics occur. The reason is that due to the speed of a handball game at individual events our scouts can not assign the player data correctly.