



Date: 02/05/26
 Time: 18:30
 Match: Round: 3. Matchday, Match ID: 70984286, Season: 25/26
 Venue: Thermenhalle
 Referees: ,

MATCH-REPORT

HLA Meisterliga

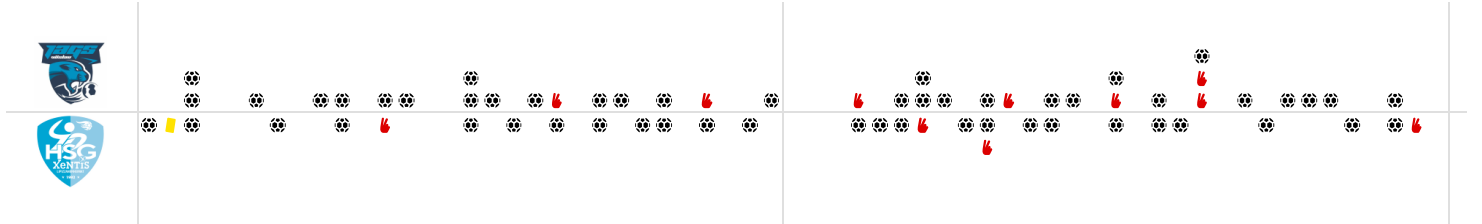
www.hla.at

#GeballteLeidenschaft

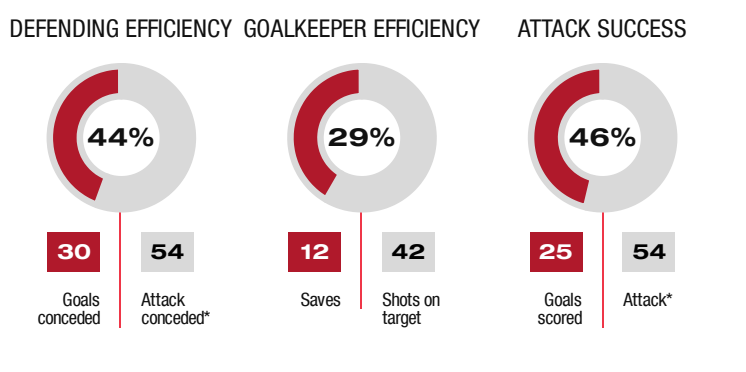
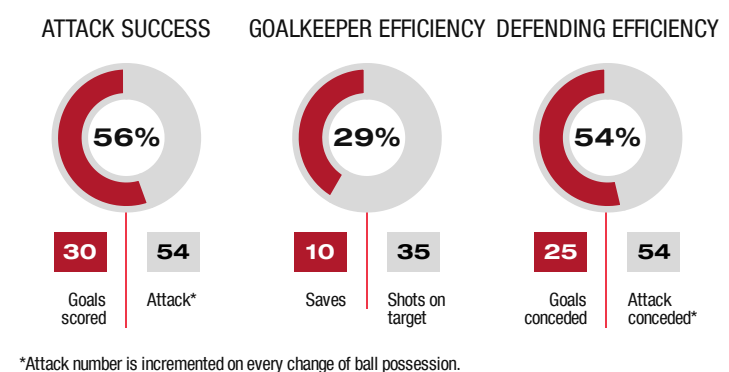
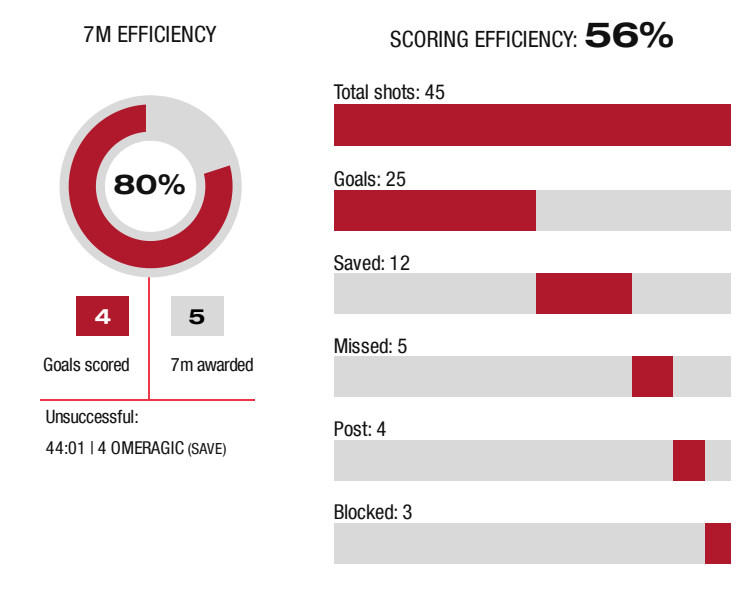
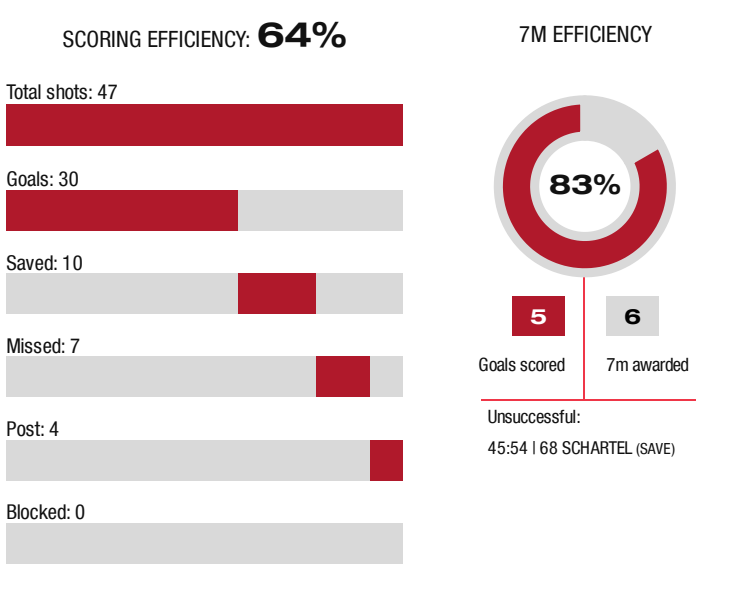
ENDED

30 : 25

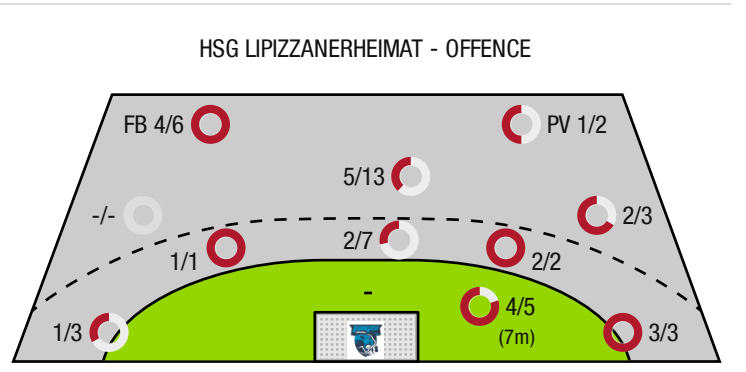
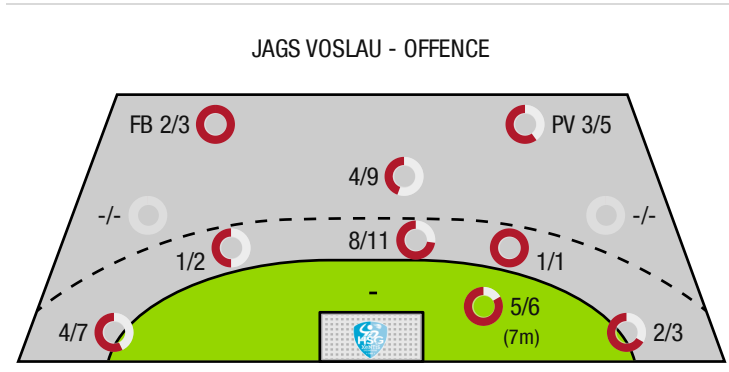
(15 : 12)



Top scorer: Schartel 10 (2min: 7) | Top scorer: Golubovic 8 (2min: 4)



*Attack number is incremented on every change of ball possession.



FB - All fast breaks | PV - Pivot shots



JAGS Voslau

ENDED

30 : 25

(15 : 12)

HSG Lipizzanerheimat



Players			Shots (goals)								Others				Penalties			
No	Name	Pos.	Total	7m	6m	9m	Wing	PV	FB	BT*	TF	ST	BS	AS	YC	2min	RC	BC
1	Bauer,Thomas	TW	-% (0/0)															
61	Kaiper,Florian	TW	-% (0/0)															
4	Giner Duran,Roger	RA	67% (4/6)				2/3		2/3									
5	Nikolic,Lukas	RL	0% (0/1)			0/1												
9	Abrahamo,Leonardo	RM	67% (4/6)		3/4	1/2				3/4	1			6				
11	Muck,Raphael	RA	57% (4/7)		4/6	0/1				3/5	1		1	2				
14	Scheicher,Emil	RR	100% (1/1)		1/1													
23	Barta,Christoph	RA	-% (0/0)															
34	Bachmann,Moritz	RL	50% (1/2)		1/1	0/1				1/1	1			2		1		
41	Kovacec,Jan	RM	60% (3/5)		0/1	3/4				0/1	1			1				
55	Mendonca,Eduardo	KM	50% (2/4)					2/4			2					2		
59	Baxter,John	RL	-% (0/0)															
66	Doblhoff-deir,Moritz	RL	-% (0/0)									1		1				
68	Schartel,Fabian	LA	71% (10/14)	5/6	1/1		4/7									1		
84	Dell,Jonas	RL	100% (1/1)					1/1								1		
95	Kirveliavicius,Romas	RL	-% (0/0)										2			2		
0A	Eberl,Roland																	
0B	Salvat Sanchez,Sebastian																	
0C	Halperin,Moshe																	
0D	Tatzgern,Nino																	
			64% (30/47)	5/6	10/14	4/9	6/10	3/5	2/3	7/11	6	1	3	12	0	7	0	0

A breakthrough (BT) is an additional information for goals that have been achieved from the backcourt. The number of these goals will not be included in the sum of the goals of a player.

Goalkeepers		Shot (saves)							
No	Name	Total	7m	6m	9m	Wing	PV	Fast breaks	Breakthrough
1	Bauer,Thomas	33% (1/3)	33% (1/3)	-% (0/0)	-% (0/0)	-% (0/0)	-% (0/0)	-% (0/0)	-% (0/0)
61	Kaiper,Florian	33% (11/33)	0% (0/2)	17% (1/6)	50% (7/14)	20% (1/5)	50% (1/2)	25% (1/4)	0% (0/2)
		33% (12/36)	20% (1/5)	17% (1/6)	50% (7/14)	20% (1/5)	50% (1/2)	25% (1/4)	0% (0/2)

Team shots	Goals	Saved	Missed	Post	Blocked	Total	Efficiency
7m shots	5	1	0	0	0	5/6	83%
6m shots	10	4	0	0	0	10/14	71%
9m shots	4	1	2	2	0	4/9	44%
Wing shots	6	2	0	1	0	6/10	60%
Pivot	3	1	0	1	0	3/5	60%
Fast breaks	2	1	0	0	0	2/3	67%
Breakthrough	7	4	0	0	0	7/11	64%
	30	10	7	4	0	30/47	64%

LEGEND

PV	Pivot shots
FB	All fast breaks
BT	Breakthrough
TF	Technical fault
ST	Steals
BS	Blocked shots
AS	Assist
YC	Yellow cards
2min	2 Minute suspension
RC	Red cards
BC	Blue cards

It is possible in individual cases, that differences between the sum of individual player statistics and team statistics occur. The reason is that due to the speed of a handball game at individual events our scouts can not assign the player data correctly.



JAGS Voslau

ENDED

30 : 25

HSG Lipizzanerheimat



(15 : 12)

Players			Shots (goals)								Others				Penalties			
No	Name	Pos.	Total	7m	6m	9m	Wing	PV	FB	BT*	TF	ST	BS	AS	YC	2min	RC	BC
16	Budovic, Jovo	TW	-% (0/0)															
99	Strasek, Denis	TW	-% (0/0)															
4	Omeragic, Adi	RL	50% (6/12)	0/1	2/4	4/7									1	2		
5	Gollner, Alexander	RM	-% (0/0)											1				
6	Cichy, Markus	RR	-% (0/0)															
7	Horvat, Ivan	RL	29% (2/7)		1/3	1/4					2			2				
9	Palmstingl, Patrick	RA	67% (4/6)		0/1		3/3		1/2		2			1				
13	Langmann, Leonhard	LA	33% (1/3)				1/3											
14	Kreidl, Paul	RM	50% (1/2)						1/2					1				
19	Wastl, Philip	KM	0% (0/1)					0/1								1		
21	Plattner, Felix	RM	-% (0/0)															
41	Fall, Moritz	RR	-% (0/0)															
56	Beciri, Kristian	KM	100% (3/3)	1/1				1/1	1/1									
61	Golubovic, Milan	RR	73% (8/11)	3/3	2/2	2/5			1/1	2/2	4			2		1		
77	Liam, Eishinger	KM	-% (0/0)															
87	Lantos, Cornel	RR	-% (0/0)															
0A	Pausits, Noel																	
0B	Gyurka, Janos																	
0C	W, Smon																	
0D	Scharm, Gerhard																	
			56% (25 /45)	4/5	5/10	7/16	4/6	1/2	4/6	2/2	8	0	0	7	1	4	0	0

A breakthrough (BT) is an additional information for goals that have been achieved from the backcourt. The number of these goals will not be included in the sum of the goals of a player.

Goalkeepers		Shot (saves)							
No	Name	Total	7m	6m	9m	Wing	PV	Fast breaks	Breakthrough
16	Budovic, Jovo	27% (8 /30)	25% (1 /4)	23% (3 /13)	50% (1 /2)	17% (1 /6)	33% (1 /3)	50% (1 /2)	30% (3 /10)
99	Strasek, Denis	22% (2 /9)	0% (0 /2)	100% (1 /1)	0% (0 /3)	50% (1 /2)	0% (0 /1)	-% (0 /0)	100% (1 /1)
		26% (10 /39)	17% (1 /6)	29% (4 /14)	20% (1 /5)	25% (2 /8)	25% (1 /4)	50% (1 /2)	36% (4 /11)

Team shots	Goals	Saved	Missed	Post	Blocked	Total	Efficiency	
7m shots	4	1	0	0	0	4/5	80%	
6m shots	5	1	0	1	3	5/10	50%	
9m shots	7	7	1	1	0	7/16	44%	
Wing shots	4	1	0	1	0	4/6	67%	
Pivot	1	1	0	0	0	1/2	50%	
Fast breaks	4	1	0	1	0	4/6	67%	
Breakthrough	2	0	0	0	0	2/2	100%	
							25/45	56%

LEGEND

PV	Pivot shots
FB	All fast breaks
BT	Breakthrough
TF	Technical fault
ST	Steals
BS	Blocked shots
AS	Assist
YC	Yellow cards
2min	2 Minute suspension
RC	Red cards
BC	Blue cards

It is possible in individual cases, that differences between the sum of individual player statistics and team statistics occur. The reason is that due to the speed of a handball game at individual events our scouts can not assign the player data correctly.