



Date: 01/05/26
 Time: 19:00
 Match: Round: 3. Matchday, Match ID: 70984288, Season: 25/26
 Venue: Sporthalle am See
 Referees: ,

MATCH-REPORT

HLA Meisterliga

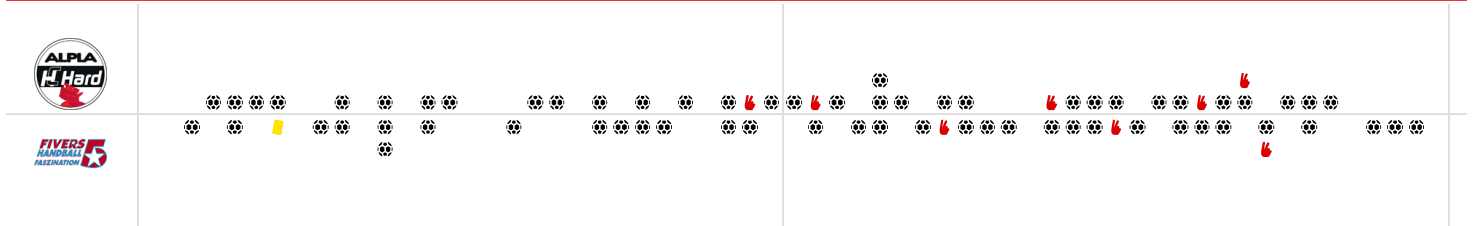
www.hla.at

#GeballteLeidenschaft

ENDED

Alpa HC Hard
32 : 33
HC Fivers Wat Margareten

(15 : 14)



Top scorer: Tokic **9** 2min: **5** Top scorer: Gangel **7** 2min: **3**

SCORING EFFICIENCY: 64%

Total shots: 50

Goals: 32

Saved: 16

Missed: 1

Post: 1

Blocked: 1

7M EFFICIENCY

100%

5
5

Goals scored
7m awarded

Unsuccessful:

SCORING EFFICIENCY: 65%

Total shots: 51

Goals: 33

Saved: 11

Missed: 5

Post: 3

Blocked: 2

7M EFFICIENCY

63%

5
8

Goals scored
7m awarded

Unsuccessful:

26:58 | 59 RATTENSPERGER (SAVE)

32:42 | 55 MARTINOVIC (SAVE)

42:13 | 15 GANGEL (SAVE)

ATTACK SUCCESS **GOALKEEPER EFFICIENCY** **DEFENDING EFFICIENCY**

63%

32
51

Goals scored Attack*

33%

16
49

Saves Shots on target

35%

33
51

Goals conceded Attack conceded*

DEFENDING EFFICIENCY **GOALKEEPER EFFICIENCY** **ATTACK SUCCESS**

37%

32
51

Goals conceded Attack conceded*

26%

11
43

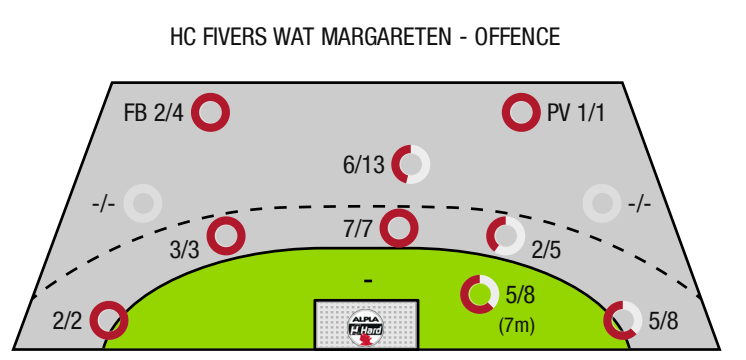
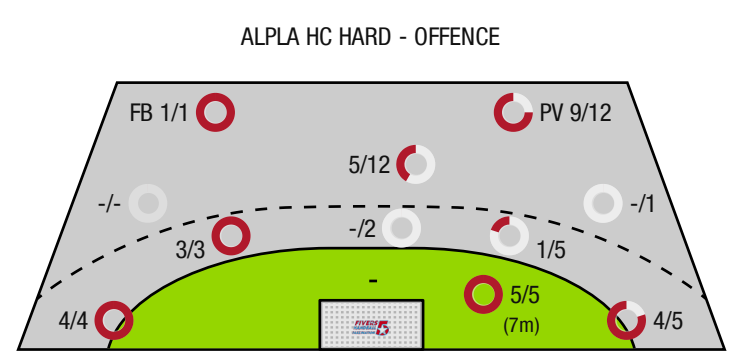
Saves Shots on target

65%

33
51

Goals scored Attack*

*Attack number is incremented on every change of ball possession.



FB - All fast breaks PV - Pivot shots



Alpla HC Hard

ENDED

32 : 33 HC Fivers Wat Margareten



(15 : 14)

Players			Shots (goals)								Others				Penalties			
No	Name	Pos.	Total	7m	6m	9m	Wing	PV	FB	BT*	TF	ST	BS	AS	YC	2min	RC	BC
12	Gurskis, Lukas	TW	-% (0/0)															
32	Doknic, Golub	TW	-% (0/0)													1		
7	Jonsson, Tryggvi Gardar	RL	-% (0/0)										1			2		
9	Tokic, Ante	RA	82% (9/11)	5/5			4/5	0/1						1				
11	Runarsson, Tumi	RM	50% (2/4)		1/1	1/3				2/2	5			7				
22	Babic, Dejan	KM	80% (8/10)					8/10						3				
24	Manaskov, Martin	RL	-% (0/0)															
25	Haunold, Marc-Andre	RL	43% (3/7)		3/5	0/2				3/5	1			4				
26	Piringer, Jannik	LA	-% (0/0)															
29	Mosblech, Kaspar	KM	-% (0/0)															
33	Sager, Nico	LA	100% (5/5)				4/4	1/1										
35	Haemmerle, Matthias	RM	-% (0/0)															
39	Luerzer, Robin	LA	-% (0/0)															
47	Fritsch, Lukas	RL	50% (4/8)			4/8							1	2		1		
55	Cirit, Berkant	KM	-% (0/0)															
99	Hild, Matthias	RR	20% (1/5)		0/4				1/1	0/2		1				1		
0A	Trautvetter, Benjamin																	
0B	Jonsson, Hannes Jon																	
0C	Maier, Martin																	
0D	Sgonc, Lennio																	
			64% (32 /50)	5/5	4/10	5/13	8/9	9/12	1/1	5/9	6	1	2	17	0	5	0	0

A breakthrough (BT) is an additional information for goals that have been achieved from the backcourt. The number of these goals will not be included in the sum of the goals of a player.

Goalkeepers		Shot (saves)							
No	Name	Total	7m	6m	9m	Wing	PV	Fast breaks	Breakthrough
12	Gurskis, Lukas	-% (0 /0)	-% (0 /0)	-% (0 /0)	-% (0 /0)	-% (0 /0)	-% (0 /0)	-% (0 /0)	-% (0 /0)
32	Doknic, Golub	26% (11 /43)	38% (3 /8)	20% (3 /15)	25% (2 /8)	14% (1 /7)	0% (0 /1)	50% (2 /4)	23% (3 /13)
		26% (11 /43)	38% (3 /8)	20% (3 /15)	25% (2 /8)	14% (1 /7)	0% (0 /1)	50% (2 /4)	23% (3 /13)

Team shots	Goals	Saved	Missed	Post	Blocked	Total	Efficiency
7m shots	5	0	0	0	0	5/5	100%
6m shots	4	5	0	0	1	4/10	40%
9m shots	5	7	0	1	0	5/13	38%
Wing shots	8	1	0	0	0	8/9	89%
Pivot	9	3	0	0	0	9/12	75%
Fast breaks	1	0	0	0	0	1/1	100%
Breakthrough	5	4	0	0	0	5/9	56%
	32	16	1	1	1	32/50	64%

LEGEND

PV	Pivot shots
FB	All fast breaks
BT	Breakthrough
TF	Technical fault
ST	Steals
BS	Blocked shots
AS	Assist
YC	Yellow cards
2min	2 Minute suspension
RC	Red cards
BC	Blue cards

It is possible in individual cases, that differences between the sum of individual player statistics and team statistics occur. The reason is that due to the speed of a handball game at individual events our scouts can not assign the player data correctly.



Alpla HC Hard

ENDED

32 : 33 HC Fivers Wat Margareten

(15 : 14)



Players			Shots (goals)								Others				Penalties			
No	Name	Pos.	Total	7m	6m	9m	Wing	PV	FB	BT*	TF	ST	BS	AS	YC	2min	RC	BC
51	Oleksii, Novikov	TW	-% (0/0)															
56	Novakovic, Sergej	TW	-% (0/0)															
15	Gangel, Philipp	LA	88% (7/8)	4/5	1/1		2/2									1		
25	Weiser, Samuel	RL	100% (1/1)		1/1					1/1				1		1		
35	Gangel, Lukas	RR	-% (0/0)															
45	Maksic, Velibor	RR	100% (1/1)		1/1					1/1								
50	Bavlnka, Leon	RM	-% (0/0)															
53	Dvorak, Florentin	RR	50% (3/6)		3/3	0/1	0/1		0/1	2/2				2				
55	Martinovic, Marin	RM	20% (1/5)	0/1	1/2	0/2				1/2				1				
57	Rudnicki, Mats	RL	60% (6/10)		2/2	4/8				2/2	1		1	2				
58	Brenneis, Leander	KM	100% (2/2)					1/1	1/1		1			1				
59	Rattensperger, Matthias	RA	60% (6/10)	1/2	0/1		5/6		0/1	0/1				1				
65	Breit, Leon	LA	100% (1/1)						1/1							1		
75	Riede, Maximilian	RA	0% (0/1)				0/1											
85	Schuh, Fabio	RM	83% (5/6)		3/4	2/2				3/4	3			4				
95	Lichtblau, Lorin	LA	-% (0/0)															
0A	Jonas, Herbert																	
0B	Eckl, Peter														1			
0C	Neckam, Monika																	
0D	Glatzl, Fabian																	
			65% (33 /51)	5/8	12/15	6/13	7/10	1/1	2/4	10/13	5	0	1	12	1	3	0	0

A breakthrough (BT) is an additional information for goals that have been achieved from the backcourt. The number of these goals will not be included in the sum of the goals of a player.

Goalkeepers		Shot (saves)							
No	Name	Total	7m	6m	9m	Wing	PV	Fast breaks	Breakthrough
51	Oleksii, Novikov	33% (12 /36)	0% (0 /2)	50% (4 /8)	56% (5 /9)	0% (0 /7)	33% (3 /9)	0% (0 /1)	38% (3 /8)
56	Novakovic, Sergej	33% (4 /12)	0% (0 /3)	100% (1 /1)	67% (2 /3)	50% (1 /2)	0% (0 /3)	-% (0 /0)	100% (1 /1)
		33% (16 /48)	0% (0 /5)	56% (5 /9)	58% (7 /12)	11% (1 /9)	25% (3 /12)	0% (0 /1)	44% (4 /9)

Team shots	Goals	Saved	Missed	Post	Blocked	Total	Efficiency
7m shots	5	3	0	0	0	5/8	63%
6m shots	12	3	0	0	0	12/15	80%
9m shots	6	2	2	1	2	6/13	46%
Wing shots	7	1	0	2	0	7/10	70%
Pivot	1	0	0	0	0	1/1	100%
Fast breaks	2	2	0	0	0	2/4	50%
Breakthrough	10	3	0	0	0	10/13	77%
	33	11	5	3	2	33/51	65%

LEGEND

PV	Pivot shots
FB	All fast breaks
BT	Breakthrough
TF	Technical fault
ST	Steals
BS	Blocked shots
AS	Assist
YC	Yellow cards
2min	2 Minute suspension
RC	Red cards
BC	Blue cards

It is possible in individual cases, that differences between the sum of individual player statistics and team statistics occur. The reason is that due to the speed of a handball game at individual events our scouts can not assign the player data correctly.