



Date: 02/05/26
 Time: 18:30
 Match: Round: 3. Matchday, Match ID: 70984290, Season: 25/26
 Venue: Tips Arena Linz
 Referees: ,

MATCH-REPORT

HLA Meisterliga

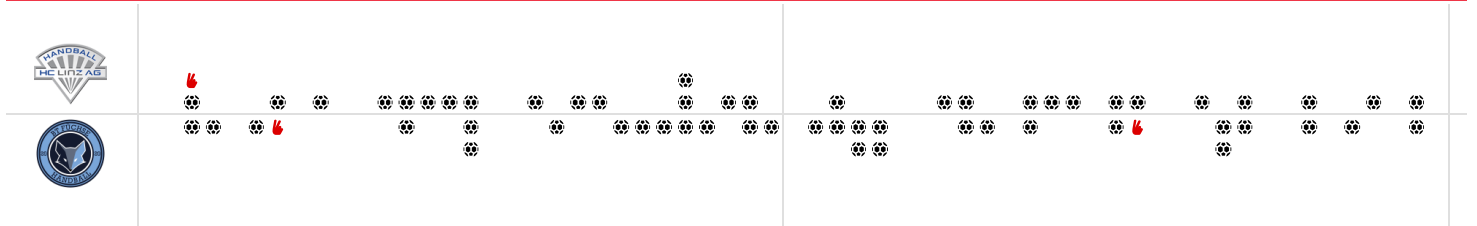
www.hla.at

#GeballteLeidenschaft

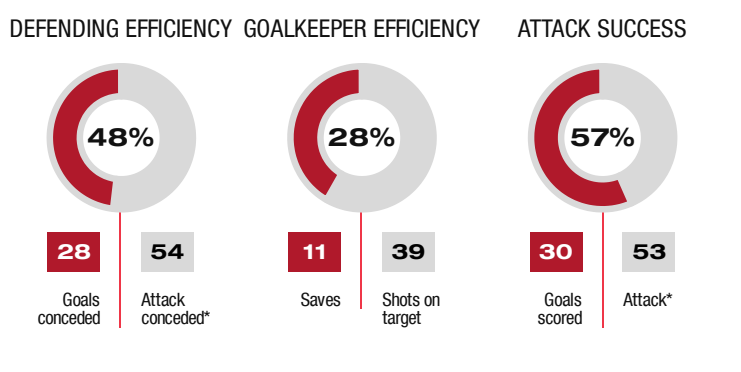
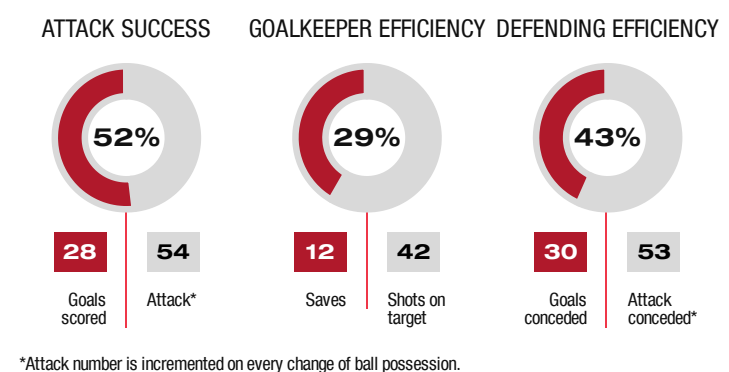
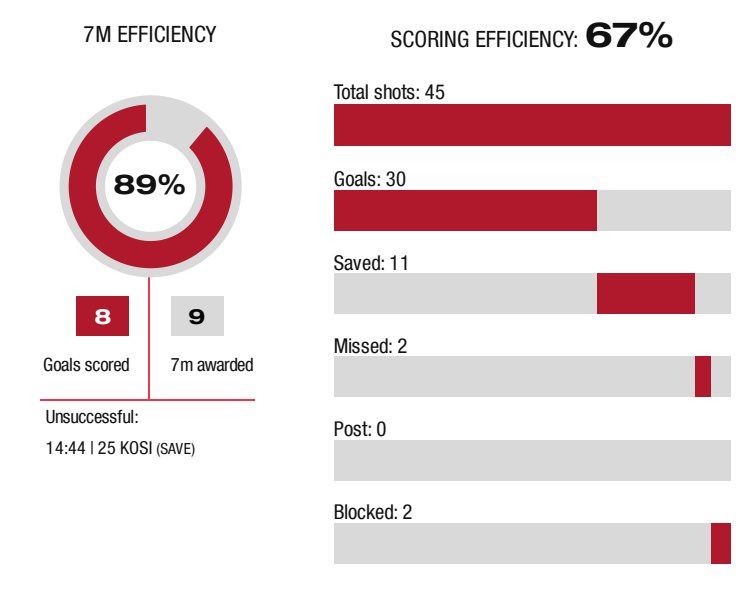
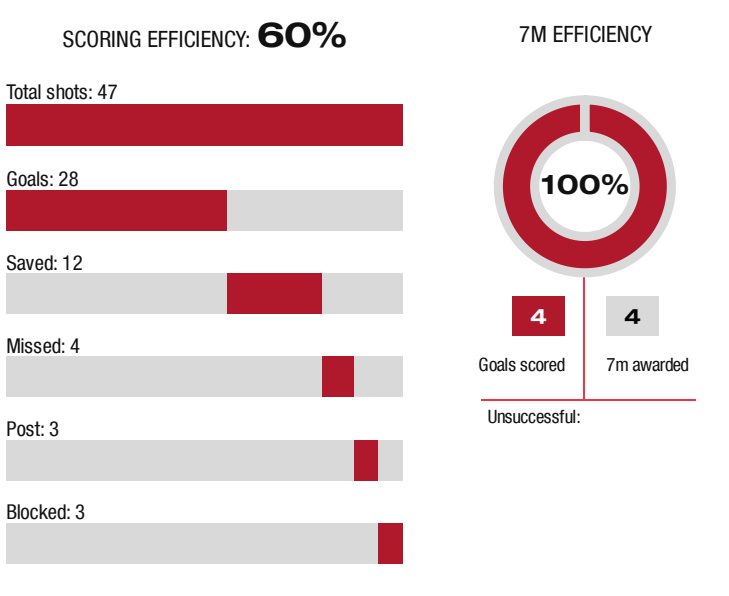
ENDED

28 : 30

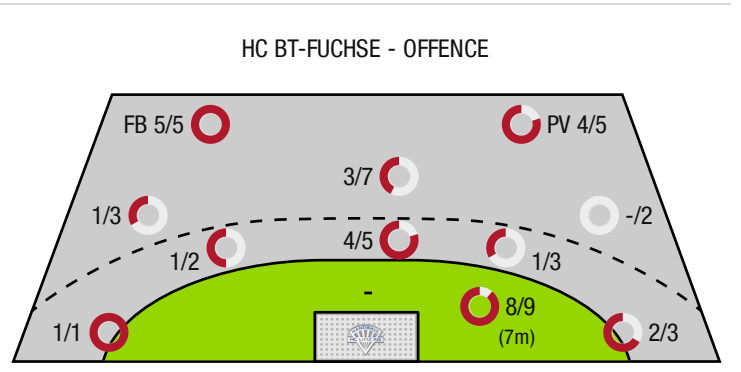
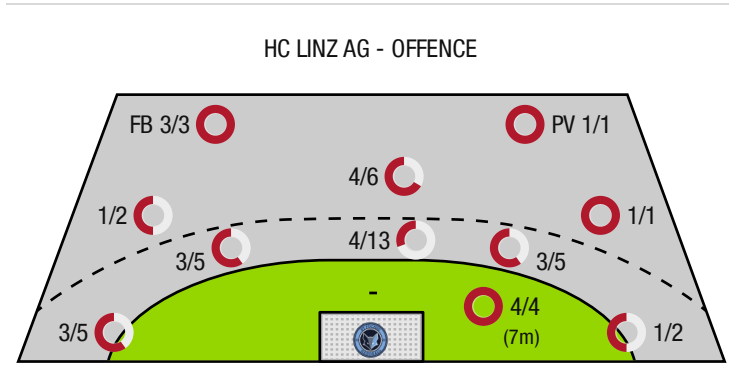
(15 : 14)



Top scorer: Bohm **7** | 2min: **1** | Top scorer: Neuhold **10** | 2min: **2**



*Attack number is incremented on every change of ball possession.



FB - All fast breaks | PV - Pivot shots



HC Linz AG

ENDED

28 : 30

(15 : 14)

HC BT-Fuchse



Players			Shots (goals)								Others				Penalties			
No	Name	Pos.	Total	7m	6m	9m	Wing	PV	FB	BT*	TF	ST	BS	AS	YC	2min	RC	BC
16	Zwicklhuber, David	TW	-% (0/0)															
23	Kishou, Aliaksei	TW	-% (0/0)															
3	Mostl, C	RL	55% (6/11)		2/6	4/5				2/3	2			1				
7	Mitterrutzer, Boris	LA	-% (0/0)															
13	Petrovic, Pavle	RR	86% (6/7)		5/6	1/1				5/5	3	2		1		1		
14	Palan, Fabian	RR	-% (0/0)															
19	Moser, Nils	RA	67% (2/3)				1/2		1/1		1							
21	Gregoric, Leon	KM	50% (1/2)			0/1		1/1										
25	Klewein, Simon	RL	-% (0/0)															
26	Fizuleto, Lucijan	RM	43% (3/7)	1/1	1/5				1/1	1/2	2	1	1	3				
33	Bohm, Elmar	LA	70% (7/10)	3/3	0/1		3/5		1/1									
67	Bryslawski, F	RL	-% (0/0)									1						
92	Stojanovic, Jadranko	KM	-% (0/0)								2							
93	Klimavets, Andrei	RL	43% (3/7)		2/5	1/2				2/2			1	3				
0A	Berger, Franz																	
0B	Vunjak, Milan																	
0C	Gierlinger, Manuel																	
0D	Kainz, Franz																	
			60% (28 /47)	4/4	10/23	6/9	4/7	1/1	3/3	10/12	10	4	2	8	0	1	0	0

A breakthrough (BT) is an additional information for goals that have been achieved from the backcourt. The number of these goals will not be included in the sum of the goals of a player.

Goalkeepers		Shot (saves)							
No	Name	Total	7m	6m	9m	Wing	PV	Fast breaks	Breakthrough
16	Zwicklhuber, David	0% (0 /3)	0% (0 /3)	-% (0 /0)	-% (0 /0)	-% (0 /0)	-% (0 /0)	-% (0 /0)	-% (0 /0)
23	Kishou, Aliaksei	29% (11 /38)	17% (1 /6)	25% (2 /8)	60% (6 /10)	25% (1 /4)	20% (1 /5)	0% (0 /5)	14% (1 /7)
		27% (11 /41)	11% (1 /9)	25% (2 /8)	60% (6 /10)	25% (1 /4)	20% (1 /5)	0% (0 /5)	14% (1 /7)

Team shots	Goals	Saved	Missed	Post	Blocked	Total	Efficiency
7m shots	4	0	0	0	0	4/4	100%
6m shots	10	8	1	1	3	10/23	43%
9m shots	6	2	0	1	0	6/9	67%
Wing shots	4	2	0	1	0	4/7	57%
Pivot	1	0	0	0	0	1/1	100%
Fast breaks	3	0	0	0	0	3/3	100%
Breakthrough	10	2	0	0	0	10/12	83%
	28	12	4	3	3	28/47	60%

LEGEND

PV	Pivot shots
FB	All fast breaks
BT	Breakthrough
TF	Technical fault
ST	Steals
BS	Blocked shots
AS	Assist
YC	Yellow cards
2min	2 Minute suspension
RC	Red cards
BC	Blue cards

It is possible in individual cases, that differences between the sum of individual player statistics and team statistics occur. The reason is that due to the speed of a handball game at individual events our scouts can not assign the player data correctly.



HC Linz AG

ENDED

28 : 30

(15 : 14)

HC BT-Fuchse



Players			Shots (goals)								Others				Penalties			
No	Name	Pos.	Total	7m	6m	9m	Wing	PV	FB	BT*	TF	ST	BS	AS	YC	2min	RC	BC
24	Mitterdorfer, Julian	TW	-% (0/0)															
46	Kroiss, Jan	TW	-% (0/0)															
2	Meleschnig, Clemens	KM	67% (2/3)					2/3					1					
3	Nenadic, Thomas	RM	-% (0/0)															
4	Philipp, Nenadic	LA	100% (2/2)				1/1		1/1		1			1				
13	Tsakouridis, Christoforos	RM	50% (4/8)		3/4	0/3			1/1	3/4	2	1		2				
17	Kuhn, Thomas	LA	-% (0/0)															
23	Wolfer, Christoph	KM	80% (4/5)				2/3		2/2									
25	Kosi, Tilen	RM	60% (6/10)	1/2	1/2	3/5			1/1	1/1	2	1		2		1		
26	Breg, Martin	RA	-% (0/0)															
27	Hofstatter, Florian	RM	-% (0/0)															
39	Rastoder, Adel	RL	-% (0/0)															
77	Markusic, Dorian	RM	0% (0/3)		0/1	0/2					1					1		
79	Jankovic, Sandro	KM	100% (2/2)					2/2										
94	Neuhold, Christoph	RM	83% (10/12)	7/7	2/3	1/2				2/2	4		2	4				
95	Sabazgirae, Hazbulat	KM	-% (0/0)															
0A	Kabilagic, Nihad																	
0B	Teras, Benjamin																	
0C	Santos, Raul																	
0D	Marinovic, Luka																	
			67% (30/45)	8/9	6/10	4/12	3/4	4/5	5/5	6/7	10	2	3	9	0	2	0	0

A breakthrough (BT) is an additional information for goals that have been achieved from the backcourt. The number of these goals will not be included in the sum of the goals of a player.

Goalkeepers		Shot (saves)							
No	Name	Total	7m	6m	9m	Wing	PV	Fast breaks	Breakthrough
24	Mitterdorfer, Julian	0% (0/1)	0% (0/1)	-% (0/0)	-% (0/0)	-% (0/0)	-% (0/0)	-% (0/0)	-% (0/0)
46	Kroiss, Jan	31% (12/39)	0% (0/3)	44% (8/18)	25% (2/8)	33% (2/6)	0% (0/1)	0% (0/3)	17% (2/12)
		30% (12/40)	0% (0/4)	44% (8/18)	25% (2/8)	33% (2/6)	0% (0/1)	0% (0/3)	17% (2/12)

Team shots	Goals	Saved	Missed	Post	Blocked	Total	Efficiency
7m shots	8	1	0	0	0	8/9	89%
6m shots	6	2	1	0	1	6/10	60%
9m shots	4	6	1	0	1	4/12	33%
Wing shots	3	1	0	0	0	3/4	75%
Pivot	4	1	0	0	0	4/5	80%
Fast breaks	5	0	0	0	0	5/5	100%
Breakthrough	6	1	0	0	0	6/7	86%
	30	11	2	0	2	30/45	67%

LEGEND

PV	Pivot shots
FB	All fast breaks
BT	Breakthrough
TF	Technical fault
ST	Steals
BS	Blocked shots
AS	Assist
YC	Yellow cards
2min	2 Minute suspension
RC	Red cards
BC	Blue cards

It is possible in individual cases, that differences between the sum of individual player statistics and team statistics occur. The reason is that due to the speed of a handball game at individual events our scouts can not assign the player data correctly.