



Date: 02/05/26
 Time: 19:00
 Match: Round: 3. Matchday, Match ID: 70984292, Season: 25/26
 Venue: Ballspielhalle Ferlach
 Referees: ,

MATCH-REPORT

HLA Meisterliga

www.hla.at

#GeballteLeidenschaft

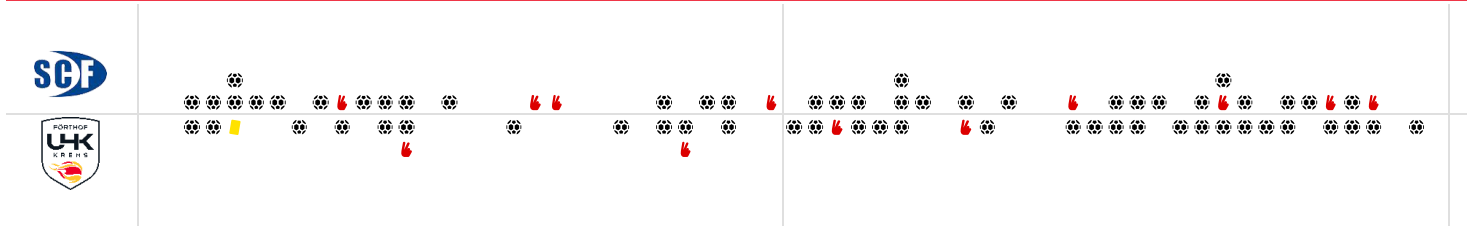
ENDED

SC Ferlach

46 : 45

UHK Krems

(14 : 11)



Top scorer: Perkusic **12** 2min: **8** Top scorer: Bergemann **14** 2min: **5**

SCORING EFFICIENCY: 75%

Total shots: 61

Goals: 46

Saved: 6

Missed: 8

Post: 6

Blocked: 1

7M EFFICIENCY

350%

7

Goals scored

2

7m awarded

Unsuccessful:
60:28 | 10 PERKUSIC (SAVE)

SCORING EFFICIENCY: 68%

Total shots: 66

Goals: 45

Saved: 15

Missed: 5

Post: 0

Blocked: 1

7M EFFICIENCY

163%

13

Goals scored

8

7m awarded

Unsuccessful:
15:25 | 27 BERGEMANN (SAVE)
19:09 | 10 AUSS (SAVE)

ATTACK SUCCESS **GOALKEEPER EFFICIENCY** **DEFENDING EFFICIENCY**

71%

46 Goals scored

65 Attack*

12%

6 Saves

51 Shots on target

31%

45 Goals conceded

65 Attack conceded*

DEFENDING EFFICIENCY **GOALKEEPER EFFICIENCY** **ATTACK SUCCESS**

29%

46 Goals conceded

65 Attack conceded*

25%

15 Saves

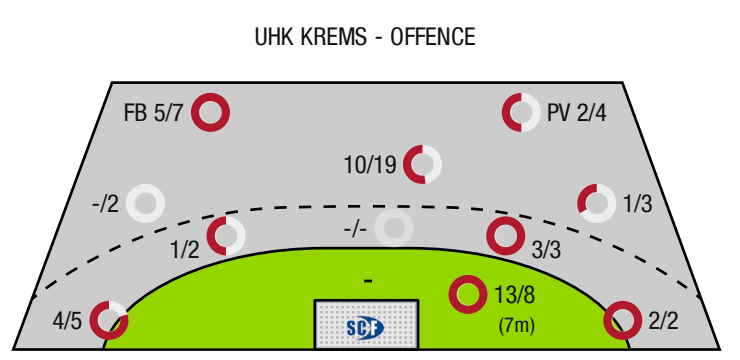
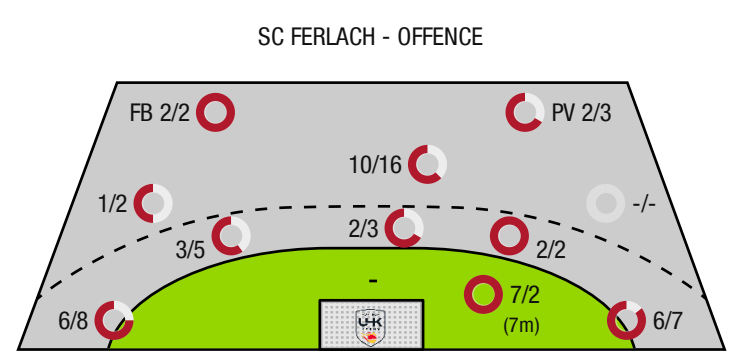
61 Shots on target

69%

45 Goals scored

65 Attack*

*Attack number is incremented on every change of ball possession.



FB - All fast breaks PV - Pivot shots



SC Ferlach

ENDED

46 : 45

(14 : 11)

UHK Krems



Players			Shots (goals)								Others				Penalties			
No	Name	Pos.	Total	7m	6m	9m	Wing	PV	FB	BT*	TF	ST	BS	AS	YC	2min	RC	BC
1	Dobaj, Gasper	TW	-% (0/0)											1				
92	Jakob, Kelich	TW	-% (0/0)															
96	Konecny, Michal Martin	TW	-% (0/0)															
8	Knapp, Simon	KM	-% (0/0)													2		
10	Perkusic, Toni	RR	67% (12/18)	1/2	2/3	7/11			1/1		4		1	5				
13	Gysin, David	RR	100% (3/3)		2/2	1/1								6		1		
15	Besser, Noel	RL	-% (0/0)															
17	Kelih, Markus	RM	-% (0/0)															
21	Gartner, Tine	RA	80% (8/10)			0/1	6/7		1/1							2		
25	Ploner, Florian	LA	78% (7/9)				6/8											
27	Pernovsek, Luka	RA	-% (0/0)															
50	Gonzalez-Martinez, Adonis	RM	100% (1/1)		1/1									2		1		
57	Leban, Patrik	RM	67% (2/3)		1/1	1/2					5			11				
81	Milicevic, Adrian	KM	67% (2/3)					2/3								2		
93	Nosan, Blaz	RM	63% (5/8)		1/3	2/3					1			8				
0A	Pomorisac, Dean David																	
0B	Begus, Robert																	
0C	Holz, Christoph																	
			75% (46 /61)	7/2	7/10	11/18	12/15	2/3	2/2	0/0	10	0	1	33	0	8	0	0

A breakthrough (BT) is an additional information for goals that have been achieved from the backcourt. The number of these goals will not be included in the sum of the goals of a player.

Goalkeepers		Shot (saves)							
No	Name	Total	7m	6m	9m	Wing	PV	Fast breaks	Breakthrough
1	Dobaj, Gasper	31% (13 /42)	33% (2 /6)	25% (1 /4)	38% (6 /16)	17% (1 /6)	50% (2 /4)	17% (1 /6)	-% (0 /0)
92	Jakob, Kelich	-% (0 /0)	-% (0 /0)	-% (0 /0)	-% (0 /0)	-% (0 /0)	-% (0 /0)	-% (0 /0)	-% (0 /0)
96	Konecny, Michal Martin	17% (2 /12)	0% (0 /4)	0% (0 /1)	67% (2 /3)	0% (0 /1)	-% (0 /0)	-% (0 /0)	-% (0 /0)
		28% (15 /54)	20% (2 /10)	20% (1 /5)	42% (8 /19)	14% (1 /7)	50% (2 /4)	17% (1 /6)	-% (0 /0)

Team shots	Goals	Saved	Missed	Post	Blocked	Total	Efficiency	
7m shots	7	1	-6	0	0	7/2	350%	
6m shots	7	3	0	0	0	7/10	70%	
9m shots	11	1	1	4	1	11/18	61%	
Wing shots	12	1	0	2	0	12/15	80%	
Pivot	2	0	0	0	0	2/3	67%	
Fast breaks	2	0	0	0	0	2/2	100%	
Breakthrough	0	0	0	0	0	0/0	NaN%	
		46	6	8	6	1	46/61	75%

LEGEND

PV	Pivot shots
FB	All fast breaks
BT	Breakthrough
TF	Technical fault
ST	Steals
BS	Blocked shots
AS	Assist
YC	Yellow cards
2min	2 Minute suspension
RC	Red cards
BC	Blue cards

It is possible in individual cases, that differences between the sum of individual player statistics and team statistics occur. The reason is that due to the speed of a handball game at individual events our scouts can not assign the player data correctly.



SC Ferlach

ENDED

46 : 45

(14 : 11)

UHK Krems



Players			Shots (goals)								Others				Penalties			
No	Name	Pos.	Total	7m	6m	9m	Wing	PV	FB	BT*	TF	ST	BS	AS	YC	2min	RC	BC
22	Domevscek, Lukas	TW	-% (0/0)															
38	Hollerer, Matthias	TW	-% (0/0)															
96	Filzwieser, Wolfgang	TW	-% (0/0)															
5	Hellerschmid, Fabian	LA	78% (7/9)				3/4		2/3									
7	Gaydusek, Marc	RA	-% (0/0)															
10	Auss, Tobias	LA	25% (1/4)	0/1		0/1	1/1		0/1		1			2				
14	Rudischer, Benedikt	LA	-% (0/0)															
15	Hasecic, Kenan	KM	50% (2/4)			0/1		2/3						2		1		
17	Granlund, Robin	RL	44% (4/9)		0/1	4/8								6	1			
19	Knez, Domen	RL	0% (0/1)			0/1					1		1			1		
25	Kastenhuber, Laurenz Leon	KM	-% (0/0)															
27	Bergemann, Thies	RA	93% (14/15)	8/9	1/1		2/2		3/3		1			2		1		
28	Munzinger, Luca	RR	43% (3/7)		1/1	0/4								6		1		
32	Hofmann, Paul	RL	67% (4/6)		1/1	3/4		0/1						4				
37	Teubert, Marian	RM	83% (5/6)		1/1	4/5					2			6				
0A	Filzwieser, Wolfgang																	
0B	Thaqi, Ibish																	
0C	Feichtinger, Sebastian																	
0D	Nachtnebel, Claudia																	
			68% (45/66)	13/8	4/5	11/24	6/7	2/4	5/7	0/0	5	0	1	28	1	5	0	0

A breakthrough (BT) is an additional information for goals that have been achieved from the backcourt. The number of these goals will not be included in the sum of the goals of a player.

Goalkeepers		Shot (saves)							
No	Name	Total	7m	6m	9m	Wing	PV	Fast breaks	Breakthrough
22	Domevscek, Lukas	14% (6/42)	50% (1/2)	30% (3/10)	9% (1/11)	9% (1/11)	0% (0/2)	0% (0/1)	-% (0/0)
38	Hollerer, Matthias	0% (0/3)	-% (0/0)	-% (0/0)	0% (0/1)	0% (0/2)	-% (0/0)	-% (0/0)	-% (0/0)
96	Filzwieser, Wolfgang	-% (0/0)	-% (0/0)	-% (0/0)	-% (0/0)	-% (0/0)	-% (0/0)	-% (0/0)	-% (0/0)
		13% (6/45)	50% (1/2)	30% (3/10)	8% (1/12)	8% (1/13)	0% (0/2)	0% (0/1)	-% (0/0)

Team shots	Goals	Saved	Missed	Post	Blocked	Total	Efficiency
7m shots	13	2	-7	0	0	13/8	163%
6m shots	4	1	0	0	0	4/5	80%
9m shots	11	8	4	0	1	11/24	46%
Wing shots	6	1	0	0	0	6/7	86%
Pivot	2	2	0	0	0	2/4	50%
Fast breaks	5	1	0	0	0	5/7	71%
Breakthrough	0	0	0	0	0	0/0	NaN%
	45	15	5	0	1	45/66	68%

LEGEND

PV	Pivot shots
FB	All fast breaks
BT	Breakthrough
TF	Technical fault
ST	Steals
BS	Blocked shots
AS	Assist
YC	Yellow cards
2min	2 Minute suspension
RC	Red cards
BC	Blue cards

It is possible in individual cases, that differences between the sum of individual player statistics and team statistics occur. The reason is that due to the speed of a handball game at individual events our scouts can not assign the player data correctly.