



Date: 05/05/26
 Time: 20:20
 Match: Round: 3. Matchday, Match ID: 70984300, Season: 25/26
 Venue: Sporthalle Margareten
 Referees: Munzner, Christoph, Cvitkusic, Bruno

MATCH-REPORT

HLA Meisterliga

www.hla.at

#GeballteLeidenschaft

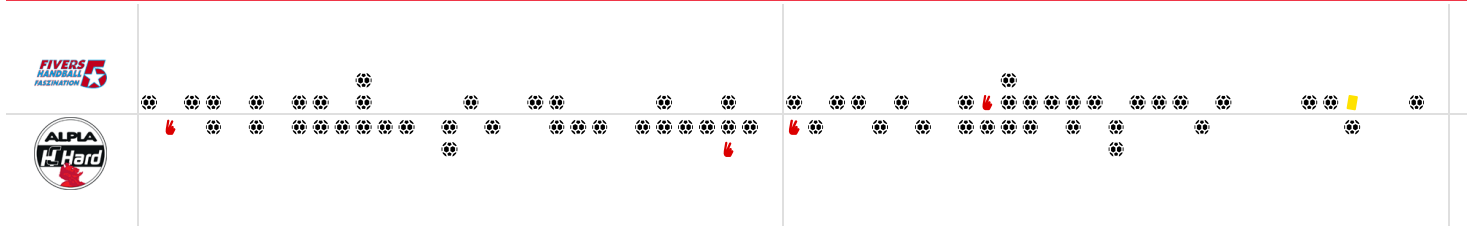
ENDED

HC Fivers Wat Margareten

31 : 32

Alpla HC Hard

(13 : 20)



Top scorer: Rattensperger 8 | 2min: 1 | Top scorer: Fritsch 8 | 2min: 3

SCORING EFFICIENCY: 70%

Total shots: 44

Goals: 31

Saved: 10

Missed: 2

Post: 2

Blocked: 1

7M EFFICIENCY

100%

4
4

Goals scored
7m awarded

Unsuccessful:

SCORING EFFICIENCY: 65%

Total shots: 49

Goals: 32

Saved: 13

Missed: 3

Post: 1

Blocked: 1

7M EFFICIENCY

100%

3
3

Goals scored
7m awarded

Unsuccessful:

ATTACK SUCCESS **GOALKEEPER EFFICIENCY** **DEFENDING EFFICIENCY**

58%

31
53

Goals scored Attack*

24%

10
42

Saves Shots on target

40%

32
53

Goals conceded Attack conceded*

DEFENDING EFFICIENCY **GOALKEEPER EFFICIENCY** **ATTACK SUCCESS**

42%

31
53

Goals conceded Attack conceded*

30%

13
44

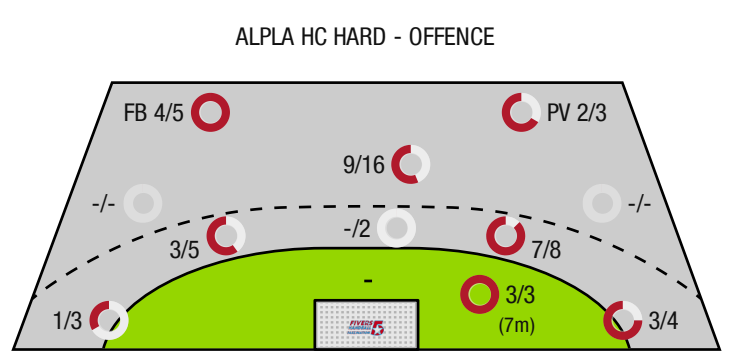
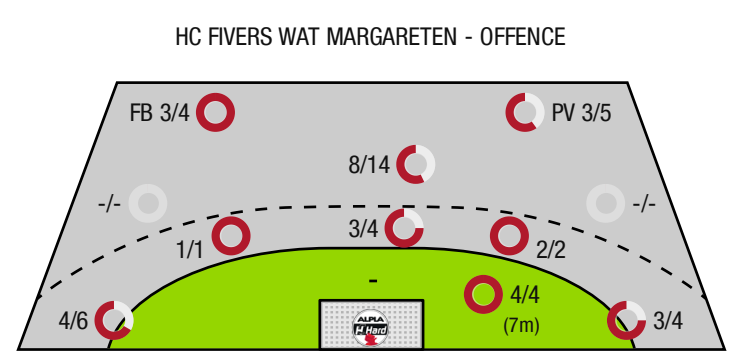
Saves Shots on target

60%

32
53

Goals scored Attack*

*Attack number is incremented on every change of ball possession.



FB - All fast breaks PV - Pivot shots

ENDED

HC Fivers Wat Margareten **31 : 32**

Alpla HC Hard



(13 : 20)

Players			Shots (goals)								Others				Penalties			
No	Name	Pos.	Total	7m	6m	9m	Wing	PV	FB	BT*	TF	ST	BS	AS	YC	2min	RC	BC
51	Oleksii, Novikov	TW	-% (0/0)															
56	Novakovic, Sergej	TW	-% (0/0)															
15	Gangel, Philipp	LA	100% (1/1)				1/1				1							
25	Weiser, Samuel	RL	100% (3/3)					3/3						1				
35	Gangel, Lukas	RR	71% (5/7)		2/2	3/5				1/1				1				
45	Maksic, Velibor	RR	0% (0/1)		0/1						1							
50	Tikvic, Emanuel	RL	-% (0/0)										1					
53	Dvorak, Florentin	RR	-% (0/0)								4			5				
55	Martinovic, Marin	RM	80% (4/5)		2/2	2/3				2/2	2			2				
57	Rudnicki, Mats	RL	40% (2/5)		1/1	1/4				1/1				4				
58	Brenneis, Leander	KM	0% (0/2)					0/2						1				
59	Rattensperger, Matthias	RA	80% (8/10)	4/4			3/4		1/2			1						
65	Breit, Leon	LA	60% (3/5)				3/5									1		
75	Riede, Maximilian	RA	-% (0/0)															
85	Schuh, Fabio	RM	100% (5/5)		1/1	2/2			2/2	1/1	3							
95	Lichtblau, Lorin	LA	-% (0/0)															
0A	Jonas, Herbert														1			
0B	Eckl, Peter																	
0C	Neckam, Monika																	
0D	Glatzi, Fabian																	
			70% (31 / 44)	4/4	6/7	8/14	7/10	3/5	3/4	5/5	11	1	1	14	1	1	0	0

A breakthrough (BT) is an additional information for goals that have been achieved from the backcourt. The number of these goals will not be included in the sum of the goals of a player.

Goalkeepers		Shot (saves)							
No	Name	Total	7m	6m	9m	Wing	PV	Fast breaks	Breakthrough
51	Oleksii, Novikov	33% (13 / 39)	0% (0 / 3)	31% (4 / 13)	40% (4 / 10)	43% (3 / 7)	33% (1 / 3)	33% (1 / 3)	0% (0 / 8)
56	Novakovic, Sergej	0% (0 / 6)	-% (0 / 0)	0% (0 / 1)	0% (0 / 3)	-% (0 / 0)	-% (0 / 0)	0% (0 / 2)	0% (0 / 1)
		29% (13 / 45)	0% (0 / 3)	29% (4 / 14)	31% (4 / 13)	43% (3 / 7)	33% (1 / 3)	20% (1 / 5)	0% (0 / 9)

Team shots	Goals	Saved	Missed	Post	Blocked	Total	Efficiency
7m shots	4	0	0	0	0	4/4	100%
6m shots	6	1	0	0	0	6/7	86%
9m shots	8	5	0	0	1	8/14	57%
Wing shots	7	3	0	0	0	7/10	70%
Pivot	3	0	0	2	0	3/5	60%
Fast breaks	3	1	0	0	0	3/4	75%
Breakthrough	5	0	0	0	0	5/5	100%
	31	10	2	2	1	31/44	70%

LEGEND

PV	Pivot shots
FB	All fast breaks
BT	Breakthrough
TF	Technical fault
ST	Steals
BS	Blocked shots
AS	Assist
YC	Yellow cards
2min	2 Minute suspension
RC	Red cards
BC	Blue cards

It is possible in individual cases, that differences between the sum of individual player statistics and team statistics occur. The reason is that due to the speed of a handball game at individual events our scouts can not assign the player data correctly.

ENDED



HC Fivers Wat Margareten

31 : 32

(13 : 20)

Alpla HC Hard



Players			Shots (goals)								Others				Penalties			
No	Name	Pos.	Total	7m	6m	9m	Wing	PV	FB	BT*	TF	ST	BS	AS	YC	2min	RC	BC
12	Gurskis, Lukas	TW	-% (0/0)															
32	Doknic, Golub	TW	-% (0/0)															
7	Jonsson, Tryggvi Gardar	RL	-% (0/0)									1		1				
9	Tokic, Ante	RA	78% (7/9)	3/3	1/1		3/4		0/1					1				
11	Runarsson, Tumi	RM	38% (3/8)		0/2	3/6					2			1				
22	Babic, Dejan	KM	75% (3/4)		1/1			2/3		1/1	1					2		
24	Manaskov, Martin	RL	-% (0/0)															
25	Haunold, Marc-Andre	RL	60% (3/5)		3/4	0/1				3/3	1			3		1		
26	Piringer, Jannik	LA	-% (0/0)															
29	Mosblech, Kaspar	KM	-% (0/0)															
33	Sager, Nico	LA	63% (5/8)		0/1		1/3		4/4									
35	Haemmerle, Matthias	RM	-% (0/0)															
39	Luerzer, Robin	LA	-% (0/0)															
47	Fritsch, Lukas	RL	67% (8/12)		2/3	6/9				2/2	3		1	1				
55	Cirit, Berkant	KM	-% (0/0)															
99	Hild, Matthias	RR	100% (3/3)		3/3					3/3				2				
0A	Trautvetter, Benjamin																	
0B	Jonsson, Hannes Jon																	
0C	Maier, Martin																	
			65% (32 /49)	3/3	10/15	9/16	4/7	2/3	4/5	9/9	7	1	1	9	0	3	0	0

A breakthrough (BT) is an additional information for goals that have been achieved from the backcourt. The number of these goals will not be included in the sum of the goals of a player.

Goalkeepers		Shot (saves)							
No	Name	Total	7m	6m	9m	Wing	PV	Fast breaks	Breakthrough
12	Gurskis, Lukas	0% (0 /6)	-% (0 /0)	0% (0 /2)	0% (0 /3)	-% (0 /0)	0% (0 /1)	-% (0 /0)	0% (0 /1)
32	Doknic, Golub	29% (10 /35)	0% (0 /4)	20% (1 /5)	50% (5 /10)	30% (3 /10)	0% (0 /2)	25% (1 /4)	0% (0 /4)
		24% (10 /41)	0% (0 /4)	14% (1 /7)	38% (5 /13)	30% (3 /10)	0% (0 /3)	25% (1 /4)	0% (0 /5)

Team shots	Goals	Saved	Missed	Post	Blocked	Total	Efficiency
7m shots	3	0	0	0	0	3/3	100%
6m shots	10	4	1	0	0	10/15	67%
9m shots	9	4	1	1	1	9/16	56%
Wing shots	4	3	0	0	0	4/7	57%
Pivot	2	1	0	0	0	2/3	67%
Fast breaks	4	1	0	0	0	4/5	80%
Breakthrough	9	0	0	0	0	9/9	100%
	32	13	3	1	1	32/49	65%

LEGEND

PV	Pivot shots
FB	All fast breaks
BT	Breakthrough
TF	Technical fault
ST	Steals
BS	Blocked shots
AS	Assist
YC	Yellow cards
2min	2 Minute suspension
RC	Red cards
BC	Blue cards

It is possible in individual cases, that differences between the sum of individual player statistics and team statistics occur. The reason is that due to the speed of a handball game at individual events our scouts can not assign the player data correctly.