



Date: 06/05/26  
 Time: 19:00  
 Match: Round: 3. Matchday, Match ID: 70984302, Season: 25/26  
 Venue: Sporthalle Bruck/Mur  
 Referees: ,


# MATCH-REPORT

HLA Meisterliga

www.hla.at


#GeballteLeidenschaft

ENDED



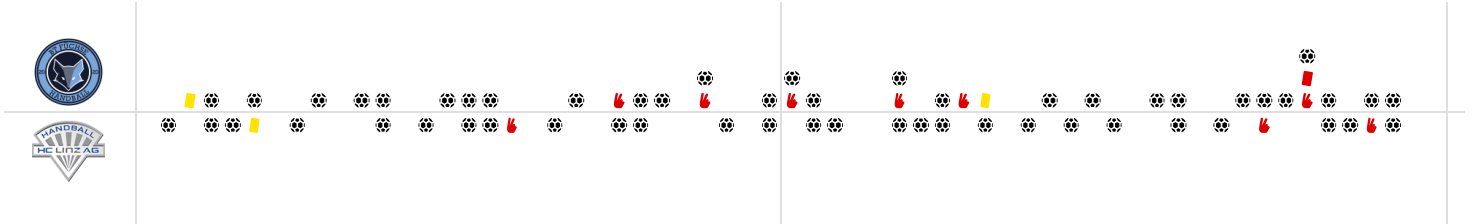
**HC BT-Fuchse**

28 : 27



**HC Linz AG**

( 13 : 13 )



Top scorer: Kosi **9** | 2min: **6** | Top scorer: Fizuleto **11** | 2min: **3**

**SCORING EFFICIENCY: 61%**

Total shots: 46

Goals: 28

Saved: 12

Missed: 5

Post: 4

Blocked: 0

**7M EFFICIENCY**

75%

**3** Goals scored
**4** 7m awarded

Unsuccessful: 34:44 | 94 NEUHOLD (POST)

**SCORING EFFICIENCY: 61%**

Total shots: 44

Goals: 27

Saved: 9

Missed: 7

Post: 3

Blocked: 1

**7M EFFICIENCY**

75%

**3** Goals scored
**4** 7m awarded

Unsuccessful: 19:06 | 33 BOHM (SAVE)

**ATTACK SUCCESS**    **GOALKEEPER EFFICIENCY**    **DEFENDING EFFICIENCY**

60%

**28** Goals scored | **47** Attack\*

31%

**12** Saves | **39** Shots on target

44%

**27** Goals conceded | **48** Attack conceded\*

**DEFENDING EFFICIENCY**    **GOALKEEPER EFFICIENCY**    **ATTACK SUCCESS**

40%

**28** Goals conceded | **47** Attack conceded\*

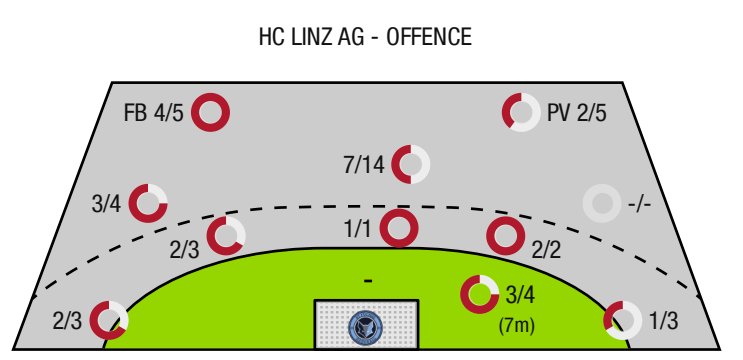
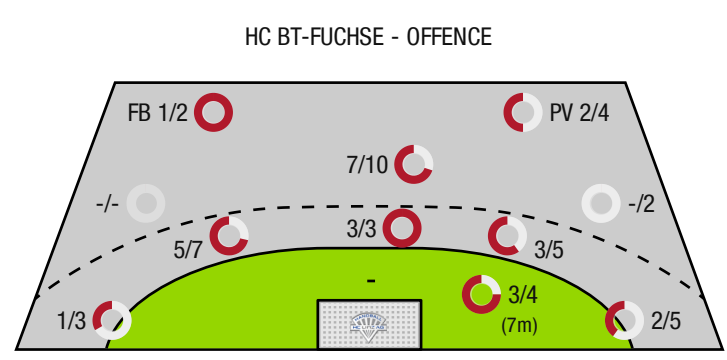
24%

**9** Saves | **37** Shots on target

56%

**27** Goals scored | **48** Attack\*

\*Attack number is incremented on every change of ball possession.



FB - All fast breaks    PV - Pivot shots



HC BT-Fuchse

ENDED

28 : 27

( 13 : 13 )

HC Linz AG



Players			Shots (goals)								Others				Penalties			
No	Name	Pos.	Total	7m	6m	9m	Wing	PV	FB	BT*	TF	ST	BS	AS	YC	2min	RC	BC
24	Mitterdorfer, Julian	TW	-% (0/0)															
46	Kroiss, Jan	TW	-% (0/0)															
2	Meleschnig, Clemens	KM	67% (2/3)					2/3					1	1	1	1		
3	Nenadic, Thomas	RM	-% (0/0)															
4	Philipp, Nenadic	LA	100% (3/3)	2/2			1/1											
13	Tsakouridis, Christoforos	RM	57% (4/7)		2/3	1/3								6		2		
17	Kuhn, Thomas	LA	0% (0/2)				0/2											
23	Wolffger, Christoph	KM	33% (2/6)				2/5		0/1									
25	Kosi, Tilen	RM	82% (9/11)		4/5	4/5			1/1		2			7				
26	Breg, Martin	RA	-% (0/0)											1				
27	Hofstatter, Florian	RM	-% (0/0)															
39	Rastoder, Adel	RL	-% (0/0)															
77	Markusic, Dorian	RM	67% (2/3)		1/1	1/2					1			3		2		
79	Jankovic, Sandro	KM	0% (0/1)					0/1						1				
94	Neuhold, Christoph	RM	60% (6/10)	1/2	4/6	1/2					1			3				
95	Sabazgiraez, Hazbulat	KM	-% (0/0)													1	1	
0A	Lampel, Laura																	
0B	Teras, Benjamin														1			
0C	Santos, Raul																	
0D	Marinovic, Luka																	
			61% (28 /46)	3/4	11/15	7/12	3/8	2/4	1/2	0/0	4	0	1	22	2	6	1	0

A breakthrough (BT) is an additional information for goals that have been achieved from the backcourt. The number of these goals will not be included in the sum of the goals of a player.

Goalkeepers		Shot (saves)							
No	Name	Total	7m	6m	9m	Wing	PV	Fast breaks	Breakthrough
24	Mitterdorfer, Julian	28% (5 /18)	0% (0 /1)	50% (1 /2)	22% (2 /9)	50% (2 /4)	0% (0 /1)	0% (0 /1)	-% (0 /0)
46	Kroiss, Jan	22% (4 /18)	33% (1 /3)	0% (0 /4)	25% (1 /4)	0% (0 /1)	50% (1 /2)	25% (1 /4)	-% (0 /0)
		25% (9 /36)	25% (1 /4)	17% (1 /6)	23% (3 /13)	40% (2 /5)	33% (1 /3)	20% (1 /5)	-% (0 /0)

Team shots	Goals	Saved	Missed	Post	Blocked	Total	Efficiency
7m shots	3	0	0	1	0	3/4	75%
6m shots	11	2	0	2	0	11/15	73%
9m shots	7	3	2	0	0	7/12	58%
Wing shots	3	4	0	1	0	3/8	38%
Pivot	2	2	0	0	0	2/4	50%
Fast breaks	1	1	0	0	0	1/2	50%
Breakthrough	0	0	0	0	0	0/0	NaN%
	28	12	5	4	0	28/46	61%

## LEGEND

PV	Pivot shots
FB	All fast breaks
BT	Breakthrough
TF	Technical fault
ST	Steals
BS	Blocked shots
AS	Assist
YC	Yellow cards
2min	2 Minute suspension
RC	Red cards
BC	Blue cards

It is possible in individual cases, that differences between the sum of individual player statistics and team statistics occur. The reason is that due to the speed of a handball game at individual events our scouts can not assign the player data correctly.



HC BT-Fuchse

ENDED

28 : 27

( 13 : 13 )

HC Linz AG



Players			Shots (goals)								Others				Penalties			
No	Name	Pos.	Total	7m	6m	9m	Wing	PV	FB	BT*	TF	ST	BS	AS	YC	2min	RC	BC
16	Zwickhuber, David	TW	-% (0/0)															
23	Kishou, Aliaksei	TW	-% (0/0)															
3	Mostl, C	RL	25% (1/4)		1/1	0/3								4				
6	Nana Agyapong, Marques	LA	-% (0/0)															
7	Mitterrutzer, Boris	LA	-% (0/0)															
13	Petrovic, Pavle	RR	67% (2/3)		2/2	0/1					3			7				
14	Palan, Fabian	RR	-% (0/0)															
19	Moser, Nils	RA	60% (3/5)			1/1	1/3		1/1					1				
21	Gregoric, Leon	KM	0% (0/1)					0/1								1		
25	Klewein, Simon	RL	-% (0/0)															
26	Fizuleto, Lucijan	RM	92% (11/12)	3/3	1/1	5/6			2/2		1			4	1	1		
33	Bohm, Elmar	LA	50% (3/6)	0/1			2/3		1/2									
67	Bryslawski, F	RL	-% (0/0)											1		1		
92	Stojanovic, Jadranko	KM	50% (2/4)					2/4										
93	Klimavets, Andrei	RL	56% (5/9)		1/2	4/7					1			6				
0A	Berger, Franz																	
0A	Berger, Franz																	
0B	Vunjak, Milan																	
0B	Vunjak, Milan																	
0C	Gierlinger, Manuel																	
0D	Kainz, Franz																	
			61% (27/44)	3/4	5/6	10/18	3/6	2/5	4/5	0/0	5	0	0	23	1	3	0	0

A breakthrough (BT) is an additional information for goals that have been achieved from the backcourt. The number of these goals will not be included in the sum of the goals of a player.

Goalkeepers		Shot (saves)							
No	Name	Total	7m	6m	9m	Wing	PV	Fast breaks	Breakthrough
16	Zwickhuber, David	0% (0/2)	0% (0/1)	0% (0/1)	-% (0/0)	-% (0/0)	-% (0/0)	-% (0/0)	-% (0/0)
23	Kishou, Aliaksei	32% (12/37)	0% (0/2)	17% (2/12)	30% (3/10)	57% (4/7)	50% (2/4)	50% (1/2)	-% (0/0)
		31% (12/39)	0% (0/3)	15% (2/13)	30% (3/10)	57% (4/7)	50% (2/4)	50% (1/2)	-% (0/0)

Team shots	Goals	Saved	Missed	Post	Blocked	Total	Efficiency
7m shots	3	1	0	0	0	3/4	75%
6m shots	5	1	0	0	0	5/6	83%
9m shots	10	3	3	1	1	10/18	56%
Wing shots	3	2	0	1	0	3/6	50%
Pivot	2	1	0	1	0	2/5	40%
Fast breaks	4	1	0	0	0	4/5	80%
Breakthrough	0	0	0	0	0	0/0	NaN%
	27	9	7	3	1	27/44	61%

## LEGEND

PV	Pivot shots
FB	All fast breaks
BT	Breakthrough
TF	Technical fault
ST	Steals
BS	Blocked shots
AS	Assist
YC	Yellow cards
2min	2 Minute suspension
RC	Red cards
BC	Blue cards

It is possible in individual cases, that differences between the sum of individual player statistics and team statistics occur. The reason is that due to the speed of a handball game at individual events our scouts can not assign the player data correctly.