



Date: 06/05/26
 Time: 19:30
 Match: Round: 3. Matchday, Match ID: 70984304, Season: 25/26
 Venue: Sporthalle Krems
 Referees: ,

MATCH-REPORT

HLA Meisterliga

www.hla.at

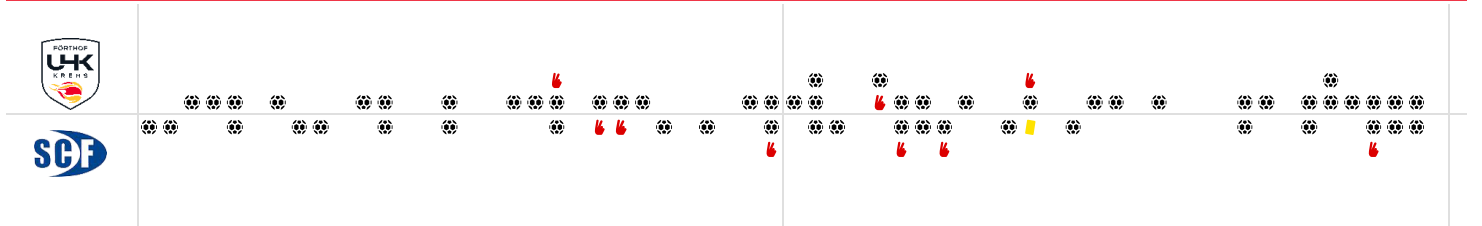
#GeballteLeidenschaft

ENDED

35 : 23

(15 : 11)

SC Ferlach



Top scorer: Bergemann **9** | 2min: **3**

Top scorer: Perkusic **7** | 2min: **6**

SCORING EFFICIENCY: **80%**

Total shots: 44

Goals: 35

Saved: 6

Missed: 2

Post: 3

Blocked: 0

7M EFFICIENCY

88%

7
8

Goals scored | 7m awarded

Unsuccessful:
06:45 | 27 BERGEMANN (BAR)

7M EFFICIENCY

80%

4
5

Goals scored | 7m awarded

Unsuccessful:
23:37 | 10 PERKUSIC (SAVE)

SCORING EFFICIENCY: **48%**

Total shots: 48

Goals: 23

Saved: 18

Missed: 5

Post: 2

Blocked: 2

ATTACK SUCCESS

65%

35
54

Goals scored | Attack*

GOALKEEPER EFFICIENCY

21%

6
29

Saves | Shots on target

DEFENDING EFFICIENCY

57%

23
54

Goals conceded | Attack conceded*

DEFENDING EFFICIENCY

35%

35
54

Goals conceded | Attack conceded*

GOALKEEPER EFFICIENCY

34%

18
53

Saves | Shots on target

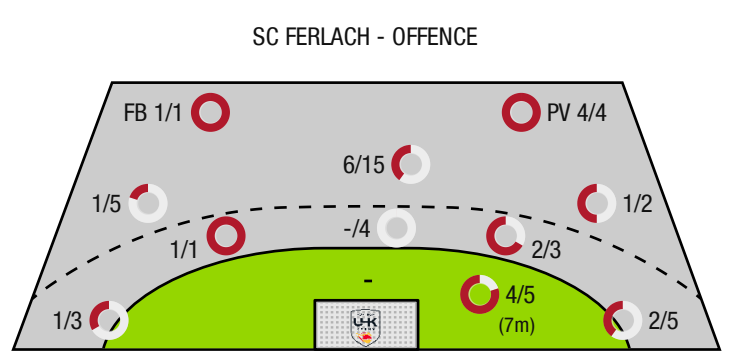
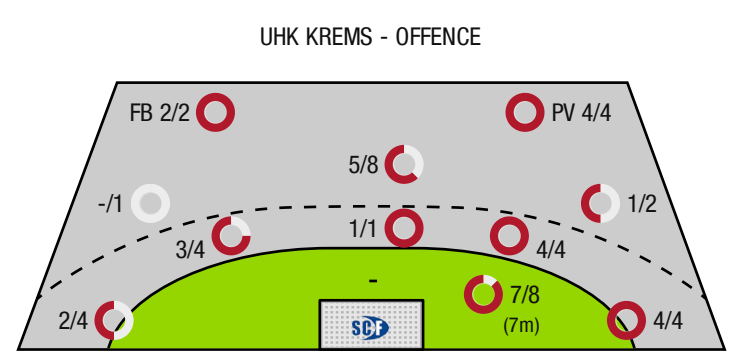
ATTACK SUCCESS

43%

23
54

Goals scored | Attack*

*Attack number is incremented on every change of ball possession.



FB - All fast breaks | PV - Pivot shots



UHK Krems

ENDED

35 : 23

(15 : 11)

SC Ferlach



Players			Shots (goals)								Others				Penalties			
No	Name	Pos.	Total	7m	6m	9m	Wing	PV	FB	BT*	TF	ST	BS	AS	YC	2min	RC	BC
22	Domevscek, Lukas	TW	-% (0/0)															
38	Hollerer, Matthias	TW	-% (0/0)											2				
2	Stradinger, Max	RL	100% (2/2)		1/1	1/1				1/1			1					
5	Hellerschmid, Fabian	LA	50% (1/2)				1/2											
6	Hofmann, Peter	RM	100% (2/2)			1/1	1/1							1				
7	Gaydusek, Marc	RA	100% (2/2)				1/1		1/1									
10	Auss, Tobias	LA	75% (3/4)		1/1	1/2				1/1	1	1		1				
14	Rudischer, Benedikt	LA	50% (2/4)		0/1		1/2		1/1							1		
15	Hasecic, Kenan	KM	100% (3/3)					3/3										
19	Knez, Domen	RL	67% (2/3)		2/2	0/1				2/2	2		1			1		
25	Kastenhuber, Laurenz Leon	KM	100% (1/1)					1/1			1							
27	Bergemann, Thies	RA	90% (9/10)	7/8			2/2					1		1				
28	Munzinger, Luca	RR	67% (2/3)			2/3					1					1		
32	Hofmann, Paul	RL	100% (1/1)		1/1					1/1				1				
37	Teubert, Marian	RM	67% (4/6)		3/3	1/3				3/3	4	1		5				
0	Stradinger, Max																	
0A	Filzwieser, Wolfgang																	
0B	Thaqi, Ibish																	
0C	Feichtinger, Sebastian																	
0D	Nachtnebel, Claudia																	
			80% (35/44)	7/8	8/9	6/11	6/8	4/4	2/2	8/8	9	3	2	11	0	3	0	0

A breakthrough (BT) is an additional information for goals that have been achieved from the backcourt. The number of these goals will not be included in the sum of the goals of a player.

Goalkeepers		Shot (saves)							
No	Name	Total	7m	6m	9m	Wing	PV	Fast breaks	Breakthrough
22	Domevscek, Lukas	50% (16/32)	33% (1/3)	100% (2/2)	53% (9/17)	67% (4/6)	0% (0/3)	0% (0/1)	-% (0/0)
38	Hollerer, Matthias	22% (2/9)	0% (0/2)	25% (1/4)	100% (1/1)	0% (0/1)	0% (0/1)	-% (0/0)	0% (0/3)
		44% (18/41)	20% (1/5)	50% (3/6)	56% (10/18)	57% (4/7)	0% (0/4)	0% (0/1)	0% (0/3)

Team shots	Goals	Saved	Missed	Post	Blocked	Total	Efficiency						
7m shots	7	0	0	1	0	7/8	88%						
6m shots	8	1	0	0	0	8/9	89%						
9m shots	6	3	0	2	0	6/11	55%						
Wing shots	6	2	0	0	0	6/8	75%						
Pivot	4	0	0	0	0	4/4	100%						
Fast breaks	2	0	0	0	0	2/2	100%						
Breakthrough	8	0	0	0	0	8/8	100%						
							35	6	2	3	0	35/44	80%

LEGEND

PV	Pivot shots
FB	All fast breaks
BT	Breakthrough
TF	Technical fault
ST	Steals
BS	Blocked shots
AS	Assist
YC	Yellow cards
2min	2 Minute suspension
RC	Red cards
BC	Blue cards

It is possible in individual cases, that differences between the sum of individual player statistics and team statistics occur. The reason is that due to the speed of a handball game at individual events our scouts can not assign the player data correctly.



UHK Krems

ENDED

35 : 23

(15 : 11)

SC Ferlach



Players			Shots (goals)								Others				Penalties			
No	Name	Pos.	Total	7m	6m	9m	Wing	PV	FB	BT*	TF	ST	BS	AS	YC	2min	RC	BC
1	Dobaj, Gasper	TW	-% (0/0)															
96	Konecny, Michal Martin	TW	-% (0/0)															
6	Krobath, Leander	RL	-% (0/0)								1					1		
8	Knapp, Simon	KM	100% (1/1)					1/1										
10	Perkusic, Toni	RR	64% (7/11)	4/5	0/1	3/5								1				
13	Gysin, David	RR	33% (1/3)		1/3					1/1								
15	Besser, Noel	RL	0% (0/1)			0/1												
17	Kelih, Markus	RM	33% (1/3)		1/1	0/2				1/1	1							
21	Gartner, Tine	RA	50% (2/4)				1/3		1/1								1	
25	Ploner, Florian	LA	33% (1/3)				1/3				2						1	
27	Pernovsek, Luka	RA	50% (1/2)				1/2				1							
50	Gonzalez-Martinez, Adonis	RM	50% (1/2)		1/1	0/1				1/1	1			2			1	
57	Leban, Patrik	RM	33% (2/6)		0/1	2/5					2			4				
81	Milicevic, Adrian	KM	75% (3/4)		0/1			3/3			2						2	
93	Nosan, Blaz	RM	38% (3/8)			3/8												
0A	Barisic, Miro																	
0B	Begus, Robert														1			
0C	Holz, Christoph																	
0D	Wuzella, Stefan																	
			48% (23/48)	4/5	3/8	8/22	3/8	4/4	1/1	3/3	10	0	0	7	1	6	0	0

A breakthrough (BT) is an additional information for goals that have been achieved from the backcourt. The number of these goals will not be included in the sum of the goals of a player.

Goalkeepers		Shot (saves)							
No	Name	Total	7m	6m	9m	Wing	PV	Fast breaks	Breakthrough
1	Dobaj, Gasper	18% (3/17)	0% (0/3)	25% (1/4)	33% (2/6)	0% (0/3)	-% (0/0)	0% (0/1)	0% (0/3)
96	Konecny, Michal Martin	14% (3/22)	0% (0/4)	0% (0/5)	33% (1/3)	40% (2/5)	0% (0/4)	0% (0/1)	0% (0/5)
		15% (6/39)	0% (0/7)	11% (1/9)	33% (3/9)	25% (2/8)	0% (0/4)	0% (0/2)	0% (0/8)

Team shots	Goals	Saved	Missed	Post	Blocked	Total	Efficiency
7m shots	4	1	0	0	0	4/5	80%
6m shots	3	3	0	1	1	3/8	38%
9m shots	8	10	2	1	1	8/22	36%
Wing shots	3	4	0	0	0	3/8	38%
Pivot	4	0	0	0	0	4/4	100%
Fast breaks	1	0	0	0	0	1/1	100%
Breakthrough	3	0	0	0	0	3/3	100%
		23	18	5	2	23/48	48%

LEGEND

PV	Pivot shots
FB	All fast breaks
BT	Breakthrough
TF	Technical fault
ST	Steals
BS	Blocked shots
AS	Assist
YC	Yellow cards
2min	2 Minute suspension
RC	Red cards
BC	Blue cards

It is possible in individual cases, that differences between the sum of individual player statistics and team statistics occur. The reason is that due to the speed of a handball game at individual events our scouts can not assign the player data correctly.