



Date: 02/05/26  
 Time: 18:30  
 Match: Round: 1. Matchday, Match ID: 71034714, Season: 25/26  
 Venue: Weinviertelarena  
 Referees: ,

# MATCH-REPORT

HLA Meisterliga

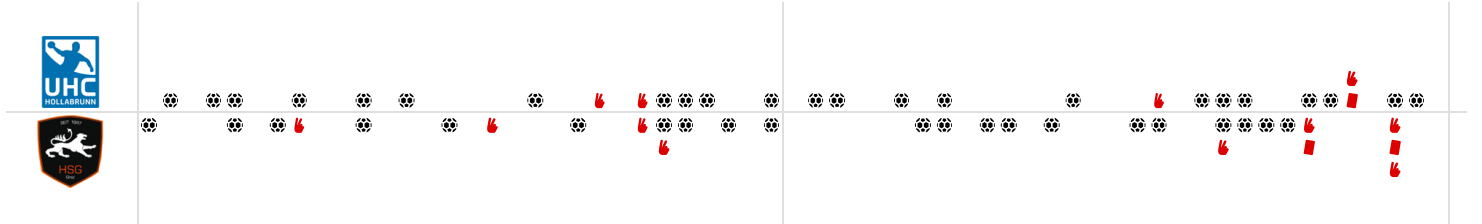
www.hla.at

#GeballteLeidenschaft

ENDED

## 23 : 21

( 11 : 10 )



Top scorer: Cirar **8**      2min: **4**      Top scorer: Belos **9**      2min: **8**

**SCORING EFFICIENCY: 59%**

Total shots: 39

Goals: 23

Saved: 13

Missed: 3

Post: 1

Blocked: 0

**7M EFFICIENCY**

**33%**

**1**

Goals scored

**3**

7m awarded

Unsuccessful:  
 28:22 | 19 GAL (SAVE)  
 31:17 | 44 CIRAR (SAVE)

**SCORING EFFICIENCY: 58%**

Total shots: 36

Goals: 21

Saved: 8

Missed: 6

Post: 3

Blocked: 0

**7M EFFICIENCY**

**75%**

**6**

Goals scored

**8**

7m awarded

Unsuccessful:  
 22:33 | 15 OFFNER (SAVE)  
 23:08 | 23 BELOS (POST)

**ATTACK SUCCESS**      **GOALKEEPER EFFICIENCY**      **DEFENDING EFFICIENCY**

**49%**

**23**  
Goals scored

**47**  
Attack\*

**38%**

**13**  
Saves

**34**  
Shots on target

**55%**

**21**  
Goals conceded

**47**  
Attack conceded\*

**DEFENDING EFFICIENCY**      **GOALKEEPER EFFICIENCY**      **ATTACK SUCCESS**

**51%**

**23**  
Goals conceded

**47**  
Attack conceded\*

**26%**

**8**  
Saves

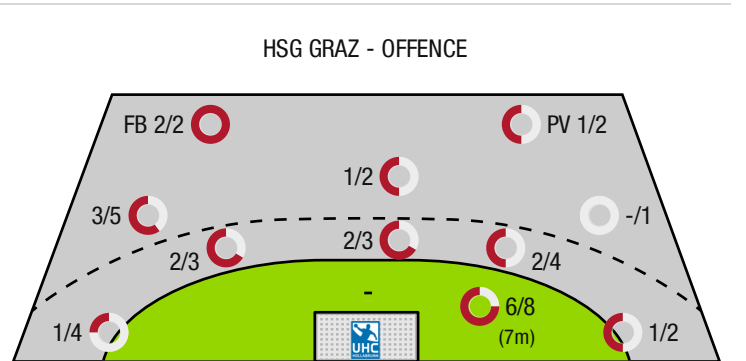
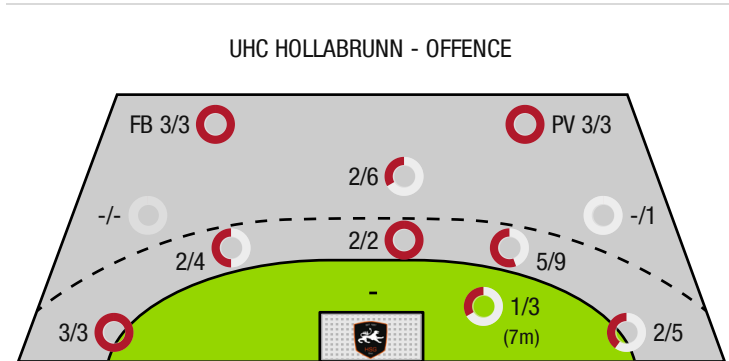
**31**  
Shots on target

**45%**

**21**  
Goals scored

**47**  
Attack\*

\*Attack number is incremented on every change of ball possession.



FB - All fast breaks      PV - Pivot shots



UHC Hollabrunn

ENDED

23 : 21

( 11 : 10 )

HSG Graz



Players			Shots (goals)								Others				Penalties			
No	Name	Pos.	Total	7m	6m	9m	Wing	PV	FB	BT*	TF	ST	BS	AS	YC	2min	RC	BC
36	Fabry, Samuel	TW	-% (0/0)															
62	Nimanaj, Arianit	TW	-% (0/0)															
3	Irlacher, Felix	RA	100% (1/1)		1/1													
4	Furst, Moritz	LA	-% (0/0)															
5	Parzer, Tobias	KM	100% (1/1)					1/1				1				3	1	
6	Weiss, Paul	RA	-% (0/0)															
7	Radjenovic, Rade	RM	0% (0/3)		0/2	0/1				0/2	2			2				
9	Simic, Ante	RL	33% (2/6)		1/2	1/4				1/1				1				
11	Falthansl-Scheinecker, Florian	LA	100% (5/5)		1/1		3/3		1/1									
19	Gal, Kristof	RL	33% (1/3)	1/2	0/1					0/1								
20	Lorenz, Fabian	RL	-% (0/0)															
22	Safranko, Rudolf Zvonimir	RM	-% (0/0)								3			2				
44	Cirar, Gal	RA	62% (8/13)	0/1	4/5		2/5	1/1	1/1		1	2						
63	Jovanovic, Mladan	RM	67% (4/6)		2/3	1/2			1/1	2/2	2	1		1				
99	Arsenovski, Filip	KM	100% (1/1)					1/1			1			2		1		
0C	Forrai, Daniel																	
0	Irlacher, Felix																	
0A	Gedinger, Gerhard																	
0B	Mitkov, Vlatko																	
			59% (23/39)	1/3	9/15	2/7	5/8	3/3	3/3	3/6	9	4	0	8	0	4	1	0

A breakthrough (BT) is an additional information for goals that have been achieved from the backcourt. The number of these goals will not be included in the sum of the goals of a player.

Goalkeepers		Shot (saves)							
No	Name	Total	7m	6m	9m	Wing	PV	Fast breaks	Breakthrough
36	Fabry, Samuel	29% (8/28)	17% (1/6)	25% (2/8)	33% (2/6)	50% (2/4)	50% (1/2)	0% (0/2)	25% (2/8)
62	Nimanaj, Arianit	0% (0/1)	0% (0/1)	-% (0/0)	-% (0/0)	-% (0/0)	-% (0/0)	-% (0/0)	-% (0/0)
		28% (8/29)	14% (1/7)	25% (2/8)	33% (2/6)	50% (2/4)	50% (1/2)	0% (0/2)	25% (2/8)

Team shots	Goals	Saved	Missed	Post	Blocked	Total	Efficiency	
7m shots	1	2	0	0	0	1/3	33%	
6m shots	9	6	0	0	0	9/15	60%	
9m shots	2	3	2	0	0	2/7	29%	
Wing shots	5	2	0	1	0	5/8	63%	
Pivot	3	0	0	0	0	3/3	100%	
Fast breaks	3	0	0	0	0	3/3	100%	
Breakthrough	3	3	0	0	0	3/6	50%	
		23	13	3	1	0	23/39	59%

## LEGEND

PV	Pivot shots
FB	All fast breaks
BT	Breakthrough
TF	Technical fault
ST	Steals
BS	Blocked shots
AS	Assist
YC	Yellow cards
2min	2 Minute suspension
RC	Red cards
BC	Blue cards

It is possible in individual cases, that differences between the sum of individual player statistics and team statistics occur. The reason is that due to the speed of a handball game at individual events our scouts can not assign the player data correctly.



UHC Hollabrunn

ENDED

23 : 21

( 11 : 10 )

HSG Graz



Players			Shots (goals)								Others				Penalties			
No	Name	Pos.	Total	7m	6m	9m	Wing	PV	FB	BT*	TF	ST	BS	AS	YC	2min	RC	BC
12	Eichberger,Thomas	TW	-% (0/0)															
16	Kolouch,Maximilian	TW	-% (0/0)															
7	Galina,Matej	RR	43% (3/7)		3/4	0/2	0/1			3/4	2							
10	Kelich,Max	KM	50% (1/2)					1/2								1		
13	Sonnleitner,Simon	RR	-% (0/0)															
14	Hofer,Markus	LA	-% (0/0)															
15	Offner,Paul	LA	44% (4/9)	2/3	0/1		1/4		1/1									
19	Rosenberger,Paul	RR	-% (0/0)															
23	Belos,Nemanja	RL	75% (9/12)	4/5	2/3	3/4				2/3	4							
24	Schimmel,Florian	RR	-% (0/0)													1		
29	Schweighofer,Lukas	KM	0% (0/1)			0/1					1							
30	Schranz,Kilian	RM	-% (0/0)								1			1				
32	Kotar,Matic	RM	100% (2/2)		1/1	1/1				1/1	2			1				
35	Juranic,Jura Egon	RL	-% (0/0)													3	1	
77	Jensterle,Jurij	RR	67% (2/3)		0/1		1/1		1/1							3	1	
93	Damjanoski,Borjan	RM	-% (0/0)															
0A	Kocic,Amel																	
0B	Arnaudovski,Risto																	
0C	Ruzicka,Wolfgang																	
0D	Pottinger,Bernd																	
			58% (21 /36)	6/8	6/10	4/8	2/6	1/2	2/2	6/8	10	0	0	2	0	8	2	0

A breakthrough (BT) is an additional information for goals that have been achieved from the backcourt. The number of these goals will not be included in the sum of the goals of a player.

Goalkeepers		Shot (saves)							
No	Name	Total	7m	6m	9m	Wing	PV	Fast breaks	Breakthrough
12	Eichberger,Thomas	37% (13 /35)	67% (2 /3)	43% (6 /14)	60% (3 /5)	29% (2 /7)	0% (0 /3)	0% (0 /3)	50% (3 /6)
16	Kolouch,Maximilian	-% (0 /0)	-% (0 /0)	-% (0 /0)	-% (0 /0)	-% (0 /0)	-% (0 /0)	-% (0 /0)	-% (0 /0)
		37% (13 /35)	67% (2 /3)	43% (6 /14)	60% (3 /5)	29% (2 /7)	0% (0 /3)	0% (0 /3)	50% (3 /6)

Team shots	Goals	Saved	Missed	Post	Blocked	Total	Efficiency
7m shots	6	1	0	1	0	6/8	75%
6m shots	6	2	0	2	0	6/10	60%
9m shots	4	2	2	0	0	4/8	50%
Wing shots	2	2	0	0	0	2/6	33%
Pivot	1	1	0	0	0	1/2	50%
Fast breaks	2	0	0	0	0	2/2	100%
Breakthrough	6	2	0	0	0	6/8	75%
	21	8	6	3	0	21/36	58%

## LEGEND

PV	Pivot shots
FB	All fast breaks
BT	Breakthrough
TF	Technical fault
ST	Steals
BS	Blocked shots
AS	Assist
YC	Yellow cards
2min	2 Minute suspension
RC	Red cards
BC	Blue cards

It is possible in individual cases, that differences between the sum of individual player statistics and team statistics occur. The reason is that due to the speed of a handball game at individual events our scouts can not assign the player data correctly.