



Date: 05/05/26
 Time: 19:00
 Match: Round: 2. Matchday, Match ID: 71034716, Season: 25/26
 Venue: Raiffeisen Sportpark
 Referees: ,

MATCH-REPORT

HLA Meisterliga

www.hla.at

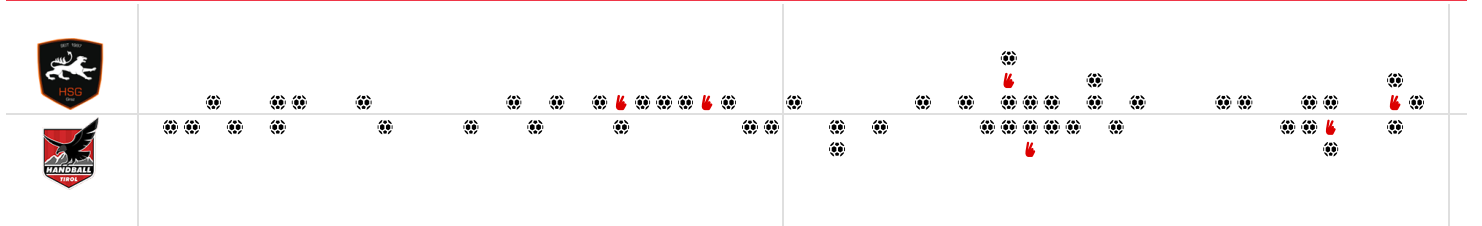
#GeballteLeidenschaft

ENDED

27 : 23

(11 : 10)

Handball Tirol



Top scorer: Belos **8** 2min: **4** Top scorer: Peric **7** 2min: **2**

SCORING EFFICIENCY: 63%

7M EFFICIENCY

Total shots: 43

Goals: 27

Saved: 13

Missed: 3

Post: 2

Blocked: 0

100%

Goals scored: 1 | 7m awarded: 1

Unsuccessful: 0

SCORING EFFICIENCY: 57%

7M EFFICIENCY

Total shots: 40

Goals: 23

Saved: 8

Missed: 8

Post: 3

Blocked: 1

57%

Goals scored: 4 | 7m awarded: 7

Unsuccessful: 3

08:04 | 17 PERIC (2) (SAVE)
 20:15 | 8 SPENDIER (SAVE)
 27:41 | 17 PERIC (2) (SAVE)

ATTACK SUCCESS **GOALKEEPER EFFICIENCY** **DEFENDING EFFICIENCY**

54%

Goals scored: 27 | Attack*: 50

36%

Saves: 13 | Shots on target: 36

55%

Goals conceded: 23 | Attack conceded*: 51

DEFENDING EFFICIENCY **GOALKEEPER EFFICIENCY** **ATTACK SUCCESS**

46%

Goals conceded: 27 | Attack conceded*: 50

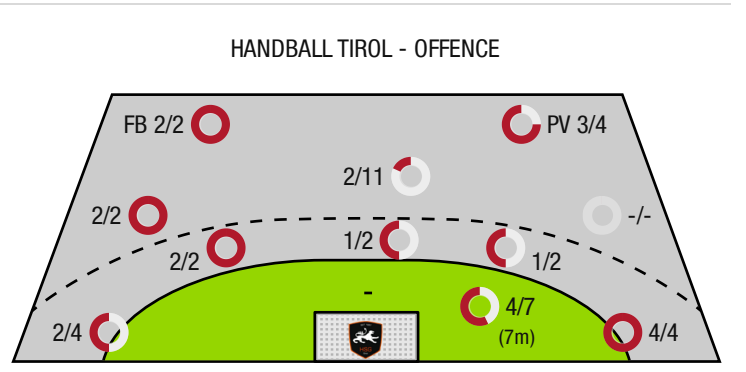
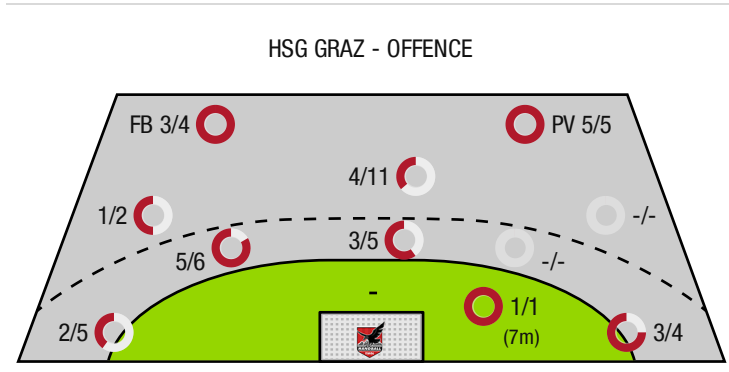
23%

Saves: 8 | Shots on target: 35

45%

Goals scored: 23 | Attack*: 51

*Attack number is incremented on every change of ball possession.



FB - All fast breaks PV - Pivot shots



HSG Graz

ENDED

27 : 23

(11 : 10)

Handball Tirol



Players			Shots (goals)								Others				Penalties			
No	Name	Pos.	Total	7m	6m	9m	Wing	PV	FB	BT*	TF	ST	BS	AS	YC	2min	RC	BC
12	Eichberger,Thomas	TW	-% (0/0)															
16	Kolouch,Maximilian	TW	-% (0/0)															
6	Rosenberger, Jakob	RM	-% (0/0)															
7	Galina, Matej	RR	0% (0/1)			0/1												
10	Kelich, Max	KM	100% (3/3)					3/3								1		
14	Hofer, Markus	LA	40% (2/5)		1/1		1/4						1					
15	Offner, Paul	LA	86% (6/7)	1/1	0/1		1/1	1/1	3/3			1				1		
19	Rosenberger, Paul	RR	-% (0/0)															
23	Belos, Nemanja	RL	62% (8/13)		3/3	5/10				3/3	4			4				
24	Schimmel, Florian	RR	-% (0/0)															
29	Schweighofer, Lukas	KM	100% (1/1)					1/1										
30	Schranz, Kilian	RM	100% (1/1)		1/1					1/1	1			3		1		
32	Kotar, Matic	RM	33% (2/6)		2/4	0/2				2/2	4			4				
35	Juranic, Jura Egon	RL	100% (1/1)		1/1					1/1	1							
77	Jensterle, Jurij	RR	60% (3/5)				3/4		0/1					1		1		
93	Damjanoski, Borjan	RM	-% (0/0)															
0A	Kocic, Amel																	
0B	Arnaudovski, Risto																	
0C	Vurcer, Matthias																	
0D	Ruzicka, Wolfgang																	
			63% (27 /43)	1/1	8/11	5/13	5/9	5/5	3/4	7/7	10	1	1	12	0	4	0	0

A breakthrough (BT) is an additional information for goals that have been achieved from the backcourt. The number of these goals will not be included in the sum of the goals of a player.

Goalkeepers		Shot (saves)							
No	Name	Total	7m	6m	9m	Wing	PV	Fast breaks	Breakthrough
12	Eichberger,Thomas	27% (8 /30)	43% (3 /7)	20% (1 /5)	33% (2 /6)	17% (1 /6)	25% (1 /4)	0% (0 /2)	0% (0 /3)
16	Kolouch,Maximilian	-% (0 /0)	-% (0 /0)	-% (0 /0)	-% (0 /0)	-% (0 /0)	-% (0 /0)	-% (0 /0)	-% (0 /0)
		27% (8 /30)	43% (3 /7)	20% (1 /5)	33% (2 /6)	17% (1 /6)	25% (1 /4)	0% (0 /2)	0% (0 /3)

Team shots	Goals	Saved	Missed	Post	Blocked	Total	Efficiency
7m shots	1	0	0	0	0	1/1	100%
6m shots	8	3	0	0	0	8/11	73%
9m shots	5	6	1	1	0	5/13	38%
Wing shots	5	4	0	0	0	5/9	56%
Pivot	5	0	0	0	0	5/5	100%
Fast breaks	3	0	0	1	0	3/4	75%
Breakthrough	7	0	0	0	0	7/7	100%
	27	13	3	2	0	27/43	63%

LEGEND

PV	Pivot shots
FB	All fast breaks
BT	Breakthrough
TF	Technical fault
ST	Steals
BS	Blocked shots
AS	Assist
YC	Yellow cards
2min	2 Minute suspension
RC	Red cards
BC	Blue cards

It is possible in individual cases, that differences between the sum of individual player statistics and team statistics occur. The reason is that due to the speed of a handball game at individual events our scouts can not assign the player data correctly.



HSG Graz

ENDED

27 : 23

(11 : 10)

Handball Tirol



Players			Shots (goals)								Others				Penalties			
No	Name	Pos.	Total	7m	6m	9m	Wing	PV	FB	BT*	TF	ST	BS	AS	YC	2min	RC	BC
12	Alber, Tobias	TW	-% (0/0)															
52	Tanic, Boris	TW	-% (0/0)															
3	Kandolf, Thomas	RR	0% (0/1)			0/1					1			1				
5	Hiemstra, Jelte	RM	-% (0/0)															
6	Petrusic, Emanuel	KM	100% (3/3)					2/2	1/1		1							
8	Spendier, Sebastian	RM	60% (3/5)	1/2		2/3								2				
17	Peric, Filip	RA	70% (7/10)	1/3	1/2		4/4		1/1		1							
19	Medic, Petar	RR	71% (5/7)	2/2	1/1	2/4				2/2	1			1				
22	Lechleitner, Luca	RR	0% (0/1)			0/1					1							
26	Miskovez, Michael	RR	40% (2/5)		2/3	0/2				1/1						2		
32	Grothues, Tobias	RL	-% (0/0)															
35	Wagner, Thomas	RM	0% (0/1)			0/1					2			1				
47	Benjamin, Erhard	LA	-% (0/0)															
77	Prader, Lukas	LA	50% (2/4)				2/4											
97	Kofler, Samuel	KM	50% (1/2)					1/2			1							
99	Demmerer, Johannes	RR	0% (0/1)			0/1												
0A	Riemann, Benjamin																	
0B	Jauernik, Christoph																	
			57% (23 /40)	4/7	4/6	4/13	6/8	3/4	2/2	3/3	9	0	0	5	0	2	0	0

A breakthrough (BT) is an additional information for goals that have been achieved from the backcourt. The number of these goals will not be included in the sum of the goals of a player.

Goalkeepers		Shot (saves)							
No	Name	Total	7m	6m	9m	Wing	PV	Fast breaks	Breakthrough
12	Alber, Tobias	25% (2 /8)	-% (0 /0)	25% (1 /4)	0% (0 /1)	33% (1 /3)	-% (0 /0)	-% (0 /0)	0% (0 /2)
52	Tanic, Boris	34% (11 /32)	0% (0 /1)	29% (2 /7)	60% (6 /10)	50% (3 /6)	0% (0 /5)	0% (0 /3)	0% (0 /5)
		33% (13 /40)	0% (0 /1)	27% (3 /11)	55% (6 /11)	44% (4 /9)	0% (0 /5)	0% (0 /3)	0% (0 /7)

Team shots	Goals	Saved	Missed	Post	Blocked	Total	Efficiency	
7m shots	4	3	0	0	0	4/7	57%	
6m shots	4	1	0	1	0	4/6	67%	
9m shots	4	2	5	1	1	4/13	31%	
Wing shots	6	1	0	1	0	6/8	75%	
Pivot	3	1	0	0	0	3/4	75%	
Fast breaks	2	0	0	0	0	2/2	100%	
Breakthrough	3	0	0	0	0	3/3	100%	
		23	8	8	3	1	23/40	57%

LEGEND

PV	Pivot shots
FB	All fast breaks
BT	Breakthrough
TF	Technical fault
ST	Steals
BS	Blocked shots
AS	Assist
YC	Yellow cards
2min	2 Minute suspension
RC	Red cards
BC	Blue cards

It is possible in individual cases, that differences between the sum of individual player statistics and team statistics occur. The reason is that due to the speed of a handball game at individual events our scouts can not assign the player data correctly.