



Date: 09/05/26
 Time: 18:30
 Match: Round: 3. Matchday, Match ID: 71034720, Season: 25/26
 Venue: Handballarena Rieden-Vorkloster
 Referees: ,


MATCH-REPORT

HLA Meisterliga

www.hla.at

#GeballteLeidenschaft


ENDED

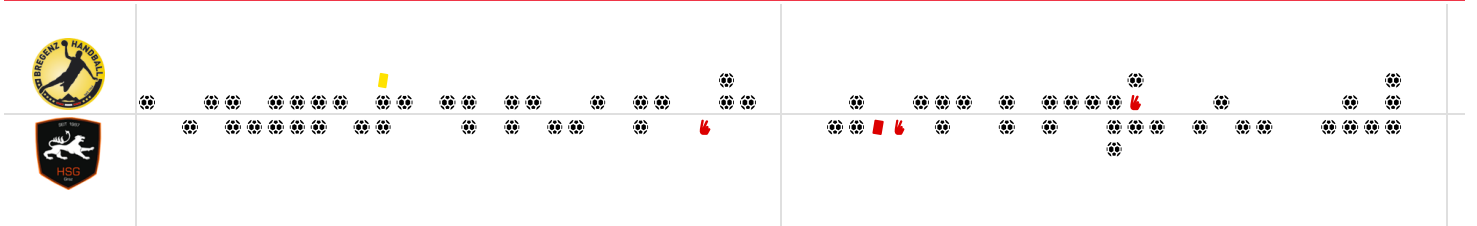


Bregenz Handball

33 : 29
 (19 : 13)

HSG Graz





Top scorer: Dumcius **9** | 2min: **1** | Top scorer: Kotar **6** | 2min: **2**

SCORING EFFICIENCY: 69%

Total shots: 48

Goals: 33

Saved: 9

Missed: 5

Post: 1

Blocked: 1

7M EFFICIENCY

100%

4
4

Goals scored
7m awarded

Unsuccessful:

SCORING EFFICIENCY: 62%

Total shots: 47

Goals: 29

Saved: 16

Missed: 2

Post: 1

Blocked: 0

7M EFFICIENCY

33%

1
3

Goals scored
7m awarded

Unsuccessful:
 36:38 | 15 OFFNER (SAVE)
 39:10 | 23 BELOS (SAVE)

ATTACK SUCCESS **GOALKEEPER EFFICIENCY** **DEFENDING EFFICIENCY**

62%

33 / 53

Goals scored / Attack*

24%

9 / 38

Saves / Shots on target

45%

29 / 53

Goals conceded / Attack conceded*

DEFENDING EFFICIENCY **GOALKEEPER EFFICIENCY** **ATTACK SUCCESS**

38%

33 / 53

Goals conceded / Attack conceded*

33%

16 / 49

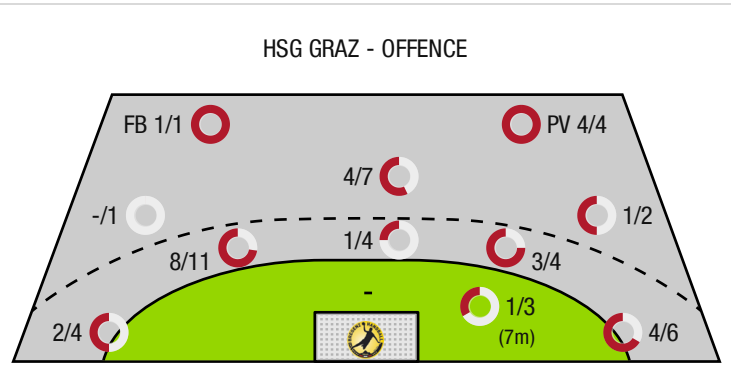
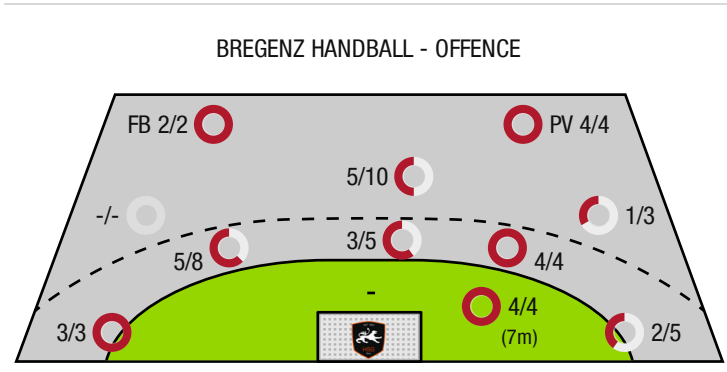
Saves / Shots on target

55%

29 / 53

Goals scored / Attack*

*Attack number is incremented on every change of ball possession.



FB - All fast breaks PV - Pivot shots



Bregenz Handball

ENDED

33 : 29

(19 : 13)

HSG Graz



| Players | | | Shots (goals) | | | | | | | | Others | | | | Penalties | | | |
|---------|-------------------------|------|----------------------|-----|-------|------|------|-----|-----|-----|--------|----|----|----|-----------|------|----|----|
| No | Name | Pos. | Total | 7m | 6m | 9m | Wing | PV | FB | BT* | TF | ST | BS | AS | YC | 2min | RC | BC |
| 12 | Maslan, Benjamin | TW | -% (0/0) | | | | | | | | | | | | | | | |
| 33 | Bergmayer, Jonas | TW | -% (0/0) | | | | | | | | | | | | | | | |
| 2 | Monch, Louis | RM | 63% (5/8) | | 4/5 | 1/3 | | | | 3/3 | 2 | 3 | | 5 | | | | |
| 4 | Drajewski, Jakub | RA | 0% (0/1) | | | | 0/1 | | | | 1 | 1 | | | | | | |
| 6 | Romei, Tommaso | RM | 67% (4/6) | | 0/2 | 1/1 | | 3/3 | | 1/1 | | | | | | | | |
| 7 | Gunther, Niklas | LA | -% (0/0) | | | | | | | | | | | | | | | |
| 9 | Steurer-Wieser, Florian | LA | 83% (5/6) | | 2/3 | | 2/2 | | 1/1 | | | | | | | | | |
| 10 | Bergmayer, Max | KM | -% (0/0) | | | | | | | | | | | | | 1 | | |
| 13 | Dumcius, Mindaugas | RR | 69% (9/13) | 4/4 | 1/1 | 4/8 | | | | 1/1 | 1 | | | 12 | | | | |
| 19 | Rosler, Tobias | RM | -% (0/0) | | | | | | | | | | | | | | | |
| 24 | Ulmer, Lukas | RL | 100% (1/1) | | 1/1 | | | | | 1/1 | 3 | | | | | | | |
| 28 | Predragovic, Srdjan | RR | 71% (5/7) | | 2/2 | | 2/4 | | 1/1 | | | | | | | | | |
| 30 | Svecak, Claudio | LA | 100% (3/3) | | 1/1 | | 1/1 | 1/1 | | | | | | | | | | |
| 57 | Ramic, Dian | RL | 33% (1/3) | | 1/2 | 0/1 | | | | | | | | 1 | | | | |
| 0A | Wassel, Alexander | | | | | | | | | | | | | | | | | |
| 0B | Roth, Michael | | | | | | | | | | | | | | | 1 | | |
| 0C | Gerd, Rainer | | | | | | | | | | | | | | | | | |
| 0D | Brkic, Berin | | | | | | | | | | | | | | | | | |
| | | | 69% (33 / 48) | 4/4 | 12/17 | 6/13 | 5/8 | 4/4 | 2/2 | 6/6 | 7 | 4 | 0 | 18 | 1 | 1 | 0 | 0 |

A breakthrough (BT) is an additional information for goals that have been achieved from the backcourt. The number of these goals will not be included in the sum of the goals of a player.

| Goalkeepers | | Shot (saves) | | | | | | | |
|-------------|------------------|----------------------|--------------------|---------------------|---------------------|---------------------|-------------------|-------------------|-------------------|
| No | Name | Total | 7m | 6m | 9m | Wing | PV | Fast breaks | Breakthrough |
| 12 | Maslan, Benjamin | -% (0 / 0) | -% (0 / 0) | -% (0 / 0) | -% (0 / 0) | -% (0 / 0) | -% (0 / 0) | -% (0 / 0) | -% (0 / 0) |
| 33 | Bergmayer, Jonas | 36% (16 / 45) | 67% (2 / 3) | 29% (5 / 17) | 50% (5 / 10) | 40% (4 / 10) | 0% (0 / 4) | 0% (0 / 1) | 0% (0 / 6) |
| | | 36% (16 / 45) | 67% (2 / 3) | 29% (5 / 17) | 50% (5 / 10) | 40% (4 / 10) | 0% (0 / 4) | 0% (0 / 1) | 0% (0 / 6) |

| Team shots | Goals | Saved | Missed | Post | Blocked | Total | Efficiency |
|--------------|-------|-------|--------|------|---------|--------------|-------------|
| 7m shots | 4 | 0 | 0 | 0 | 0 | 4/4 | 100% |
| 6m shots | 12 | 2 | 1 | 1 | 1 | 12/17 | 71% |
| 9m shots | 6 | 4 | 3 | 0 | 0 | 6/13 | 46% |
| Wing shots | 5 | 3 | 0 | 0 | 0 | 5/8 | 63% |
| Pivot | 4 | 0 | 0 | 0 | 0 | 4/4 | 100% |
| Fast breaks | 2 | 0 | 0 | 0 | 0 | 2/2 | 100% |
| Breakthrough | 6 | 0 | 0 | 0 | 0 | 6/6 | 100% |
| | | 33 | 9 | 5 | 1 | 33/48 | 69% |

LEGEND

| | |
|------|---------------------|
| PV | Pivot shots |
| FB | All fast breaks |
| BT | Breakthrough |
| TF | Technical fault |
| ST | Steals |
| BS | Blocked shots |
| AS | Assist |
| YC | Yellow cards |
| 2min | 2 Minute suspension |
| RC | Red cards |
| BC | Blue cards |

It is possible in individual cases, that differences between the sum of individual player statistics and team statistics occur. The reason is that due to the speed of a handball game at individual events our scouts can not assign the player data correctly.



Bregenz Handball

ENDED

33 : 29

(19 : 13)

HSG Graz



| Players | | | Shots (goals) | | | | | | | | Others | | | | Penalties | | | |
|---------|-----------------------|------|---------------------|-----|-------|------|------|-----|-----|-----|--------|----|----|----|-----------|------|----|----|
| No | Name | Pos. | Total | 7m | 6m | 9m | Wing | PV | FB | BT* | TF | ST | BS | AS | YC | 2min | RC | BC |
| 12 | Eichberger,Thomas | TW | -% (0/0) | | | | | | | | | | | | | | | |
| 16 | Kolouch,Maximilian | TW | -% (0/0) | | | | | | | | | | | | | | | |
| 10 | Kelich,Max | KM | 100% (2/2) | | | | | 2/2 | | | 1 | | | | | | | |
| 14 | Hofer,Markus | LA | 60% (3/5) | | 1/2 | | 2/3 | | | | | | | | | | | |
| 15 | Offner,Paul | LA | 67% (4/6) | 1/2 | 2/2 | | 0/1 | 1/1 | | | | | | | | | | |
| 19 | Rosenberger,Paul | RR | 67% (2/3) | | | | 2/3 | | | | | | | | | | | |
| 23 | Belos,Nemanja | RL | 40% (4/10) | 0/1 | 3/5 | 1/4 | | | | 2/2 | 2 | | | 1 | | | | |
| 24 | Schimmel,Florian | RR | -% (0/0) | | | | | | | | | | | | | | | |
| 29 | Schweighofer,Lukas | KM | 100% (1/1) | | | | | 1/1 | | | | | | | | | | |
| 30 | Schranz,Kilian | RM | 67% (4/6) | | 4/5 | 0/1 | | | | 4/4 | 2 | | 1 | 2 | | | | |
| 32 | Kotar,Matic | RM | 100% (6/6) | | 1/1 | 4/4 | | | 1/1 | | 3 | 1 | | 4 | | | | |
| 33 | Schweighofer,Leonhard | RM | -% (0/0) | | | | | | | | | | | | | | | |
| 35 | Juranic,Jura Egon | RL | 33% (1/3) | | 1/3 | | | | | | | | | 1 | | 1 | | |
| 77 | Jensterle,Jurij | RR | 67% (2/3) | | | | 2/3 | | | | | | | | | | 1 | 1 |
| 93 | Damjanoski,Borjan | RM | 0% (0/2) | | 0/1 | 0/1 | | | | | | | | 1 | | | | |
| 0A | Michael,Shweighofer | | | | | | | | | | | | | | | | | |
| 0B | Arnaudovski,Risto | | | | | | | | | | | | | | | | | |
| | | | 62% (29 /47) | 1/3 | 12/19 | 5/10 | 6/10 | 4/4 | 1/1 | 6/6 | 8 | 1 | 1 | 9 | 0 | 2 | 1 | 0 |

A breakthrough (BT) is an additional information for goals that have been achieved from the backcourt. The number of these goals will not be included in the sum of the goals of a player.

| Goalkeepers | | Shot (saves) | | | | | | | |
|-------------|--------------------|--------------------|------------------|--------------------|--------------------|-------------------|------------------|------------------|------------------|
| No | Name | Total | 7m | 6m | 9m | Wing | PV | Fast breaks | Breakthrough |
| 12 | Eichberger,Thomas | 21% (9 /42) | 0% (0 /4) | 14% (2 /14) | 40% (4 /10) | 38% (3 /8) | 0% (0 /4) | 0% (0 /2) | 0% (0 /6) |
| 16 | Kolouch,Maximilian | -% (0 /0) | -% (0 /0) | -% (0 /0) | -% (0 /0) | -% (0 /0) | -% (0 /0) | -% (0 /0) | -% (0 /0) |
| | | 21% (9 /42) | 0% (0 /4) | 14% (2 /14) | 40% (4 /10) | 38% (3 /8) | 0% (0 /4) | 0% (0 /2) | 0% (0 /6) |

| Team shots | Goals | Saved | Missed | Post | Blocked | Total | Efficiency |
|--------------|-------|-------|--------|------|---------|--------------|-------------|
| 7m shots | 1 | 2 | 0 | 0 | 0 | 1/3 | 33% |
| 6m shots | 12 | 5 | 1 | 1 | 0 | 12/19 | 63% |
| 9m shots | 5 | 5 | 0 | 0 | 0 | 5/10 | 50% |
| Wing shots | 6 | 4 | 0 | 0 | 0 | 6/10 | 60% |
| Pivot | 4 | 0 | 0 | 0 | 0 | 4/4 | 100% |
| Fast breaks | 1 | 0 | 0 | 0 | 0 | 1/1 | 100% |
| Breakthrough | 6 | 0 | 0 | 0 | 0 | 6/6 | 100% |
| | 29 | 16 | 2 | 1 | 0 | 29/47 | 62% |

LEGEND

| | |
|------|---------------------|
| PV | Pivot shots |
| FB | All fast breaks |
| BT | Breakthrough |
| TF | Technical fault |
| ST | Steals |
| BS | Blocked shots |
| AS | Assist |
| YC | Yellow cards |
| 2min | 2 Minute suspension |
| RC | Red cards |
| BC | Blue cards |

It is possible in individual cases, that differences between the sum of individual player statistics and team statistics occur. The reason is that due to the speed of a handball game at individual events our scouts can not assign the player data correctly.