



Date: 23/05/26  
 Time: 19:00  
 Match: Round: 4. Matchday, Match ID: 71034724, Season: 25/26  
 Venue: Raiffeisen Sportpark  
 Referees: ,

# MATCH-REPORT

HLA Meisterliga

www.hla.at

#GeballteLeidenschaft

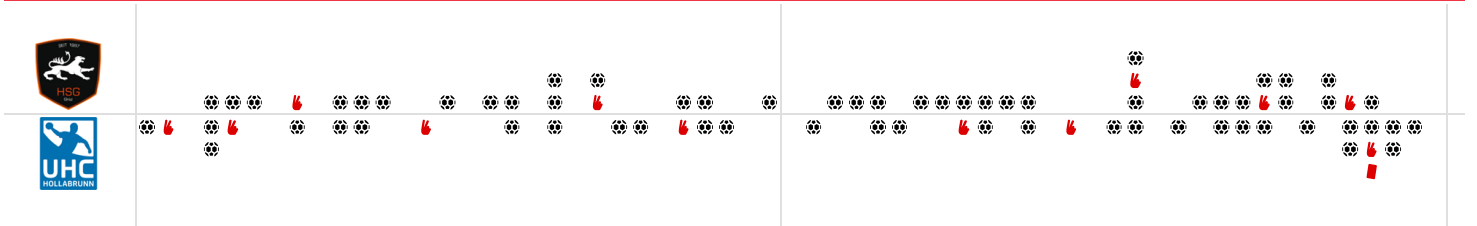
ENDED

## 35 : 30

( 15 : 12 )

HSG Graz

UHC Hollabrunn



Top scorer: Belos **8**

2min: **5**

Top scorer: Jovanovic, Parzer, Simic **5**

2min: **7**

**SCORING EFFICIENCY: 71%**

Total shots: 49

Goals: 35

Saved: 7

Missed: 6

Post: 1

Blocked: 0

**7M EFFICIENCY**

80%

4

5

Goals scored | 7m awarded

Unsuccessful:  
45:40 | 15 OFFNER (OFF)

**SCORING EFFICIENCY: 64%**

Total shots: 47

Goals: 30

Saved: 14

Missed: 3

Post: 1

Blocked: 0

**7M EFFICIENCY**

83%

5

6

Goals scored | 7m awarded

Unsuccessful:  
39:53 | 19 GAL (SAVE)

**ATTACK SUCCESS**

61%

35

57

Goals scored | Attack\*

**GOALKEEPER EFFICIENCY**

19%

7

37

Saves | Shots on target

**DEFENDING EFFICIENCY**

47%

30

57

Goals conceded | Attack conceded\*

**DEFENDING EFFICIENCY**

39%

35

57

Goals conceded | Attack conceded\*

**GOALKEEPER EFFICIENCY**

29%

14

49

Saves | Shots on target

**ATTACK SUCCESS**

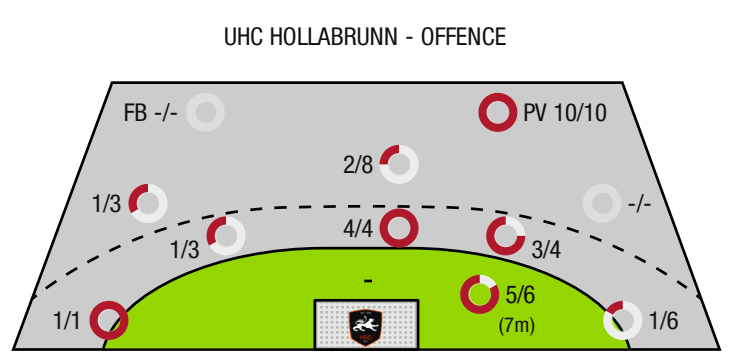
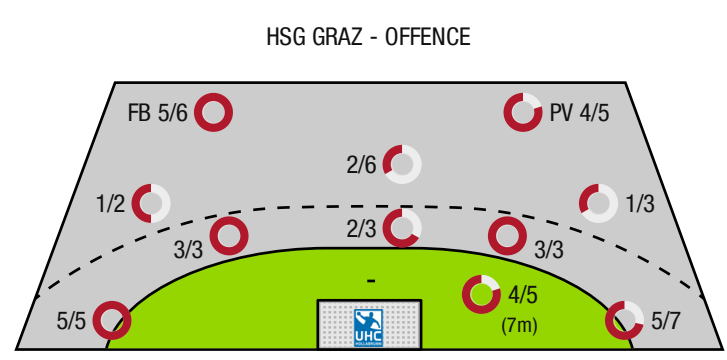
53%

30

57

Goals scored | Attack\*

\*Attack number is incremented on every change of ball possession.



FB - All fast breaks | PV - Pivot shots



HSG Graz

ENDED

35 : 30

( 15 : 12 )

UHC Hollabrunn



Players			Shots (goals)								Others				Penalties			
No	Name	Pos.	Total	7m	6m	9m	Wing	PV	FB	BT*	TF	ST	BS	AS	YC	2min	RC	BC
12	Eichberger, Thomas	TW	0% (0/2)			0/1					1							
16	Kolouch, Maximilian	TW	-% (0/0)															
6	Rosenberger, Jakob	RM	-% (0/0)								2							
10	Kelich, Max	KM	50% (2/4)		0/1			2/3			1							
13	Sonnleitner, Simon	RR	-% (0/0)															
14	Hofer, Markus	LA	100% (2/2)		1/1				1/1	1/1								
15	Offner, Paul	LA	86% (6/7)	2/3			2/2		2/2									
19	Rosenberger, Paul	RR	0% (0/1)				0/1				2							
23	Belos, Nemanja	RL	80% (8/10)	2/2	2/2	2/4	2/2			1/1				6		1		
24	Schimmel, Florian	RR	-% (0/0)															
29	Schweighofer, Lukas	KM	100% (2/2)		1/1			1/1			1							
30	Schranz, Kilian	RM	83% (5/6)		4/4	0/1			1/1	2/2	1			4				
32	Kotar, Matic	RM	33% (1/3)			1/3				1/1				1				
35	Juranic, Jura Egon	RL	100% (3/3)				1/1	1/1	1/1	1/1				1		2		
77	Jensterle, Jurij	RR	75% (6/8)			1/2	5/6				1					1		
93	Damjanoski, Borjan	RM	0% (0/1)						0/1							1		
0A	Kocic, Amel																	
0B	Balomenos, Spyros																	
0C	Ruzicka, Wolfgang																	
			<b>71% (35/49)</b>	4/5	8/9	4/11	10/12	4/5	5/6	6/6	9	0	0	12	0	5	0	0

A breakthrough (BT) is an additional information for goals that have been achieved from the backcourt. The number of these goals will not be included in the sum of the goals of a player.

Goalkeepers		Shot (saves)							
No	Name	Total	7m	6m	9m	Wing	PV	Fast breaks	Breakthrough
12	Eichberger, Thomas	37% (14/38)	25% (1/4)	30% (3/10)	70% (7/10)	60% (3/5)	0% (0/9)	-% (0/0)	14% (1/7)
16	Kolouch, Maximilian	0% (0/5)	0% (0/2)	0% (0/1)	-% (0/0)	-% (0/0)	0% (0/1)	-% (0/0)	-% (0/0)
		<b>33% (14/43)</b>	<b>17% (1/6)</b>	<b>27% (3/11)</b>	<b>70% (7/10)</b>	<b>60% (3/5)</b>	<b>0% (0/10)</b>	<b>-% (0/0)</b>	<b>14% (1/7)</b>

Team shots	Goals	Saved	Missed	Post	Blocked	Total	Efficiency
7m shots	4	0	1	0	0	4/5	80%
6m shots	8	0	1	0	0	8/9	89%
9m shots	4	4	2	1	0	4/11	36%
Wing shots	10	1	0	0	0	10/12	83%
Pivot	4	1	0	0	0	4/5	80%
Fast breaks	5	1	0	0	0	5/6	83%
Breakthrough	6	0	0	0	0	6/6	100%
	35	7	6	1	0	35/49	71%

## LEGEND

PV	Pivot shots
FB	All fast breaks
BT	Breakthrough
TF	Technical fault
ST	Steals
BS	Blocked shots
AS	Assist
YC	Yellow cards
2min	2 Minute suspension
RC	Red cards
BC	Blue cards

It is possible in individual cases, that differences between the sum of individual player statistics and team statistics occur. The reason is that due to the speed of a handball game at individual events our scouts can not assign the player data correctly.



HSG Graz

ENDED

35 : 30

( 15 : 12 )

UHC Hollabrunn



Players			Shots (goals)								Others				Penalties			
No	Name	Pos.	Total	7m	6m	9m	Wing	PV	FB	BT*	TF	ST	BS	AS	YC	2min	RC	BC
36	Fabry, Samuel	TW	100% (1/1)															
62	Nimanaj, Arianit	TW	-% (0/0)															
3	Irlacher, Felix	RA	25% (1/4)				1/4											
4	Furst, Moritz	LA	100% (4/4)	2/2	1/1													
5	Parzer, Tobias	KM	100% (5/5)					5/5			1							
6	Weiss, Paul	RA	-% (0/0)															
7	Radjenovic, Rade	RM	0% (0/1)			0/1					1					2		
9	Simic, Ante	RL	56% (5/9)	1/1	2/2	2/6				3/3	2			3				
11	Falthansl-Scheinecker, Florian	LA	100% (1/1)				1/1											
19	Gal, Kristof	RL	67% (2/3)	2/3							1							
20	Lorenz, Fabian	RL	-% (0/0)															
22	Safranko, Rudolf Zvonimir	RM	33% (2/6)		1/2	1/4				1/1	3			7		2		
44	Cirar, Gal	RA	0% (0/2)				0/2									1		
63	Jovanovic, Mladan	RM	83% (5/6)		4/5			1/1		2/3	1			1				
71	Mitkov, Vlatko	RR	-% (0/0)											1				
99	Arsenovski, Filip	KM	80% (4/5)		0/1			4/4								1	1	
0A	Gedinger, Gerhard																	
0B	Mitkov, Vlatko																	
0C	Forrai, Daniel																	
0D	Wolffhardt, Max																	
			64% (30 / 47)	5/6	8/11	3/11	2/7	10/10	0/0	6/7	9	0	0	12	0	7	1	0

A breakthrough (BT) is an additional information for goals that have been achieved from the backcourt. The number of these goals will not be included in the sum of the goals of a player.

Goalkeepers		Shot (saves)							
No	Name	Total	7m	6m	9m	Wing	PV	Fast breaks	Breakthrough
36	Fabry, Samuel	23% (6 / 26)	0% (0 / 2)	0% (0 / 4)	57% (4 / 7)	0% (0 / 5)	25% (1 / 4)	25% (1 / 4)	0% (0 / 4)
62	Nimanaj, Arianit	6% (1 / 16)	0% (0 / 2)	0% (0 / 4)	0% (0 / 1)	17% (1 / 6)	0% (0 / 1)	0% (0 / 2)	0% (0 / 2)
		17% (7 / 42)	0% (0 / 4)	0% (0 / 8)	50% (4 / 8)	9% (1 / 11)	20% (1 / 5)	17% (1 / 6)	0% (0 / 6)

Team shots	Goals	Saved	Missed	Post	Blocked	Total	Efficiency	
7m shots	5	1	0	0	0	5/6	83%	
6m shots	8	3	0	0	0	8/11	73%	
9m shots	3	7	1	0	0	3/11	27%	
Wing shots	2	3	0	1	0	2/7	29%	
Pivot	10	0	0	0	0	10/10	100%	
Fast breaks	0	0	0	0	0	0/0	NaN%	
Breakthrough	6	1	0	0	0	6/7	86%	
		30	14	3	1	0	30/47	64%

## LEGEND

PV	Pivot shots
FB	All fast breaks
BT	Breakthrough
TF	Technical fault
ST	Steals
BS	Blocked shots
AS	Assist
YC	Yellow cards
2min	2 Minute suspension
RC	Red cards
BC	Blue cards

It is possible in individual cases, that differences between the sum of individual player statistics and team statistics occur. The reason is that due to the speed of a handball game at individual events our scouts can not assign the player data correctly.