



Date: 23/05/26  
 Time: 18:30  
 Match: Round: 4. Matchday, Match ID: 71034726, Season: 25/26  
 Venue: Handballarena Rieden-Vorkloster  
 Referees: ,

# MATCH-REPORT

HLA Meisterliga

www.hla.at

#GeballteLeidenschaft

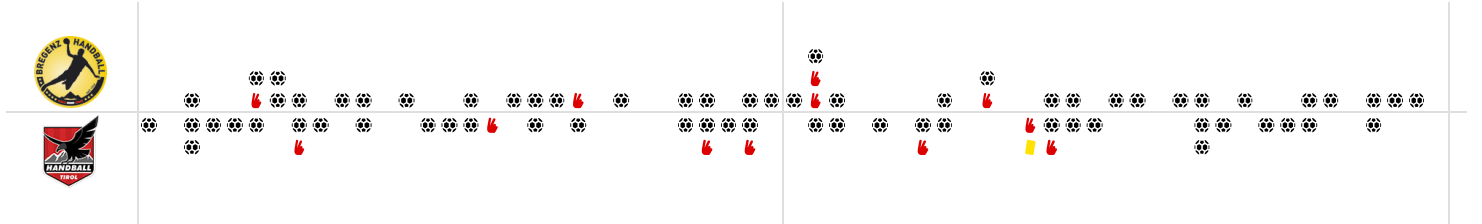
ENDED

## Bregenz Handball

# 34 : 33

( 17 : 18 )

## Handball Tirol



Top scorer: Monch **16** | 2min: **5** | Top scorer: Spendier, Grothues **6** | 2min: **8**

**SCORING EFFICIENCY: 69%** | **7M EFFICIENCY**

Total shots: 49  
 Goals: 34  
 Saved: 11  
 Missed: 1  
 Post: 0  
 Blocked: 3

**75%**

3 Goals scored | 4 7m awarded

Unsuccessful:  
 35:59 | 13 DUMCIUS (SAVE)

**SCORING EFFICIENCY: 69%** | **7M EFFICIENCY**

Total shots: 48  
 Goals: 33  
 Saved: 9  
 Missed: 1  
 Post: 1  
 Blocked: 4

**40%**

2 Goals scored | 5 7m awarded

Unsuccessful:  
 08:16 | 17 PERIC (2) (SAVE)  
 11:08 | 4 SPENDIER (OFF)  
 40:56 | 17 PERIC (2) (SAVE)

**ATTACK SUCCESS** | **GOALKEEPER EFFICIENCY** | **DEFENDING EFFICIENCY**

**63%**

34 Goals scored | 54 Attack\*

**25%**

11 Saves | 44 Shots on target

**40%**

33 Goals conceded | 55 Attack conceded\*

**DEFENDING EFFICIENCY** | **GOALKEEPER EFFICIENCY** | **ATTACK SUCCESS**

**37%**

34 Goals conceded | 54 Attack conceded\*

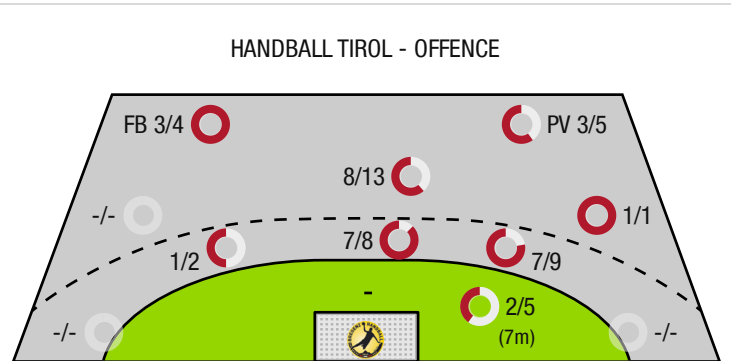
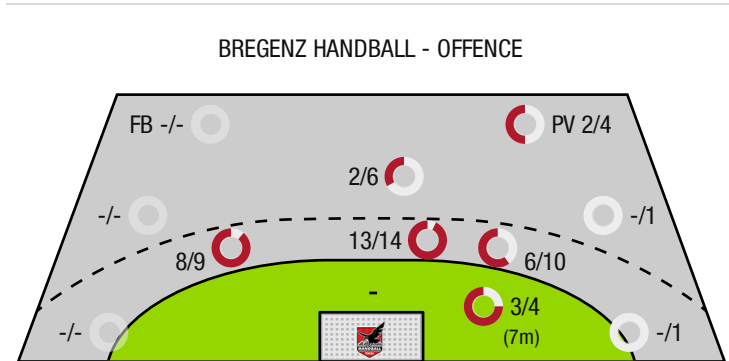
**21%**

9 Saves | 43 Shots on target

**60%**

33 Goals scored | 55 Attack\*

\*Attack number is incremented on every change of ball possession.



FB - All fast breaks | PV - Pivot shots



Bregenz Handball

ENDED

**34 : 33**

( 17 : 18 )

Handball Tirol



Players			Shots (goals)								Others				Penalties			
No	Name	Pos.	Total	7m	6m	9m	Wing	PV	FB	BT*	TF	ST	BS	AS	YC	2min	RC	BC
1	Brkic, Berin	TW	-% (0/0)															
12	Maslan, Benjamin	TW	-% (0/0)															
33	Bergmayer, Jonas	TW	-% (0/0)															
2	Monch, Louis	RM	<b>89%</b> (16/18)	3/3	12/13	1/2				5/5	5			1				
4	Drajewski, Jakub	RA	<b>0%</b> (0/1)		0/1													
6	Romei, Tommaso	RM	<b>67%</b> (2/3)					2/3			1			1		1		
7	Gunther, Niklas	LA	-% (0/0)															
9	Steurer-Wieser, Florian	LA	-% (0/0)															
10	Bergmayer, Max	KM	-% (0/0)										2			2		
13	Dumcius, Mindaugas	RR	<b>58%</b> (7/12)	0/1	7/10	0/1				1/1	2		1	4				
19	Rosler, Tobias	RM	-% (0/0)															
24	Ulmer, Lukas	RL	<b>100%</b> (3/3)		3/3					2/2			1	1		1		
28	Predragovic, Srdjan	RR	<b>50%</b> (3/6)		3/4	0/1	0/1											
30	Svecak, Claudio	LA	<b>100%</b> (2/2)		2/2													
57	Ramic, Dian	RL	<b>25%</b> (1/4)			1/3		0/1								1		
0A	Wassel, Alexander																	
0B	Roth, Michael																	
0C	Gerd, Rainer																	
			<b>69%</b> (34 / 49)	3/4	27/33	2/7	0/1	2/4	0/0	8/8	8	0	4	7	0	5	0	0

A breakthrough (BT) is an additional information for goals that have been achieved from the backcourt. The number of these goals will not be included in the sum of the goals of a player.

Goalkeepers		Shot (saves)							
No	Name	Total	7m	6m	9m	Wing	PV	Fast breaks	Breakthrough
1	Brkic, Berin	<b>17%</b> (2 / 12)	<b>50%</b> (1 / 2)	<b>0%</b> (0 / 5)	<b>0%</b> (0 / 2)	<b>-%</b> (0 / 0)	<b>0%</b> (0 / 2)	<b>100%</b> (1 / 1)	<b>0%</b> (0 / 1)
12	Maslan, Benjamin	<b>-%</b> (0 / 0)	<b>-%</b> (0 / 0)	<b>-%</b> (0 / 0)	<b>-%</b> (0 / 0)	<b>-%</b> (0 / 0)	<b>-%</b> (0 / 0)	<b>-%</b> (0 / 0)	<b>-%</b> (0 / 0)
33	Bergmayer, Jonas	<b>23%</b> (7 / 30)	<b>50%</b> (1 / 2)	<b>17%</b> (2 / 12)	<b>22%</b> (2 / 9)	<b>-%</b> (0 / 0)	<b>67%</b> (2 / 3)	<b>0%</b> (0 / 3)	<b>-%</b> (0 / 0)
		<b>21%</b> (9 / 42)	<b>50%</b> (2 / 4)	<b>12%</b> (2 / 17)	<b>18%</b> (2 / 11)	<b>-%</b> (0 / 0)	<b>40%</b> (2 / 5)	<b>25%</b> (1 / 4)	<b>0%</b> (0 / 1)

Team shots	Goals	Saved	Missed	Post	Blocked	Total	Efficiency
7m shots	3	1	0	0	0	<b>3/4</b>	<b>75%</b>
6m shots	27	4	0	0	2	<b>27/33</b>	<b>82%</b>
9m shots	2	3	1	0	1	<b>2/7</b>	<b>29%</b>
Wing shots	0	1	0	0	0	<b>0/1</b>	<b>0%</b>
Pivot	2	2	0	0	0	<b>2/4</b>	<b>50%</b>
Fast breaks	0	0	0	0	0	<b>0/0</b>	<b>NaN%</b>
Breakthrough	8	0	0	0	0	<b>8/8</b>	<b>100%</b>
	34	11	1	0	3	<b>34/49</b>	<b>69%</b>

## LEGEND

PV	Pivot shots
FB	All fast breaks
BT	Breakthrough
TF	Technical fault
ST	Steals
BS	Blocked shots
AS	Assist
YC	Yellow cards
2min	2 Minute suspension
RC	Red cards
BC	Blue cards

It is possible in individual cases, that differences between the sum of individual player statistics and team statistics occur. The reason is that due to the speed of a handball game at individual events our scouts can not assign the player data correctly.



Bregenz Handball

ENDED

**34 : 33**

( 17 : 18 )

Handball Tirol



Players			Shots (goals)								Others				Penalties			
No	Name	Pos.	Total	7m	6m	9m	Wing	PV	FB	BT*	TF	ST	BS	AS	YC	2min	RC	BC
12	Alber, Tobias	TW	-% (0/0)															
52	Tanic, Boris	TW	-% (0/0)								1			1				
3	Kandolf, Thomas	RR	<b>100%</b> (4/4)	2/2	2/2						2							
4	Spendier, Sebastian	RM	<b>86%</b> (6/7)	0/1	2/2	2/2			1/1		2			2		1		
5	Hiemstra, Jelte	RM	<b>100%</b> (2/2)		1/1				1/1							2		
6	Petrusic, Emanuel	KM	<b>75%</b> (3/4)		1/1			2/3						1		2		
7	Miskovez, Michael	RR	<b>67%</b> (2/3)		1/1	1/2					1		2	2		1		
17	Peric, Filip	RA	<b>33%</b> (2/6)	0/2	0/1	1/1			1/2			1						
22	Lechleitner, Luca	RR	<b>75%</b> (3/4)		3/4					1/1				2				
32	Grothues, Tobias	RL	<b>60%</b> (6/10)		2/3	4/7					3		1	1		1		
35	Wagner, Thomas	RM	<b>50%</b> (1/2)			1/2					1							
47	Benjamin, Erhard	LA	-% (0/0)								1							
77	Prader, Lukas	LA	<b>75%</b> (3/4)		3/4											1		
97	Kofler, Samuel	KM	<b>50%</b> (1/2)					1/2										
99	Demmerer, Johannes	RR	-% (0/0)															
0A	Riemann, Benjamin																	
0B	Jauemik, Christoph														1			
0C	Poostchi, Pooya																	
			<b>69%</b> (33 /48)	2/5	15/19	9/14	0/0	3/5	3/4	1/1	11	1	3	9	1	8	0	0

A breakthrough (BT) is an additional information for goals that have been achieved from the backcourt. The number of these goals will not be included in the sum of the goals of a player.

Goalkeepers			Shot (saves)						
No	Name	Total	7m	6m	9m	Wing	PV	Fast breaks	Breakthrough
12	Alber, Tobias	<b>0%</b> (0 /1)	<b>0%</b> (0 /1)	<b>-%</b> (0 /0)	<b>-%</b> (0 /0)	<b>-%</b> (0 /0)	<b>-%</b> (0 /0)	<b>-%</b> (0 /0)	<b>-%</b> (0 /0)
52	Tanic, Boris	<b>25%</b> (11 /44)	<b>33%</b> (1 /3)	<b>13%</b> (4 /31)	<b>60%</b> (3 /5)	<b>100%</b> (1 /1)	<b>50%</b> (2 /4)	<b>-%</b> (0 /0)	<b>0%</b> (0 /8)
		<b>24%</b> (11 /45)	<b>25%</b> (1 /4)	<b>13%</b> (4 /31)	<b>60%</b> (3 /5)	<b>100%</b> (1 /1)	<b>50%</b> (2 /4)	<b>-%</b> (0 /0)	<b>0%</b> (0 /8)

Team shots	Goals	Saved	Missed	Post	Blocked	Total	Efficiency
7m shots	2	2	1	0	0	<b>2/5</b>	<b>40%</b>
6m shots	15	2	0	1	1	<b>15/19</b>	<b>79%</b>
9m shots	9	2	0	0	3	<b>9/14</b>	<b>64%</b>
Wing shots	0	0	0	0	0	<b>0/0</b>	<b>NaN%</b>
Pivot	3	2	0	0	0	<b>3/5</b>	<b>60%</b>
Fast breaks	3	1	0	0	0	<b>3/4</b>	<b>75%</b>
Breakthrough	1	0	0	0	0	<b>1/1</b>	<b>100%</b>
		<b>33</b>	<b>9</b>	<b>1</b>	<b>1</b>	<b>33/48</b>	<b>69%</b>

## LEGEND

PV	Pivot shots
FB	All fast breaks
BT	Breakthrough
TF	Technical fault
ST	Steals
BS	Blocked shots
AS	Assist
YC	Yellow cards
2min	2 Minute suspension
RC	Red cards
BC	Blue cards

It is possible in individual cases, that differences between the sum of individual player statistics and team statistics occur. The reason is that due to the speed of a handball game at individual events our scouts can not assign the player data correctly.