



Date: 29/05/26
 Time: 18:30
 Match: Round: 5. Matchday, Match ID: 71034730, Season: 25/26
 Venue: Sporthalle Schwaz Ost
 Referees: ,

MATCH-REPORT

HLA Meisterliga

www.hla.at

#GeballteLeidenschaft

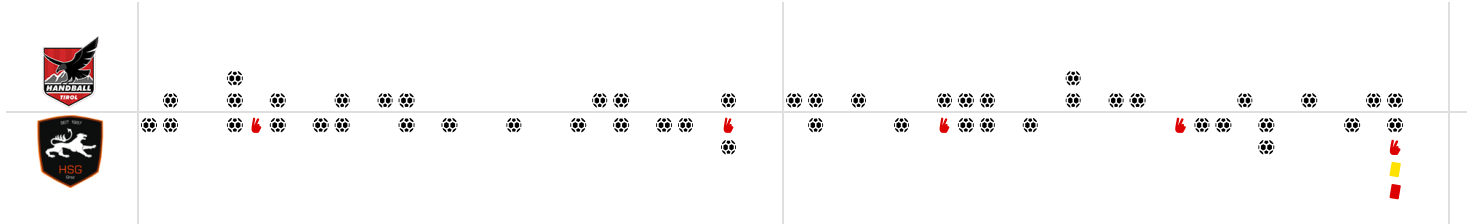
ENDED

Handball Tirol

24 : 25

(10 : 14)

HSG Graz



Top scorer: Peric **9** | 2min: **0** | Top scorer: Belos **13** | 2min: **5**

SCORING EFFICIENCY: 55%

Total shots: 44

Goals: 24

Saved: 12

Missed: 6

Post: 5

Blocked: 0

7M EFFICIENCY

63%

5
8

Goals scored | 7m awarded

Unsuccessful:

06:38 | 3 KANDOLF (BAR)

21:33 | 8 SPENDIER (SAVE)

34:25 | 17 PERIC (POST)

SCORING EFFICIENCY: 56%

Total shots: 45

Goals: 25

Saved: 12

Missed: 6

Post: 1

Blocked: 2

7M EFFICIENCY

100%

4
4

Goals scored | 7m awarded

Unsuccessful:

ATTACK SUCCESS **GOALKEEPER EFFICIENCY** **DEFENDING EFFICIENCY**

47%

24 | 51

Goals scored | Attack*

32%

12 | 37

Saves | Shots on target

52%

25 | 52

Goals conceded | Attack conceded*

DEFENDING EFFICIENCY **GOALKEEPER EFFICIENCY** **ATTACK SUCCESS**

53%

24 | 51

Goals conceded | Attack conceded*

33%

12 | 36

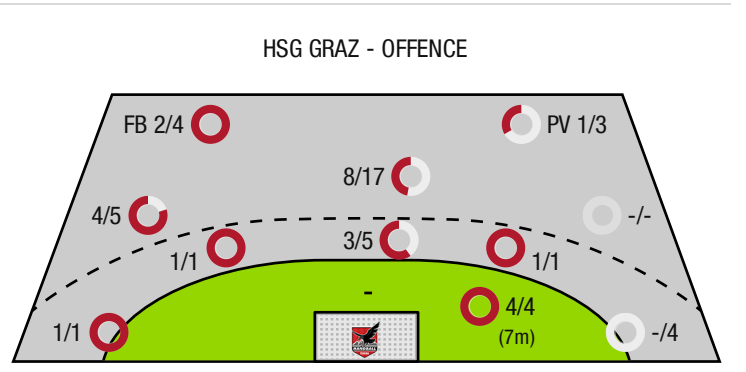
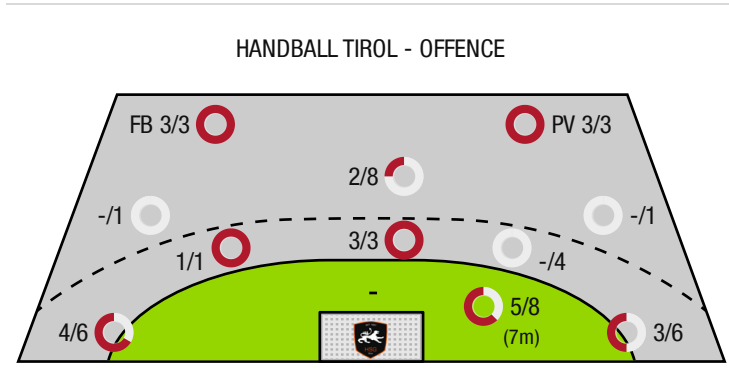
Saves | Shots on target

48%

25 | 52

Goals scored | Attack*

*Attack number is incremented on every change of ball possession.



FB - All fast breaks PV - Pivot shots



Handball Tirol

ENDED

24 : 25

(10 : 14)

HSG Graz



Players			Shots (goals)								Others				Penalties			
No	Name	Pos.	Total	7m	6m	9m	Wing	PV	FB	BT*	TF	ST	BS	AS	YC	2min	RC	BC
12	Alber, Tobias	TW	-% (0/0)															
52	Tanic, Boris	TW	-% (0/0)															
3	Kandolf, Thomas	RR	33% (1/3)	0/1	1/2					1/2	1							
5	Hiemstra, Jelte	RM	-% (0/0)										2					
6	Petrusic, Emanuel	KM	100% (3/3)					2/2	1/1			1						
8	Spendier, Sebastian	RM	38% (3/8)	0/1	1/1	2/6				1/1	2	1		5				
17	Peric, Filip	RA	69% (9/13)	5/6			3/6		1/1									
22	Lechleitner, Luca	RR	0% (0/1)			0/1					3			2				
26	Miskovez, Michael	RR	-% (0/0)															
32	Grothues, Tobias	RL	33% (1/3)		1/1	0/2				1/1	1			1				
35	Wagner, Thomas	RM	50% (1/2)		1/2					1/2	1			1				
47	Benjamin, Erhard	LA	-% (0/0)															
77	Prader, Lukas	LA	71% (5/7)				4/6		1/1		1	1						
97	Kofler, Samuel	KM	33% (1/3)		0/2			1/1		0/2		1		1				
99	Demmerer, Johannes	RR	0% (0/1)			0/1					1							
0A	Riemann, Benjamin																	
0B	Jauemik, Christoph																	
0C	Poostchi, Pooya																	
0D	Medic, Petar																	
			55% (24 /44)	5/8	4/8	2/10	7/12	3/3	3/3	4/8	10	4	2	10	0	0	0	0

A breakthrough (BT) is an additional information for goals that have been achieved from the backcourt. The number of these goals will not be included in the sum of the goals of a player.

Goalkeepers		Shot (saves)							
No	Name	Total	7m	6m	9m	Wing	PV	Fast breaks	Breakthrough
12	Alber, Tobias	35% (8 /23)	0% (0 /2)	0% (0 /1)	31% (4 /13)	100% (2 /2)	50% (1 /2)	33% (1 /3)	0% (0 /1)
52	Tanic, Boris	29% (4 /14)	0% (0 /2)	20% (1 /5)	25% (1 /4)	0% (0 /1)	100% (1 /1)	100% (1 /1)	33% (1 /3)
		32% (12 /37)	0% (0 /4)	17% (1 /6)	29% (5 /17)	67% (2 /3)	67% (2 /3)	50% (2 /4)	25% (1 /4)

Team shots	Goals	Saved	Missed	Post	Blocked	Total	Efficiency
7m shots	5	1	0	2	0	5/8	63%
6m shots	4	2	0	2	0	4/8	50%
9m shots	2	4	3	1	0	2/10	20%
Wing shots	7	5	0	0	0	7/12	58%
Pivot	3	0	0	0	0	3/3	100%
Fast breaks	3	0	0	0	0	3/3	100%
Breakthrough	4	2	0	2	0	4/8	50%
		24	12	6	5	24/44	55%

LEGEND

PV	Pivot shots
FB	All fast breaks
BT	Breakthrough
TF	Technical fault
ST	Steals
BS	Blocked shots
AS	Assist
YC	Yellow cards
2min	2 Minute suspension
RC	Red cards
BC	Blue cards

It is possible in individual cases, that differences between the sum of individual player statistics and team statistics occur. The reason is that due to the speed of a handball game at individual events our scouts can not assign the player data correctly.



Handball Tirol

ENDED

24 : 25

(10 : 14)

HSG Graz



Players			Shots (goals)								Others				Penalties			
No	Name	Pos.	Total	7m	6m	9m	Wing	PV	FB	BT*	TF	ST	BS	AS	YC	2min	RC	BC
12	Eichberger, Thomas	TW	-% (0/0)															
16	Kolouch, Maximilian	TW	-% (0/0)															
6	Rosenberger, Jakob	RM	-% (0/0)															
10	Kelich, Max	KM	33% (1/3)		1/1			0/2			1							
13	Sonnleitner, Simon	RR	-% (0/0)								1							
14	Hofer, Markus	LA	100% (1/1)						1/1									
15	Offner, Paul	LA	67% (2/3)	1/1			1/1		0/1									
19	Rosenberger, Paul	RR	-% (0/0)															
23	Belos, Nemanja	RL	65% (13/20)	3/3	2/2	8/15				2/2	3			1				
24	Schimmel, Florian	RR	-% (0/0)															
29	Schweighofer, Lukas	KM	100% (1/1)					1/1										
30	Schranz, Kilian	RM	67% (2/3)		1/1				1/2	1/1	2			1		1		
32	Kotar, Matic	RM	50% (4/8)		0/2	4/6				0/1	3	1				1		
35	Juranic, Jura Egon	RL	0% (0/1)			0/1										3	1	
77	Jensterle, Jurij	RR	0% (0/4)				0/4											
93	Damjanoski, Borjan	RM	100% (1/1)		1/1													
0A	Mlchael, Shweighofer																	
0B	Arnaudovski, Risto														1			
			56% (25 /45)	4/4	5/7	12/22	1/5	1/3	2/4	3/4	10	1	0	2	1	5	1	0

A breakthrough (BT) is an additional information for goals that have been achieved from the backcourt. The number of these goals will not be included in the sum of the goals of a player.

Goalkeepers		Shot (saves)							
No	Name	Total	7m	6m	9m	Wing	PV	Fast breaks	Breakthrough
12	Eichberger, Thomas	33% (12 /36)	17% (1 /6)	33% (2 /6)	67% (4 /6)	42% (5 /12)	0% (0 /3)	0% (0 /3)	33% (2 /6)
16	Kolouch, Maximilian	-% (0 /0)	-% (0 /0)	-% (0 /0)	-% (0 /0)	-% (0 /0)	-% (0 /0)	-% (0 /0)	-% (0 /0)
		33% (12 /36)	17% (1 /6)	33% (2 /6)	67% (4 /6)	42% (5 /12)	0% (0 /3)	0% (0 /3)	33% (2 /6)

Team shots	Goals	Saved	Missed	Post	Blocked	Total	Efficiency
7m shots	4	0	0	0	0	4/4	100%
6m shots	5	1	1	0	0	5/7	71%
9m shots	12	5	3	0	2	12/22	55%
Wing shots	1	2	0	1	0	1/5	20%
Pivot	1	2	0	0	0	1/3	33%
Fast breaks	2	2	0	0	0	2/4	50%
Breakthrough	3	1	0	0	0	3/4	75%
	25	12	6	1	2	25/45	56%

LEGEND

PV	Pivot shots
FB	All fast breaks
BT	Breakthrough
TF	Technical fault
ST	Steals
BS	Blocked shots
AS	Assist
YC	Yellow cards
2min	2 Minute suspension
RC	Red cards
BC	Blue cards

It is possible in individual cases, that differences between the sum of individual player statistics and team statistics occur. The reason is that due to the speed of a handball game at individual events our scouts can not assign the player data correctly.