



Date: 09/05/26  
 Time: 20:20  
 Match: Round: 3. Matchday, Match ID: 71325416, Season: 25/26  
 Venue: Sporthalle am See  
 Referees: ,

# MATCH-REPORT

HLA Meisterliga

www.hla.at

#GeballteLeidenschaft

ENDED




Alpha HC Hard

**31 : 33**

HC Fivers Wat Margareten



( 14 : 15 )



Top scorer: Runarsson **9**

2min: **3**

Top scorer: Gangel **7**

2min: **1**

SCORING EFFICIENCY: **76%**

7M EFFICIENCY

Total shots: 41




Goals: 31



Saved: 5



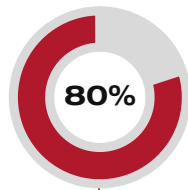
Missed: 4



Post: 3



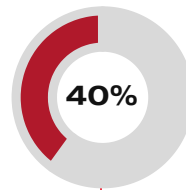
Blocked: 0



**4** Goals scored | **5** 7m awarded

Unsuccessful:  
14:24 | 9 TOKIC (POST)

7M EFFICIENCY



**2** Goals scored | **5** 7m awarded

Unsuccessful:  
13:02 | 59 RATTENSPERGER (SAVE)  
15:13 | 55 MARTINOVIC (BAR)  
42:34 | 15 GANGEL (SAVE)

SCORING EFFICIENCY: **62%**


Total shots: 53



Goals: 33



Saved: 14



Missed: 4



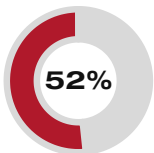
Post: 5



Blocked: 1

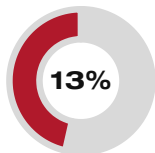


ATTACK SUCCESS



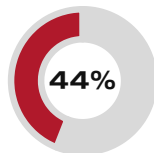
**31** Goals scored | **60** Attack\*

GOALKEEPER EFFICIENCY



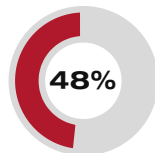
**5** Saves | **38** Shots on target

DEFENDING EFFICIENCY



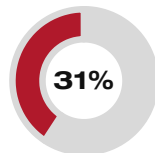
**33** Goals conceded | **59** Attack conceded\*

DEFENDING EFFICIENCY



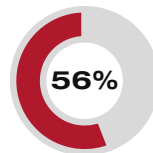
**31** Goals conceded | **60** Attack conceded\*

GOALKEEPER EFFICIENCY



**14** Saves | **45** Shots on target

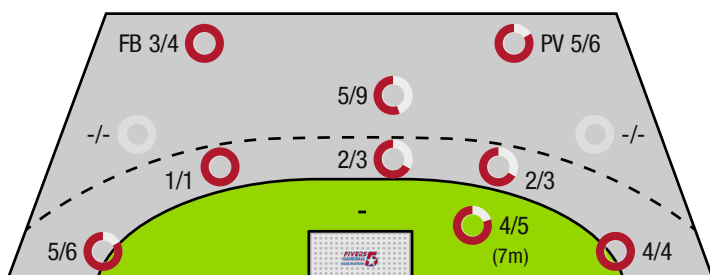
ATTACK SUCCESS



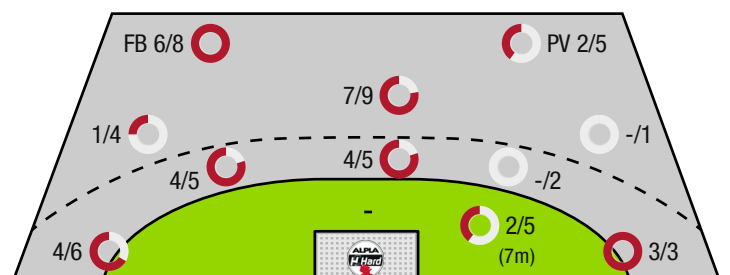
**33** Goals scored | **59** Attack\*

\*Attack number is incremented on every change of ball possession.

ALPHA HC HARD - OFFENCE



HC FIVERS WAT MARGARETEN - OFFENCE



FB - All fast breaks PV - Pivot shots



Alpla HC Hard

ENDED

31 : 33 HC Fivers Wat Margareten



( 14 : 15 )

| Players |                         |      | Shots (goals) |     |     |     |      |     |     |     | Others |    |    |    | Penalties |      |    |    |
|---------|-------------------------|------|---------------|-----|-----|-----|------|-----|-----|-----|--------|----|----|----|-----------|------|----|----|
| No      | Name                    | Pos. | Total         | 7m  | 6m  | 9m  | Wing | PV  | FB  | BT* | TF     | ST | BS | AS | YC        | 2min | RC | BC |
| 12      | Gurskis, Lukas          | TW   | -% (0/0)      |     |     |     |      |     |     |     |        |    |    |    |           |      |    |    |
| 32      | Doknic, Golub           | TW   | -% (0/0)      |     |     |     |      |     |     |     |        |    |    |    |           |      |    |    |
| 7       | Jonsson, Tryggvi Gardar | RL   | 100% (1/1)    |     |     |     |      |     | 1/1 |     |        |    | 1  |    |           | 1    |    |    |
| 9       | Tokic, Ante             | RA   | 71% (5/7)     | 0/1 | 0/1 |     | 4/4  |     | 1/1 |     |        |    |    |    |           |      |    |    |
| 11      | Runarsson, Tumi         | RM   | 82% (9/11)    | 4/4 | 3/3 | 2/4 |      |     |     | 3/3 | 3      |    |    | 2  |           |      |    |    |
| 22      | Babic, Dejan            | KM   | 86% (6/7)     |     |     |     |      | 5/6 | 1/1 |     | 4      |    |    |    |           |      |    |    |
| 24      | Manaskov, Martin        | RL   | -% (0/0)      |     |     |     |      |     |     |     | 2      |    |    |    |           |      |    |    |
| 25      | Haunold, Marc-Andre     | RL   | 100% (2/2)    |     |     | 2/2 |      |     |     |     |        |    |    | 7  |           | 1    |    |    |
| 26      | Piringer, Jannik        | LA   | -% (0/0)      |     |     |     |      |     |     |     |        |    |    |    |           |      |    |    |
| 29      | Mosblech, Kaspar        | KM   | -% (0/0)      |     |     |     |      |     |     |     |        |    |    |    |           |      |    |    |
| 33      | Sager, Nico             | LA   | 71% (5/7)     |     |     |     | 5/6  |     | 0/1 |     | 1      |    |    |    |           |      |    |    |
| 35      | Haemmerle, Matthias     | RM   | -% (0/0)      |     |     |     |      |     |     |     |        |    |    |    |           |      |    |    |
| 39      | Luerzer, Robin          | LA   | -% (0/0)      |     |     |     |      |     |     |     | 1      |    |    |    |           |      |    |    |
| 47      | Fritsch, Lukas          | RL   | 25% (1/4)     |     | 1/2 | 0/2 |      |     |     | 1/1 | 4      |    |    | 5  |           |      | 1  |    |
| 55      | Cirit, Berkant          | KM   | -% (0/0)      |     |     |     |      |     |     |     |        |    |    |    |           |      |    |    |
| 99      | Hild, Matthias          | RR   | 100% (2/2)    |     | 1/1 | 1/1 |      |     |     | 1/1 | 2      |    |    | 2  |           |      |    |    |
| 0A      | Trautvetter, Benjamin   |      |               |     |     |     |      |     |     |     |        |    |    |    |           |      |    |    |
| 0B      | Jonsson, Hannes Jon     |      |               |     |     |     |      |     |     |     |        |    |    |    | 1         |      |    |    |
| 0C      | Maier, Martin           |      |               |     |     |     |      |     |     |     |        |    |    |    |           |      |    |    |
| 0D      | Sgonc, Lennio           |      |               |     |     |     |      |     |     |     |        |    |    |    |           |      |    |    |
|         |                         |      | 76% (31 /41)  | 4/5 | 5/7 | 5/9 | 9/10 | 5/6 | 3/4 | 5/5 | 17     | 0  | 1  | 16 | 1         | 3    | 0  | 0  |

A breakthrough (BT) is an additional information for goals that have been achieved from the backcourt. The number of these goals will not be included in the sum of the goals of a player.

| Goalkeepers |                | Shot (saves) |            |            |             |            |            |             |              |
|-------------|----------------|--------------|------------|------------|-------------|------------|------------|-------------|--------------|
| No          | Name           | Total        | 7m         | 6m         | 9m          | Wing       | PV         | Fast breaks | Breakthrough |
| 12          | Gurskis, Lukas | 20% (1 /5)   | 0% (0 /1)  | 0% (0 /1)  | 50% (1 /2)  | 0% (0 /1)  | -% (0 /0)  | -% (0 /0)   | 0% (0 /1)    |
| 32          | Doknic, Golub  | 31% (13 /42) | 67% (2 /3) | 13% (1 /8) | 42% (5 /12) | 25% (2 /8) | 50% (2 /4) | 14% (1 /7)  | 25% (1 /4)   |
|             |                | 30% (14 /47) | 50% (2 /4) | 11% (1 /9) | 43% (6 /14) | 22% (2 /9) | 50% (2 /4) | 14% (1 /7)  | 20% (1 /5)   |

| Team shots   | Goals | Saved | Missed | Post | Blocked | Total | Efficiency |
|--------------|-------|-------|--------|------|---------|-------|------------|
| 7m shots     | 4     | 0     | 0      | 1    | 0       | 4/5   | 80%        |
| 6m shots     | 5     | 2     | 0      | 0    | 0       | 5/7   | 71%        |
| 9m shots     | 5     | 1     | 2      | 1    | 0       | 5/9   | 56%        |
| Wing shots   | 9     | 1     | 0      | 0    | 0       | 9/10  | 90%        |
| Pivot        | 5     | 0     | 0      | 1    | 0       | 5/6   | 83%        |
| Fast breaks  | 3     | 1     | 0      | 0    | 0       | 3/4   | 75%        |
| Breakthrough | 5     | 0     | 0      | 0    | 0       | 5/5   | 100%       |
|              | 31    | 5     | 4      | 3    | 0       | 31/41 | 76%        |

## LEGEND

|      |                     |
|------|---------------------|
| PV   | Pivot shots         |
| FB   | All fast breaks     |
| BT   | Breakthrough        |
| TF   | Technical fault     |
| ST   | Steals              |
| BS   | Blocked shots       |
| AS   | Assist              |
| YC   | Yellow cards        |
| 2min | 2 Minute suspension |
| RC   | Red cards           |
| BC   | Blue cards          |

It is possible in individual cases, that differences between the sum of individual player statistics and team statistics occur. The reason is that due to the speed of a handball game at individual events our scouts can not assign the player data correctly.



Alpla HC Hard

ENDED

31 : 33 HC Fivers Wat Margareten

( 14 : 15 )



| Players |                         |      | Shots (goals) |     |      |      |      |     |     |     | Others |    |    |    | Penalties |      |    |    |
|---------|-------------------------|------|---------------|-----|------|------|------|-----|-----|-----|--------|----|----|----|-----------|------|----|----|
| No      | Name                    | Pos. | Total         | 7m  | 6m   | 9m   | Wing | PV  | FB  | BT* | TF     | ST | BS | AS | YC        | 2min | RC | BC |
| 51      | Oleksii, Novikov        | TW   | -% (0/0)      |     |      |      |      |     |     |     |        |    |    |    |           |      |    |    |
| 56      | Novakovic, Sergej       | TW   | -% (0/0)      |     |      |      |      |     |     |     |        |    |    |    |           |      |    |    |
| 15      | Gangel, Philipp         | LA   | 78% (7/9)     | 1/2 | 1/1  |      | 4/5  |     | 1/1 | 1/1 |        |    |    |    |           |      |    |    |
| 25      | Weiser, Samuel          | RL   | 80% (4/5)     |     | 1/1  |      |      | 2/3 | 1/1 |     | 2      |    |    |    |           |      |    |    |
| 35      | Gangel, Lukas           | RR   | 67% (2/3)     | 1/1 |      | 1/2  |      |     |     |     | 1      |    |    | 1  |           |      |    |    |
| 45      | Maksic, Velibor         | RR   | -% (0/0)      |     |      |      |      |     |     |     |        |    |    |    |           |      |    |    |
| 50      | Tikvic, Emanuel         | RL   | 100% (1/1)    |     |      |      |      |     | 1/1 |     |        |    |    |    |           |      |    |    |
| 53      | Dvorak, Florentin       | RR   | 67% (2/3)     |     | 1/2  | 1/1  |      |     |     | 1/2 |        |    |    | 2  |           |      |    |    |
| 55      | Martinovic, Marin       | RM   | 40% (2/5)     | 0/1 | 0/2  | 2/2  |      |     |     | 0/1 | 1      |    |    |    |           |      |    |    |
| 57      | Rudnicki, Mats          | RL   | 50% (4/8)     |     | 2/3  | 2/5  |      |     |     | 1/1 | 2      |    |    | 7  |           |      |    |    |
| 58      | Brenneis, Leander       | KM   | 0% (0/2)      |     |      |      |      | 0/2 |     |     |        |    |    |    |           |      |    |    |
| 59      | Rattensperger, Matthias | RA   | 60% (3/5)     | 0/1 |      |      | 3/3  |     | 0/1 |     | 1      |    |    | 1  |           |      |    |    |
| 65      | Breit, Leon             | LA   | 67% (2/3)     |     |      |      | 0/1  |     | 2/2 |     |        |    |    |    |           | 1    |    |    |
| 75      | Riede, Maximilian       | RA   | -% (0/0)      |     |      |      |      |     |     |     |        |    |    |    |           |      |    |    |
| 85      | Schuh, Fabio            | RM   | 67% (6/9)     |     | 3/3  | 2/4  |      |     | 1/2 | 1/1 | 2      |    |    | 3  |           |      |    |    |
| 95      | Lichtblau, Lorin        | LA   | -% (0/0)      |     |      |      |      |     |     |     |        |    |    |    |           |      |    |    |
| 0A      | Jonas, Herbert          |      |               |     |      |      |      |     |     |     |        |    |    |    |           |      |    |    |
| 0B      | Eckl, Peter             |      |               |     |      |      |      |     |     |     |        |    |    |    |           |      |    |    |
| 0C      | Neckam, Monika          |      |               |     |      |      |      |     |     |     |        |    |    |    |           |      |    |    |
| 0       | Glatzl, Fabian          |      |               |     |      |      |      |     |     |     |        |    |    |    |           |      |    |    |
|         |                         |      | 62% (33 /53)  | 2/5 | 8/12 | 8/14 | 7/9  | 2/5 | 6/8 | 4/6 | 9      | 0  | 0  | 14 | 0         | 1    | 0  | 0  |

A breakthrough (BT) is an additional information for goals that have been achieved from the backcourt. The number of these goals will not be included in the sum of the goals of a player.

| Goalkeepers |                   | Shot (saves) |           |            |            |             |           |             |              |
|-------------|-------------------|--------------|-----------|------------|------------|-------------|-----------|-------------|--------------|
| No          | Name              | Total        | 7m        | 6m         | 9m         | Wing        | PV        | Fast breaks | Breakthrough |
| 51          | Oleksii, Novikov  | 0% (0 /14)   | 0% (0 /1) | 0% (0 /3)  | 0% (0 /2)  | 0% (0 /3)   | 0% (0 /4) | 0% (0 /1)   | 0% (0 /3)    |
| 56          | Novakovic, Sergej | 23% (5 /22)  | 0% (0 /3) | 50% (2 /4) | 25% (1 /4) | 14% (1 /7)  | 0% (0 /1) | 33% (1 /3)  | 0% (0 /2)    |
|             |                   | 14% (5 /36)  | 0% (0 /4) | 29% (2 /7) | 17% (1 /6) | 10% (1 /10) | 0% (0 /5) | 25% (1 /4)  | 0% (0 /5)    |

| Team shots   | Goals | Saved | Missed | Post | Blocked | Total | Efficiency |
|--------------|-------|-------|--------|------|---------|-------|------------|
| 7m shots     | 2     | 2     | 0      | 1    | 0       | 2/5   | 40%        |
| 6m shots     | 8     | 1     | 0      | 2    | 1       | 8/12  | 67%        |
| 9m shots     | 8     | 6     | 0      | 0    | 0       | 8/14  | 57%        |
| Wing shots   | 7     | 2     | 0      | 0    | 0       | 7/9   | 78%        |
| Pivot        | 2     | 2     | 0      | 1    | 0       | 2/5   | 40%        |
| Fast breaks  | 6     | 1     | 0      | 1    | 0       | 6/8   | 75%        |
| Breakthrough | 4     | 1     | 0      | 1    | 0       | 4/6   | 67%        |
|              | 33    | 14    | 4      | 5    | 1       | 33/53 | 62%        |

## LEGEND

|      |                     |
|------|---------------------|
| PV   | Pivot shots         |
| FB   | All fast breaks     |
| BT   | Breakthrough        |
| TF   | Technical fault     |
| ST   | Steals              |
| BS   | Blocked shots       |
| AS   | Assist              |
| YC   | Yellow cards        |
| 2min | 2 Minute suspension |
| RC   | Red cards           |
| BC   | Blue cards          |

It is possible in individual cases, that differences between the sum of individual player statistics and team statistics occur. The reason is that due to the speed of a handball game at individual events our scouts can not assign the player data correctly.