



Date: 09/05/26
 Time: 18:30
 Match: Round: 3. Matchday, Match ID: 71344738, Season: 25/26
 Venue: Ballspielhalle Ferlach
 Referees: ,

MATCH-REPORT

HLA Meisterliga

www.hla.at

#GeballteLeidenschaft

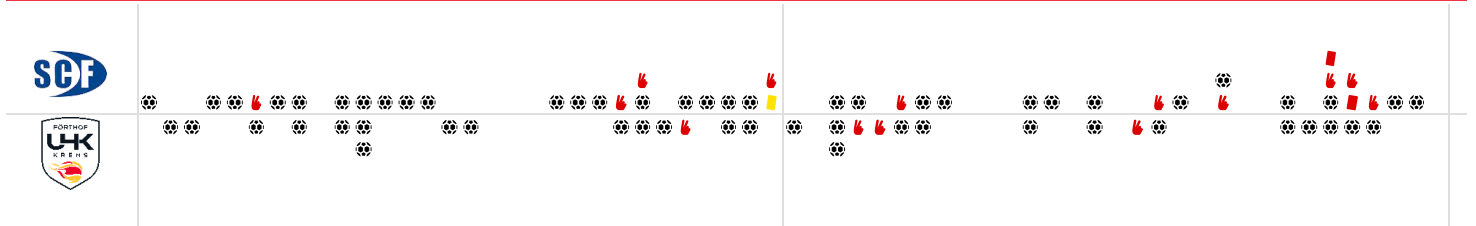
ENDED

SC Ferlach

31 : 27

UHK Krems

(18 : 14)



Top scorer: Perkusic | 10 | 2min: 10 | Top scorer: Bergemann | 6 | 2min: 4

SCORING EFFICIENCY: 69%

7M EFFICIENCY

Total shots: 45

Goals: 31

Saved: 9

Missed: 4

Post: 2

Blocked: 1

50%

3 | 6

Goals scored | 7m awarded

Unsuccessful:
 45:18 | 22 PERKUSIC (2) (SAVE)
 52:47 | 22 PERKUSIC (2) (SAVE)
 56:50 | 50 GONZALEZ-MARTINEZ (SAVE)

SCORING EFFICIENCY: 57%

7M EFFICIENCY

Total shots: 47

Goals: 27

Saved: 13

Missed: 7

Post: 2

Blocked: 0

83%

5 | 6

Goals scored | 7m awarded

Unsuccessful:
 32:52 | 27 BERGEMANN (SAVE)

ATTACK SUCCESS **GOALKEEPER EFFICIENCY** **DEFENDING EFFICIENCY**

58%

31 | 53

Goals scored | Attack*

25%

9 | 36

Saves | Shots on target

49%

27 | 53

Goals conceded | Attack conceded*

DEFENDING EFFICIENCY **GOALKEEPER EFFICIENCY** **ATTACK SUCCESS**

42%

31 | 53

Goals conceded | Attack conceded*

30%

13 | 44

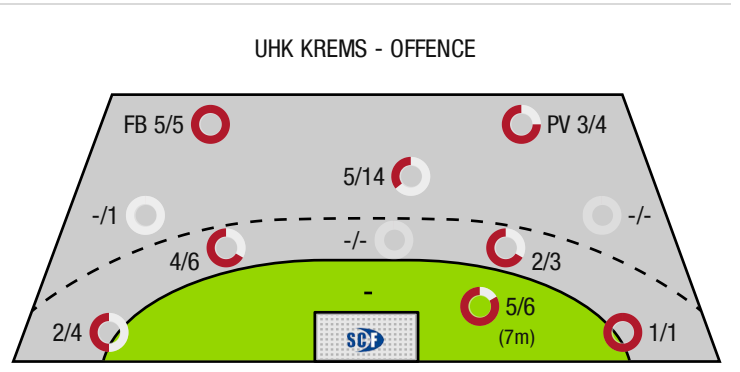
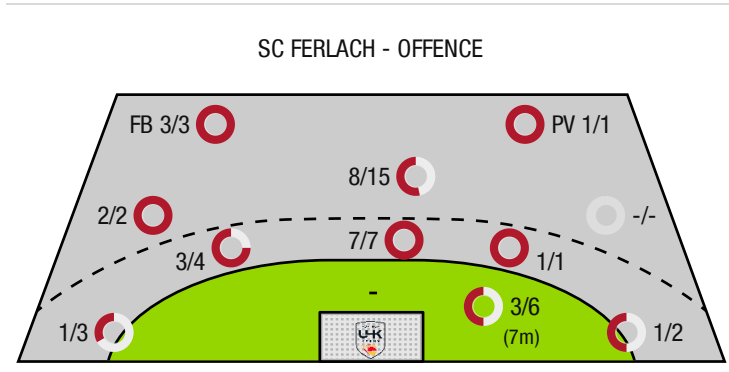
Saves | Shots on target

51%

27 | 53

Goals scored | Attack*

*Attack number is incremented on every change of ball possession.



FB - All fast breaks PV - Pivot shots



SC Ferlach

ENDED

31 : 27

(18 : 14)

UHK Krems



| Players | | | Shots (goals) | | | | | | | | Others | | | | Penalties | | | |
|---------|---------------------------|------|---------------|-----|-------|-------|------|-----|-----|-----|--------|----|----|----|-----------|------|----|----|
| No | Name | Pos. | Total | 7m | 6m | 9m | Wing | PV | FB | BT* | TF | ST | BS | AS | YC | 2min | RC | BC |
| 1 | Dobaj, Gasper | TW | -% (0/0) | | | | | | | | | | | 1 | | | | |
| 92 | Jakob, Kelich | TW | -% (0/0) | | | | | | | | | | | | | | | |
| 96 | Konecny, Michal Martin | TW | -% (0/0) | | | | | | | | | | | | | | | |
| 6 | Krobath, Leander | RL | -% (0/0) | | | | | | | | | | | | | | | |
| 8 | Knapp, Simon | KM | -% (0/0) | | | | | | | | | | | | | 2 | | |
| 13 | Gysin, David | RR | 100% (1/1) | | 1/1 | | | | | | | | | 1 | | | | |
| 15 | Besser, Noel | RL | -% (0/0) | | | | | | | | | | | | | | | |
| 17 | Kelih, Markus | RM | -% (0/0) | | | | | | | | | | | | | | | |
| 21 | Gartner, Tine | RA | 67% (2/3) | | | | 1/2 | | 1/1 | | | | | | | | | |
| 22 | Perkusic, Toni | RR | 67% (10/15) | 3/5 | 3/3 | 3/6 | | | 1/1 | | | | 8 | | 1 | 1 | | |
| 25 | Ploner, Florian | LA | 60% (3/5) | | | | 1/3 | | 1/1 | | | | | | | | | |
| 27 | Pernovsek, Luka | RA | -% (0/0) | | | | | | | | | | | | | | | |
| 50 | Gonzalez-Martinez, Adonis | RM | 50% (1/2) | 0/1 | 1/1 | | | | | | | | | 3 | | 3 | 1 | |
| 57 | Leban, Patrik | RM | 63% (5/8) | | 3/3 | 2/5 | | | | | 3 | | | 8 | | 2 | | |
| 81 | Milicevic, Adrian | KM | 100% (1/1) | | | | | 1/1 | | | 1 | | | 1 | | 2 | | |
| 93 | Nosan, Blaz | RM | 80% (8/10) | | 3/4 | 5/6 | | | | | 2 | | | 3 | | | | |
| 0A | Barisic, Miro | | | | | | | | | | | | | | | | | |
| 0B | Begus, Robert | | | | | | | | | | | | | | 1 | | | |
| 0C | Holz, Christoph | | | | | | | | | | | | | | | | | |
| | | | 69% (31 /45) | 3/6 | 11/12 | 10/17 | 2/5 | 1/1 | 3/3 | 0/0 | 6 | 0 | 0 | 25 | 1 | 10 | 2 | 0 |

A breakthrough (BT) is an additional information for goals that have been achieved from the backcourt. The number of these goals will not be included in the sum of the goals of a player.

| Goalkeepers | | Shot (saves) | | | | | | | |
|-------------|------------------------|--------------|------------|------------|-------------|------------|------------|-------------|--------------|
| No | Name | Total | 7m | 6m | 9m | Wing | PV | Fast breaks | Breakthrough |
| 1 | Dobaj, Gasper | 33% (12 /36) | 0% (0 /2) | 25% (2 /8) | 58% (7 /12) | 40% (2 /5) | 25% (1 /4) | 0% (0 /5) | -% (0 /0) |
| 92 | Jakob, Kelich | -% (0 /0) | -% (0 /0) | -% (0 /0) | -% (0 /0) | -% (0 /0) | -% (0 /0) | -% (0 /0) | -% (0 /0) |
| 96 | Konecny, Michal Martin | 25% (1 /4) | 25% (1 /4) | -% (0 /0) | -% (0 /0) | -% (0 /0) | -% (0 /0) | -% (0 /0) | -% (0 /0) |
| | | 33% (13 /40) | 17% (1 /6) | 25% (2 /8) | 58% (7 /12) | 40% (2 /5) | 25% (1 /4) | 0% (0 /5) | -% (0 /0) |

| Team shots | Goals | Saved | Missed | Post | Blocked | Total | Efficiency | |
|--------------|-------|-------|--------|------|---------|-------|------------|-----|
| 7m shots | 3 | 3 | 0 | 0 | 0 | 3/6 | 50% | |
| 6m shots | 11 | 1 | 0 | 0 | 0 | 11/12 | 92% | |
| 9m shots | 10 | 3 | 1 | 2 | 1 | 10/17 | 59% | |
| Wing shots | 2 | 2 | 0 | 0 | 0 | 2/5 | 40% | |
| Pivot | 1 | 0 | 0 | 0 | 0 | 1/1 | 100% | |
| Fast breaks | 3 | 0 | 0 | 0 | 0 | 3/3 | 100% | |
| Breakthrough | 0 | 0 | 0 | 0 | 0 | 0/0 | NaN% | |
| | | 31 | 9 | 4 | 2 | 1 | 31/45 | 69% |

LEGEND

| | |
|------|---------------------|
| PV | Pivot shots |
| FB | All fast breaks |
| BT | Breakthrough |
| TF | Technical fault |
| ST | Steals |
| BS | Blocked shots |
| AS | Assist |
| YC | Yellow cards |
| 2min | 2 Minute suspension |
| RC | Red cards |
| BC | Blue cards |

It is possible in individual cases, that differences between the sum of individual player statistics and team statistics occur. The reason is that due to the speed of a handball game at individual events our scouts can not assign the player data correctly.



SC Ferlach

ENDED

31 : 27

(18 : 14)

UHK Krems



| Players | | | Shots (goals) | | | | | | | | Others | | | | Penalties | | | |
|---------|---------------------------|------|---------------|-----|-----|------|------|-----|-----|-----|--------|----|----|----|-----------|------|----|----|
| No | Name | Pos. | Total | 7m | 6m | 9m | Wing | PV | FB | BT* | TF | ST | BS | AS | YC | 2min | RC | BC |
| 22 | Domevscek, Lukas | TW | -% (0/0) | | | | | | | | | | | 1 | | | | |
| 38 | Hollerer, Matthias | TW | 0% (0/1) | | | | | | | | | | | | | | | |
| 2 | Stradinger, Max | RL | 0% (0/1) | | | | | | | | | | | | | 1 | | |
| 5 | Hellerschmid, Fabian | LA | 60% (3/5) | 1/1 | | | 1/3 | | 1/1 | | | | | | | | | |
| 6 | Hofmann, Peter | RM | -% (0/0) | | | | | | | | | | | | | | | |
| 7 | Gaydusek, Marc | RA | -% (0/0) | | | | | | | | | | | | | | | |
| 10 | Auss, Tobias | LA | 50% (3/6) | | 2/3 | 1/3 | | | | | 1 | | | 2 | | | | |
| 14 | Rudischer, Benedikt | LA | 100% (3/3) | | | | 1/1 | | 2/2 | | 1 | | | | | 1 | | |
| 15 | Hasecic, Kenan | KM | 50% (1/2) | | | | | 1/2 | | | | | 1 | 1 | | 1 | | |
| 17 | Stradinger, Moritz | RL | -% (0/0) | | | | | | | | | | | | | | | |
| 19 | Knez, Domen | RL | 100% (1/1) | | 1/1 | | | | | | | | | 2 | | | | |
| 25 | Kastenhuber, Laurenz Leon | KM | 100% (2/2) | | | | | 2/2 | | | | | | | | | | |
| 27 | Bergemann, Thies | RA | 86% (6/7) | 4/5 | | | 1/1 | | 1/1 | | | | | | | | | |
| 28 | Munzinger, Luca | RR | 43% (3/7) | | 1/2 | 1/4 | | | 1/1 | | 2 | | | 5 | | 1 | | |
| 32 | Hofmann, Paul | RL | 50% (3/6) | | 2/3 | 1/3 | | | | | 1 | | | 4 | | | | |
| 37 | Teubert, Marian | RM | 33% (2/6) | | | 2/5 | | | | | 2 | | | 5 | | | | |
| 0A | Filzwieser, Wolfgang | | | | | | | | | | | | | | | | | |
| 0B | Thaqi, Ibish | | | | | | | | | | | | | | | | | |
| 0C | Feichtinger, Sebastian | | | | | | | | | | | | | | | | | |
| 0D | Nachtnebel, Claudia | | | | | | | | | | | | | | | | | |
| | | | 57% (27 / 47) | 5/6 | 6/9 | 5/15 | 3/5 | 3/4 | 5/5 | 0/0 | 7 | 0 | 1 | 20 | 0 | 4 | 0 | 0 |

A breakthrough (BT) is an additional information for goals that have been achieved from the backcourt. The number of these goals will not be included in the sum of the goals of a player.

| Goalkeepers | | Shot (saves) | | | | | | | |
|-------------|--------------------|--------------|-------------|--------------|--------------|--------------|------------|-------------|--------------|
| No | Name | Total | 7m | 6m | 9m | Wing | PV | Fast breaks | Breakthrough |
| 22 | Domevscek, Lukas | 24% (8 / 34) | 60% (3 / 5) | 10% (1 / 10) | 25% (3 / 12) | 33% (1 / 3) | 0% (0 / 1) | 0% (0 / 3) | -% (0 / 0) |
| 38 | Hollerer, Matthias | 20% (1 / 5) | 0% (0 / 1) | 0% (0 / 2) | 0% (0 / 1) | 100% (1 / 1) | -% (0 / 0) | -% (0 / 0) | -% (0 / 0) |
| | | 23% (9 / 39) | 50% (3 / 6) | 8% (1 / 12) | 23% (3 / 13) | 50% (2 / 4) | 0% (0 / 1) | 0% (0 / 3) | -% (0 / 0) |

| Team shots | Goals | Saved | Missed | Post | Blocked | Total | Efficiency |
|--------------|-------|-------|--------|------|---------|-------|------------|
| 7m shots | 5 | 1 | 0 | 0 | 0 | 5/6 | 83% |
| 6m shots | 6 | 2 | 1 | 0 | 0 | 6/9 | 67% |
| 9m shots | 5 | 7 | 1 | 2 | 0 | 5/15 | 33% |
| Wing shots | 3 | 2 | 0 | 0 | 0 | 3/5 | 60% |
| Pivot | 3 | 1 | 0 | 0 | 0 | 3/4 | 75% |
| Fast breaks | 5 | 0 | 0 | 0 | 0 | 5/5 | 100% |
| Breakthrough | 0 | 0 | 0 | 0 | 0 | 0/0 | NaN% |
| | 27 | 13 | 7 | 2 | 0 | 27/47 | 57% |

LEGEND

| | |
|------|---------------------|
| PV | Pivot shots |
| FB | All fast breaks |
| BT | Breakthrough |
| TF | Technical fault |
| ST | Steals |
| BS | Blocked shots |
| AS | Assist |
| YC | Yellow cards |
| 2min | 2 Minute suspension |
| RC | Red cards |
| BC | Blue cards |

It is possible in individual cases, that differences between the sum of individual player statistics and team statistics occur. The reason is that due to the speed of a handball game at individual events our scouts can not assign the player data correctly.