



Date: 22/05/26
 Time: 20:20
 Match: Round: 2. Matchday, Match ID: 71421348, Season: 25/26
 Venue: Thermenhalle
 Referees: ,

MATCH-REPORT

HLA Meisterliga

www.hla.at

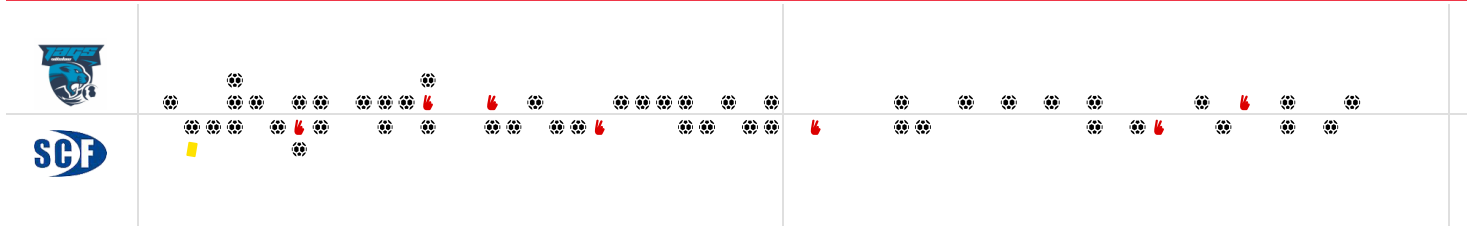
#GeballteLeidenschaft

ENDED

25 : 23

(17 : 16)

SC Ferlach



Top scorer: Muck **7** 2min: **3**

Top scorer: Perkusic **5** 2min: **4**

SCORING EFFICIENCY: 63%

Total shots: 40

Goals: 25

Saved: 8

Missed: 7

Post: 2

Blocked: 0

7M EFFICIENCY

40%

2

5

Goals scored 7m awarded

Unsuccessful:

07:04 | 68 SCHARTEL (SAVE)

32:46 | 55 MENDONCA (SAVE)

51:59 | 9 ABRAHAO (SAVE)

7M EFFICIENCY

33%

1

3

Goals scored 7m awarded

Unsuccessful:

14:02 | 10 PERKUSIC (SAVE)

45:15 | 50 GONZALEZ-MARTINEZ (SAVE)

SCORING EFFICIENCY: 48%

Total shots: 48

Goals: 23

Saved: 19

Missed: 4

Post: 2

Blocked: 2

ATTACK SUCCESS

49%

25

51

Goals scored Attack*

GOALKEEPER EFFICIENCY

26%

8

31

Saves Shots on target

DEFENDING EFFICIENCY

55%

23

51

Goals conceded Attack conceded*

DEFENDING EFFICIENCY

51%

25

51

Goals conceded Attack conceded*

GOALKEEPER EFFICIENCY

43%

19

44

Saves Shots on target

ATTACK SUCCESS

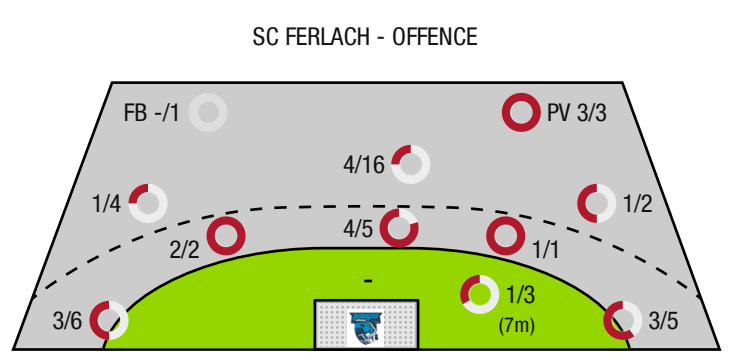
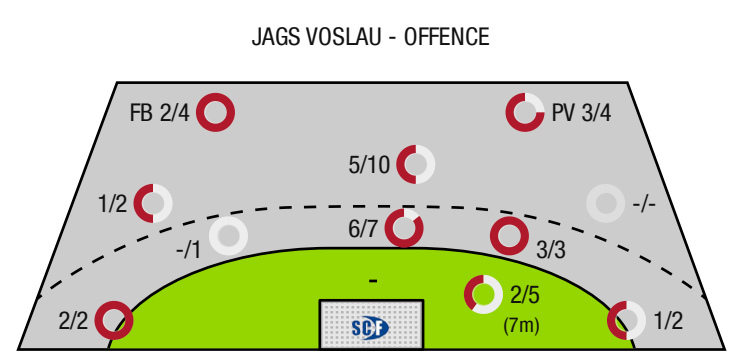
45%

23

51

Goals scored Attack*

*Attack number is incremented on every change of ball possession.



FB - All fast breaks PV - Pivot shots



JAGS Vosslau

ENDED

25 : 23

(17 : 16)

SC Ferlach



Players			Shots (goals)								Others				Penalties			
No	Name	Pos.	Total	7m	6m	9m	Wing	PV	FB	BT*	TF	ST	BS	AS	YC	2min	RC	BC
1	Bauer,Thomas	TW	-% (0/0)															
61	Kaiper,Florian	TW	-% (0/0)															
4	Giner Duran,Roger	RA	50% (1/2)				0/1		1/1		1	1		1		2		
5	Nikolic, Lukas	RL	-% (0/0)											1				
9	Abrahao, Leonardo	RM	71% (5/7)	1/2	2/3	1/1		1/1		1/1	1			4				
11	Muck, Raphael	RA	64% (7/11)		5/5	1/5			1/1	5/5	1	1						
14	Scheicher, Emil	RR	-% (0/0)															
23	Barta, Christoph	RA	100% (1/1)				1/1											
34	Bachmann, Moritz	RL	100% (3/3)		1/1	2/2				1/1	2	1		1				
41	Kovacec, Jan	RM	50% (2/4)			2/4					1			1				
55	Mendonca, Eduardo	KM	50% (3/6)	1/2	0/1			2/3			3		2	1				
59	Baxter, John	RL	-% (0/0)															
66	Doblhoff- deir, Moritz	RL	100% (1/1)		1/1					1/1								
68	Schartel, Fabian	LA	40% (2/5)	0/1			2/2		0/2		1							
84	Dell, Jonas	RL	-% (0/0)															
95	Kirveliavicius, Romas	RL	-% (0/0)													1		
0A	Eberl, Roland																	
0B	Salvat Sanchez, Sebastian																	
0C	Halperin, Moshe																	
0D	Benjamin, Rotheneder																	
			63% (25/40)	2/5	9/11	6/12	3/4	3/4	2/4	8/8	10	3	2	9	0	3	0	0

A breakthrough (BT) is an additional information for goals that have been achieved from the backcourt. The number of these goals will not be included in the sum of the goals of a player.

Goalkeepers		Shot (saves)							
No	Name	Total	7m	6m	9m	Wing	PV	Fast breaks	Breakthrough
1	Bauer,Thomas	-% (0/0)	-% (0/0)	-% (0/0)	-% (0/0)	-% (0/0)	-% (0/0)	-% (0/0)	-% (0/0)
61	Kaiper,Florian	45% (19/42)	67% (2/3)	13% (1/8)	63% (10/16)	45% (5/11)	0% (0/3)	100% (1/1)	14% (1/7)
		45% (19/42)	67% (2/3)	13% (1/8)	63% (10/16)	45% (5/11)	0% (0/3)	100% (1/1)	14% (1/7)

Team shots	Goals	Saved	Missed	Post	Blocked	Total	Efficiency
7m shots	2	3	0	0	0	2/5	40%
6m shots	9	1	1	0	0	9/11	82%
9m shots	6	2	4	0	0	6/12	50%
Wing shots	3	0	0	1	0	3/4	75%
Pivot	3	1	0	0	0	3/4	75%
Fast breaks	2	1	0	1	0	2/4	50%
Breakthrough	8	0	0	0	0	8/8	100%
	25	8	7	2	0	25/40	63%

LEGEND

PV	Pivot shots
FB	All fast breaks
BT	Breakthrough
TF	Technical fault
ST	Steals
BS	Blocked shots
AS	Assist
YC	Yellow cards
2min	2 Minute suspension
RC	Red cards
BC	Blue cards

It is possible in individual cases, that differences between the sum of individual player statistics and team statistics occur. The reason is that due to the speed of a handball game at individual events our scouts can not assign the player data correctly.



JAGS Voslau

ENDED

25 : 23

(17 : 16)

SC Ferlach



Players			Shots (goals)								Others				Penalties			
No	Name	Pos.	Total	7m	6m	9m	Wing	PV	FB	BT*	TF	ST	BS	AS	YC	2min	RC	BC
1	Dobaj, Gasper	TW	-% (0/0)								1							
92	Jakob, Kelich	TW	-% (0/0)															
96	Konecny, Michal Martin	TW	-% (0/0)															
8	Knapp, Simon	KM	-% (0/0)											1		1		
10	Perkusic, Toni	RR	42% (5/12)	0/1	2/2	3/9				2/3	2			1		1		
13	Gysin, David	RR	100% (1/1)		1/1					1/1		1		3				
15	Besser, Noel	RL	-% (0/0)															
17	Kelih, Markus	RM	-% (0/0)															
21	Gartner, Tine	RA	50% (3/6)				3/5		0/1									
25	Ploner, Florian	LA	50% (3/6)				3/6											
27	Pernovsek, Luka	RA	-% (0/0)															
50	Gonzalez-Martinez, Adonis	RM	0% (0/1)	0/1													1	
57	Leban, Patrik	RM	40% (4/10)		2/3	2/7				1/2	4			2				
81	Milicevic, Adrian	KM	100% (4/4)	1/1				3/3			1				1			
93	Nosan, Blaz	RM	38% (3/8)		2/2	1/6				2/2	1			2		1		
0A	Barisic, Miro																	
0B	Begus, Robert																	
0C	Holz, Christoph																	
			48% (23 / 48)	1/3	7/8	6/22	6/11	3/3	0/1	6/8	9	1	0	9	1	4	0	0

A breakthrough (BT) is an additional information for goals that have been achieved from the backcourt. The number of these goals will not be included in the sum of the goals of a player.

Goalkeepers		Shot (saves)							
No	Name	Total	7m	6m	9m	Wing	PV	Fast breaks	Breakthrough
1	Dobaj, Gasper	24% (5 / 21)	67% (2 / 3)	13% (1 / 8)	25% (1 / 4)	0% (0 / 2)	50% (1 / 2)	0% (0 / 2)	0% (0 / 6)
92	Jakob, Kelich	-% (0 / 0)	-% (0 / 0)	-% (0 / 0)	-% (0 / 0)	-% (0 / 0)	-% (0 / 0)	-% (0 / 0)	-% (0 / 0)
96	Konecny, Michal Martin	25% (3 / 12)	50% (1 / 2)	0% (0 / 2)	25% (1 / 4)	0% (0 / 1)	0% (0 / 2)	100% (1 / 1)	0% (0 / 2)
		24% (8 / 33)	60% (3 / 5)	10% (1 / 10)	25% (2 / 8)	0% (0 / 3)	25% (1 / 4)	33% (1 / 3)	0% (0 / 8)

Team shots	Goals	Saved	Missed	Post	Blocked	Total	Efficiency
7m shots	1	2	0	0	0	1/3	33%
6m shots	7	1	0	0	0	7/8	88%
9m shots	6	10	2	2	2	6/22	27%
Wing shots	6	5	0	0	0	6/11	55%
Pivot	3	0	0	0	0	3/3	100%
Fast breaks	0	1	0	0	0	0/1	0%
Breakthrough	6	1	0	1	0	6/8	75%
		23	19	4	2	23/48	48%

LEGEND

PV	Pivot shots
FB	All fast breaks
BT	Breakthrough
TF	Technical fault
ST	Steals
BS	Blocked shots
AS	Assist
YC	Yellow cards
2min	2 Minute suspension
RC	Red cards
BC	Blue cards

It is possible in individual cases, that differences between the sum of individual player statistics and team statistics occur. The reason is that due to the speed of a handball game at individual events our scouts can not assign the player data correctly.