



Date: 22/05/26
 Time: 18:00
 Match: Round: 2. Matchday, Match ID: 71421352, Season: 25/26
 Venue: Sporthalle Bruck/Mur
 Referees: ,

MATCH-REPORT

HLA Meisterliga

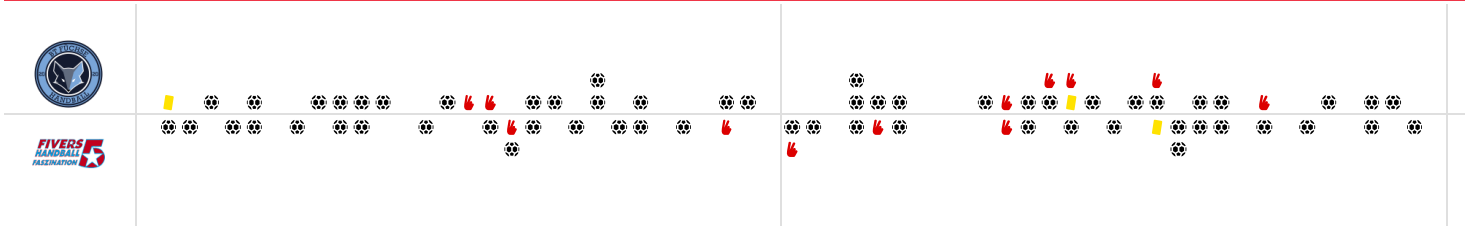
www.hla.at

#GeballteLeidenschaft

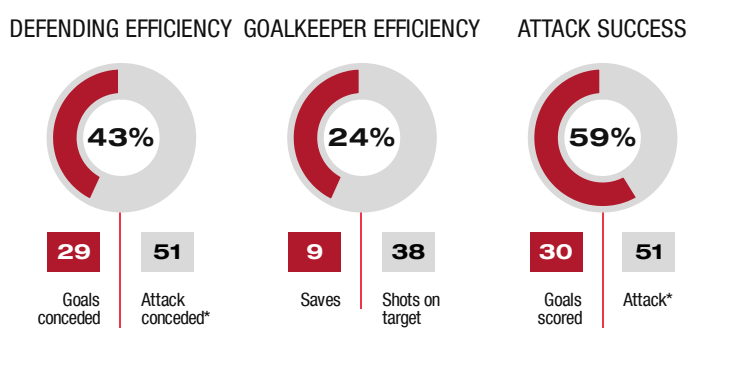
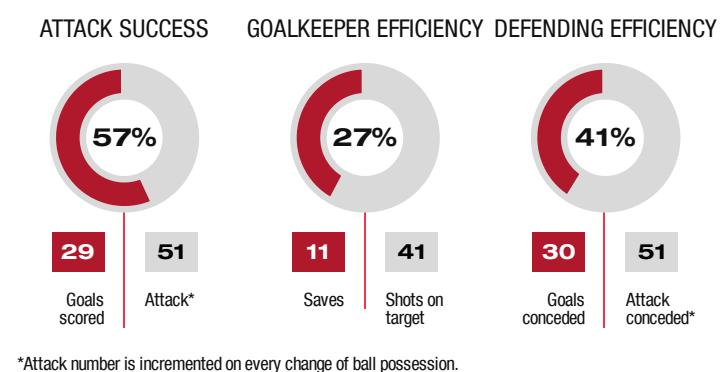
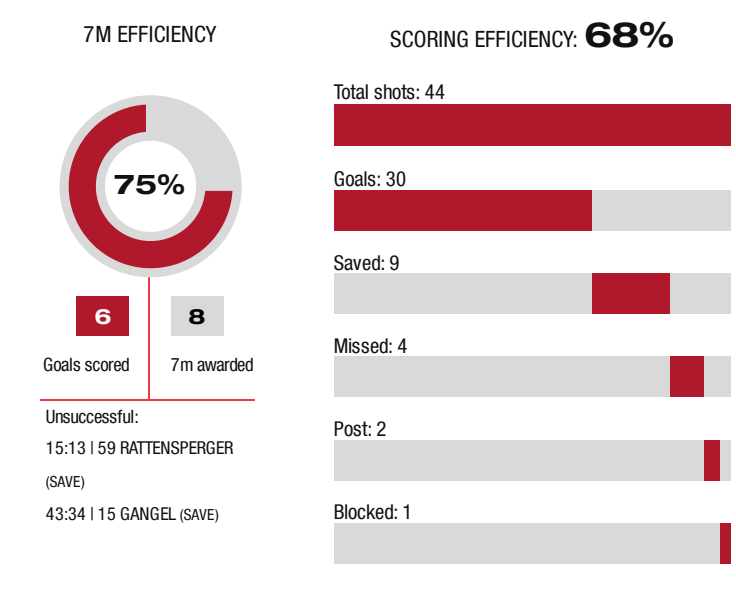
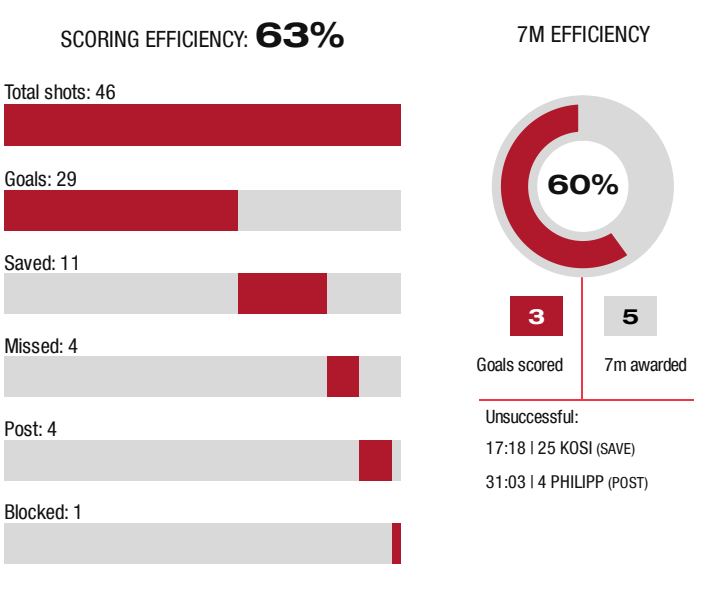
ENDED

29 : 30

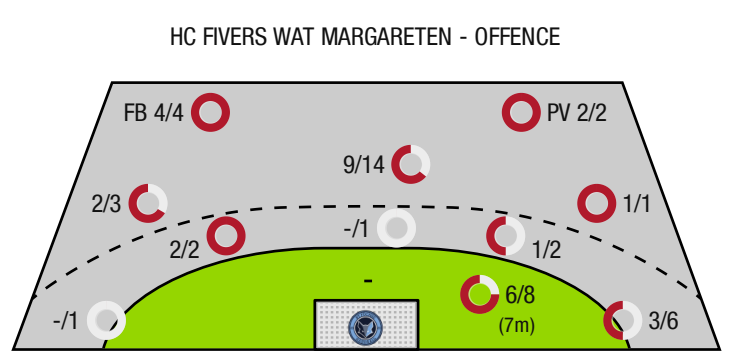
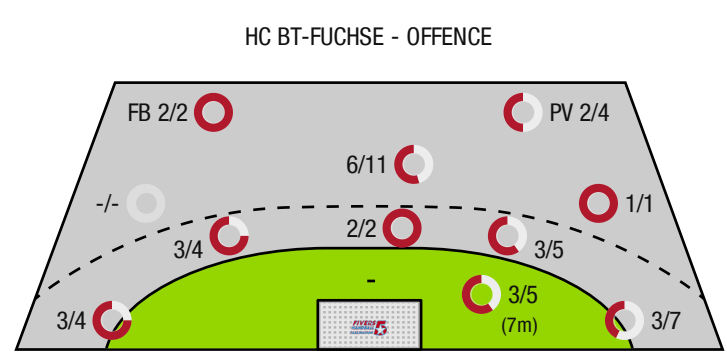
(14 : 15)



Top scorer: Kosi **9** (2min: **7**) | Top scorer: Rattensperger **8** (2min: **5**)



*Attack number is incremented on every change of ball possession.



FB - All fast breaks | PV - Pivot shots



HC BT-Fuchse

ENDED

29 : 30 HC Fivers Wat Margareten



(14 : 15)

Players			Shots (goals)								Others				Penalties			
No	Name	Pos.	Total	7m	6m	9m	Wing	PV	FB	BT*	TF	ST	BS	AS	YC	2min	RC	BC
24	Mitterdorfer, Julian	TW	-% (0/0)															
46	Kroiss, Jan	TW	100% (1/1)															
2	Meleschnig, Clemens	KM	0% (0/1)					0/1					1					
3	Nenadic, Thomas	RM	-% (0/0)															
4	Philipp, Nenadic	LA	50% (1/2)	0/1			1/1									1		
13	Tsakouridis, Christoforos	RM	50% (1/2)		1/1	0/1					1			4	1	2		
17	Kuhn, Thomas	LA	50% (1/2)				1/2											
23	Wolfger, Christoph	KM	40% (2/5)				1/4		1/1									
25	Kosi, Tilen	RM	82% (9/11)	1/2	3/3	3/4	1/1		1/1		1	1		6		1		
26	Breg, Martin	RA	60% (3/5)	1/1			2/3	0/1										
27	Hofstatter, Florian	RM	-% (0/0)															
39	Rastoder, Adel	RL	-% (0/0)															
77	Markusic, Dorian	RM	83% (5/6)		3/3	2/3								4		2		
79	Jankovic, Sandro	KM	100% (2/2)					2/2										
94	Neuhold, Christoph	RM	44% (4/9)	1/1	1/4	2/4					4		1	10		1		
95	Sabazgirae, Hazbulat	KM	-% (0/0)															
0A	Lampel, Laura																	
0B	Teras, Benjamin														1			
0C	Santos, Raul																	
0D	Marinovic, Luka																	
			63% (29/46)	3/5	8/11	7/12	6/11	2/4	2/2	0/0	6	1	1	25	2	7	0	0

A breakthrough (BT) is an additional information for goals that have been achieved from the backcourt. The number of these goals will not be included in the sum of the goals of a player.

Goalkeepers		Shot (saves)							
No	Name	Total	7m	6m	9m	Wing	PV	Fast breaks	Breakthrough
24	Mitterdorfer, Julian	10% (1/10)	25% (1/4)	-% (0/0)	0% (0/3)	0% (0/2)	-% (0/0)	0% (0/1)	-% (0/0)
46	Kroiss, Jan	29% (8/28)	25% (1/4)	25% (1/4)	25% (3/12)	75% (3/4)	0% (0/2)	0% (0/2)	-% (0/0)
		24% (9/38)	25% (2/8)	25% (1/4)	20% (3/15)	50% (3/6)	0% (0/2)	0% (0/3)	-% (0/0)

Team shots	Goals	Saved	Missed	Post	Blocked	Total	Efficiency
7m shots	3	1	0	1	0	3/5	60%
6m shots	8	2	0	1	0	8/11	73%
9m shots	7	3	0	1	1	7/12	58%
Wing shots	6	4	0	1	0	6/11	55%
Pivot	2	1	0	0	0	2/4	50%
Fast breaks	2	0	0	0	0	2/2	100%
Breakthrough	0	0	0	0	0	0/0	NaN%
	29	11	4	4	1	29/46	63%

LEGEND

PV	Pivot shots
FB	All fast breaks
BT	Breakthrough
TF	Technical fault
ST	Steals
BS	Blocked shots
AS	Assist
YC	Yellow cards
2min	2 Minute suspension
RC	Red cards
BC	Blue cards

It is possible in individual cases, that differences between the sum of individual player statistics and team statistics occur. The reason is that due to the speed of a handball game at individual events our scouts can not assign the player data correctly.



HC BT-Fuchse

ENDED

29 : 30 HC Fivers Wat Margareten

(14 : 15)



Players			Shots (goals)								Others				Penalties			
No	Name	Pos.	Total	7m	6m	9m	Wing	PV	FB	BT*	TF	ST	BS	AS	YC	2min	RC	BC
51	Oleksii, Novikov	TW	-% (0/0)											1				
56	Novakovic, Sergej	TW	-% (0/0)															
15	Gangel, Philipp	LA	67% (2/3)	1/2				1/1										
25	Weiser, Samuel	RL	0% (0/1)		0/1						2			3		2		
35	Gangel, Lukas	RR	67% (2/3)			2/3								1				
45	Maksic, Velibor	RR	100% (3/3)		1/1	2/2												
50	Tikvic, Emanuel	RL	-% (0/0)															
53	Dvorak, Florentin	RR	0% (0/2)		0/1		0/1				1			3				
55	Martinovic, Marin	RM	100% (5/5)	3/3		2/2					1							
57	Rudnicki, Mats	RL	63% (5/8)		1/1	4/7							1	5				
58	Brenneis, Leander	KM	100% (1/1)					1/1			1			2		1		
59	Rattensperger, Matthias	RA	73% (8/11)	2/3			3/5		3/3							1		
65	Breit, Leon	LA	0% (0/1)				0/1											
75	Riede, Maximilian	RA	-% (0/0)															
85	Schuh, Fabio	RM	67% (4/6)		1/1	2/4			1/1		4			7		1		
95	Lichtblau, Lorin	LA	-% (0/0)															
0A	Jonas, Herbert																	
0B	Eckl, Peter																	
0C	Neckam, Monika																	
0D	Glatzi, Fabian																	
			68% (30/44)	6/8	3/5	12/18	3/7	2/2	4/4	0/0	9	0	1	22	1	5	0	0

A breakthrough (BT) is an additional information for goals that have been achieved from the backcourt. The number of these goals will not be included in the sum of the goals of a player.

Goalkeepers		Shot (saves)							
No	Name	Total	7m	6m	9m	Wing	PV	Fast breaks	Breakthrough
51	Oleksii, Novikov	32% (11/34)	33% (1/3)	20% (2/10)	38% (3/8)	44% (4/9)	50% (1/2)	0% (0/2)	-% (0/0)
56	Novakovic, Sergej	0% (0/5)	0% (0/1)	-% (0/0)	0% (0/2)	0% (0/1)	0% (0/1)	-% (0/0)	-% (0/0)
		28% (11/39)	25% (1/4)	20% (2/10)	30% (3/10)	40% (4/10)	33% (1/3)	0% (0/2)	-% (0/0)

Team shots	Goals	Saved	Missed	Post	Blocked	Total	Efficiency
7m shots	6	2	0	0	0	6/8	75%
6m shots	3	1	0	1	0	3/5	60%
9m shots	12	3	1	1	1	12/18	67%
Wing shots	3	3	0	0	0	3/7	43%
Pivot	2	0	0	0	0	2/2	100%
Fast breaks	4	0	0	0	0	4/4	100%
Breakthrough	0	0	0	0	0	0/0	NaN%
	30	9	4	2	1	30/44	68%

LEGEND

PV	Pivot shots
FB	All fast breaks
BT	Breakthrough
TF	Technical fault
ST	Steals
BS	Blocked shots
AS	Assist
YC	Yellow cards
2min	2 Minute suspension
RC	Red cards
BC	Blue cards

It is possible in individual cases, that differences between the sum of individual player statistics and team statistics occur. The reason is that due to the speed of a handball game at individual events our scouts can not assign the player data correctly.