



Date: 27/05/26
 Time: 18:00
 Match: Round: 2. Matchday, Match ID: 71421354, Season: 25/26
 Venue: Ballspielhalle Ferlach
 Referees: ,

MATCH-REPORT

HLA Meisterliga

www.hla.at

#GeballteLeidenschaft

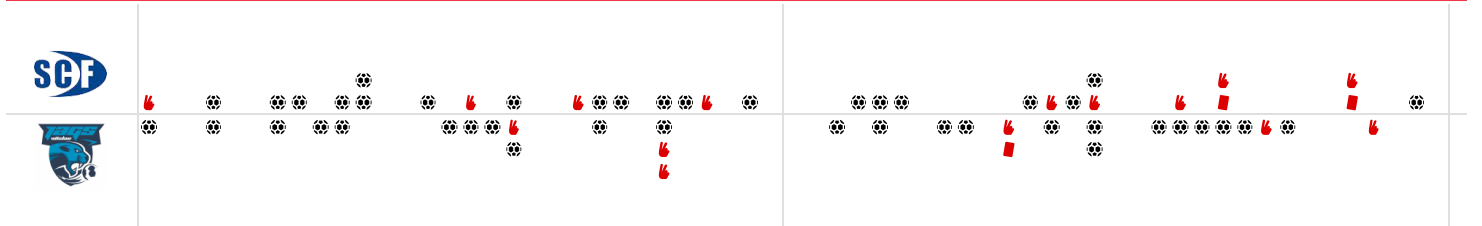
ENDED

SC Ferlach

20 : 24

(13 : 11)

JAGS Voslau



Top scorer: Nosan, Gonzalez-Martinez Perkusic **4** 2min: **9** Top scorer: Mendonca, Abrahao **5** 2min: **6**

SCORING EFFICIENCY: 44%

Total shots: 45

Goals: 20

Saved: 16

Missed: 4

Post: 4

Blocked: 3

7M EFFICIENCY

67%

6 Goals scored **9** 7m awarded

Unsuccessful:
 09:35 | 81 MILICEVIC (BAR)
 19:30 | 22 PERKUSIC (POST)
 53:59 | 50 GONZALEZ-MARTINEZ (SAVE)

SCORING EFFICIENCY: 59%

Total shots: 41

Goals: 24

Saved: 11

Missed: 5

Post: 3

Blocked: 0

7M EFFICIENCY

75%

3 Goals scored **4** 7m awarded

Unsuccessful:
 12:43 | 68 SCHARTEL (BAR)

ATTACK SUCCESS **GOALKEEPER EFFICIENCY** **DEFENDING EFFICIENCY**

38%

20 Goals scored **53** Attack*

40%

16 Saves **40** Shots on target

55%

24 Goals conceded **53** Attack conceded*

DEFENDING EFFICIENCY **GOALKEEPER EFFICIENCY** **ATTACK SUCCESS**

62%

20 Goals conceded **53** Attack conceded*

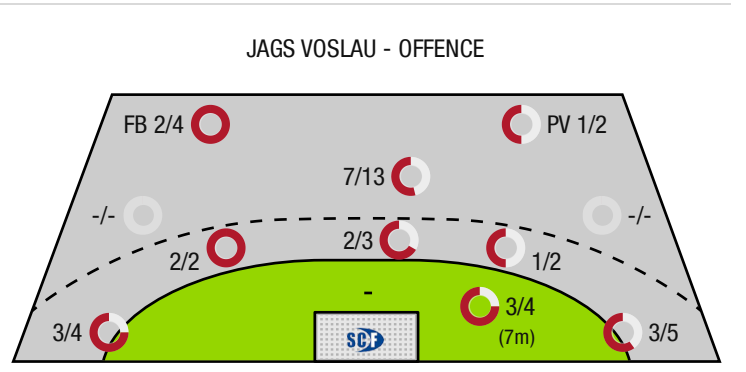
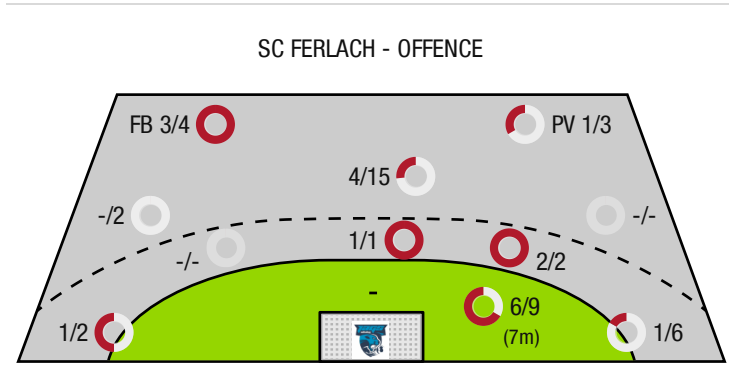
35%

11 Saves **31** Shots on target

45%

24 Goals scored **53** Attack*

*Attack number is incremented on every change of ball possession.



FB - All fast breaks PV - Pivot shots



SC Ferlach

ENDED

20 : 24

(13 : 11)

JAGS Voslau



Players			Shots (goals)								Others				Penalties			
No	Name	Pos.	Total	7m	6m	9m	Wing	PV	FB	BT*	TF	ST	BS	AS	YC	2min	RC	BC
1	Dobaj, Gasper	TW	-% (0/0)															
92	Jakob, Kelich	TW	-% (0/0)															
96	Konecny, Michal Martin	TW	-% (0/0)											1				
8	Knapp, Simon	KM	-% (0/0)													3	1	
13	Gysin, David	RR	-% (0/0)								1			3				
15	Besser, Noel	RL	-% (0/0)															
17	Kelih, Markus	RM	100% (1/1)		1/1						1							
21	Gartner, Tine	RA	25% (1/4)				1/4				1							
22	Perkusic, Toni	RR	44% (4/9)	1/2		2/6			1/1		2			2				
25	Ploner, Florian	LA	67% (2/3)				1/2		1/1		1	1				1		
27	Pernovsek, Luka	RA	33% (1/3)				0/2		1/1		2					1		
50	Gonzalez-Martinez, Adonis	RM	80% (4/5)	4/5														
57	Leban, Patrik	RM	33% (2/6)			1/5		1/1			2			1		1		
81	Milicevic, Adrian	KM	20% (1/5)	1/2				0/2	0/1							3	1	
93	Nosan, Blaz	RM	44% (4/9)		2/2	1/6					1			3				
0A	Barisic, Miro																	
0B	Begus, Robert																	
0C	Holz, Christoph																	
			44% (20/45)	6/9	3/3	4/17	2/8	1/3	3/4	0/0	11	1	0	10	0	9	2	0

A breakthrough (BT) is an additional information for goals that have been achieved from the backcourt. The number of these goals will not be included in the sum of the goals of a player.

Goalkeepers		Shot (saves)							
No	Name	Total	7m	6m	9m	Wing	PV	Fast breaks	Breakthrough
1	Dobaj, Gasper	8% (1/12)	0% (0/2)	0% (0/3)	0% (0/2)	0% (0/3)	50% (1/2)	-% (0/0)	-% (0/0)
92	Jakob, Kelich	100% (1/1)	-% (0/0)	-% (0/0)	-% (0/0)	100% (1/1)	-% (0/0)	-% (0/0)	-% (0/0)
96	Konecny, Michal Martin	43% (9/21)	0% (0/1)	50% (2/4)	38% (3/8)	25% (1/4)	-% (0/0)	67% (2/3)	-% (0/0)
		32% (11/34)	0% (0/3)	29% (2/7)	30% (3/10)	25% (2/8)	50% (1/2)	67% (2/3)	-% (0/0)

Team shots	Goals	Saved	Missed	Post	Blocked	Total	Efficiency
7m shots	6	1	0	2	0	6/9	67%
6m shots	3	0	0	0	0	3/3	100%
9m shots	4	8	1	1	3	4/17	24%
Wing shots	2	5	0	1	0	2/8	25%
Pivot	1	2	0	0	0	1/3	33%
Fast breaks	3	0	0	0	0	3/4	75%
Breakthrough	0	0	0	0	0	0/0	NaN%
	20	16	4	4	3	20/45	44%

LEGEND

PV	Pivot shots
FB	All fast breaks
BT	Breakthrough
TF	Technical fault
ST	Steals
BS	Blocked shots
AS	Assist
YC	Yellow cards
2min	2 Minute suspension
RC	Red cards
BC	Blue cards

It is possible in individual cases, that differences between the sum of individual player statistics and team statistics occur. The reason is that due to the speed of a handball game at individual events our scouts can not assign the player data correctly.



SC Ferlach

ENDED

20 : 24

(13 : 11)

JAGS Voslau



Players			Shots (goals)								Others				Penalties			
No	Name	Pos.	Total	7m	6m	9m	Wing	PV	FB	BT*	TF	ST	BS	AS	YC	2min	RC	BC
1	Bauer,Thomas	TW	-% (0/0)															
61	Kaiper,Florian	TW	0% (0/1)											1				
4	Giner Duran,Roger	RA	80% (4/5)		1/1		3/4				1							
5	Nikolic,Lukas	RL	-% (0/0)											2				
9	Abrahao,Leonardo	RM	71% (5/7)		1/1	4/5			0/1		4			5				
11	Muck,Raphael	RA	17% (1/6)		1/3	0/2			0/1					3				
14	Scheicher,Emil	RR	-% (0/0)															
23	Barta,Christoph	RA	0% (0/1)				0/1											
34	Bachmann,Moritz	RL	75% (3/4)			2/3			1/1		3			8				
41	Kovacec,Jan	RM	50% (2/4)		1/1	1/3					1			2		2		
55	Mendonca,Eduardo	KM	71% (5/7)	3/3				1/2	1/1		3		3					
59	Baxter,John	RL	0% (0/1)				0/1				1							
66	Doblhoff-deir,Moritz	RL	-% (0/0)															
68	Schartel,Fabian	LA	80% (4/5)	0/1	1/1		3/3											
84	Dell,Jonas	RL	-% (0/0)								1					1		
95	Kirveliavicius,Romas	RL	-% (0/0)													3	1	
0A	Eberl,Roland																	
0B	Salvat Sanchez,Sebastian																	
0C	Halperin,Moshe																	
0D	Tatzgern,Nino																	
			59% (24 /41)	3/4	5/7	7/13	6/9	1/2	2/4	0/0	14	0	3	21	0	6	1	0

A breakthrough (BT) is an additional information for goals that have been achieved from the backcourt. The number of these goals will not be included in the sum of the goals of a player.

Goalkeepers		Shot (saves)							
No	Name	Total	7m	6m	9m	Wing	PV	Fast breaks	Breakthrough
1	Bauer,Thomas	0% (0 /2)	0% (0 /2)	-% (0 /0)	-% (0 /0)	-% (0 /0)	-% (0 /0)	-% (0 /0)	-% (0 /0)
61	Kaiper,Florian	50% (16 /32)	20% (1 /5)	0% (0 /3)	67% (8 /12)	71% (5 /7)	67% (2 /3)	0% (0 /2)	-% (0 /0)
		47% (16 /34)	14% (1 /7)	0% (0 /3)	67% (8 /12)	71% (5 /7)	67% (2 /3)	0% (0 /2)	-% (0 /0)

Team shots	Goals	Saved	Missed	Post	Blocked	Total	Efficiency
7m shots	3	0	0	1	0	3/4	75%
6m shots	5	2	0	0	0	5/7	71%
9m shots	7	3	2	1	0	7/13	54%
Wing shots	6	2	0	1	0	6/9	67%
Pivot	1	1	0	0	0	1/2	50%
Fast breaks	2	2	0	0	0	2/4	50%
Breakthrough	0	0	0	0	0	0/0	NaN%
	24	11	5	3	0	24/41	59%

LEGEND

PV	Pivot shots
FB	All fast breaks
BT	Breakthrough
TF	Technical fault
ST	Steals
BS	Blocked shots
AS	Assist
YC	Yellow cards
2min	2 Minute suspension
RC	Red cards
BC	Blue cards

It is possible in individual cases, that differences between the sum of individual player statistics and team statistics occur. The reason is that due to the speed of a handball game at individual events our scouts can not assign the player data correctly.