



Date: 27/05/26
 Time: 20:20
 Match: Round: 2. Matchday, Match ID: 71421356, Season: 25/26
 Venue: Sporthalle Margareten
 Referees: ,

MATCH-REPORT

HLA Meisterliga

www.hla.at

#GeballteLeidenschaft

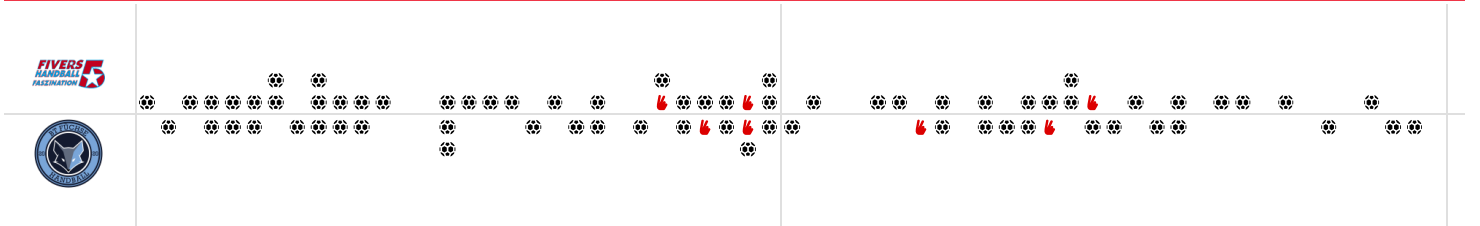
ENDED

HC Fivers Wat Margareten

39 : 30

HC BT-Fuchse

(24 : 18)



Top scorer: Schuh **8** 2min: **3** Top scorer: Kosi **8** 2min: **4**

SCORING EFFICIENCY: 71%

Total shots: 55

Goals: 39

Saved: 10

Missed: 5

Post: 3

Blocked: 1

7M EFFICIENCY

67%

2

Goals scored

3

7m awarded

Unsuccessful:
 46:23 | 59 RATTENSPERGER (SAVE)

SCORING EFFICIENCY: 61%

Total shots: 49

Goals: 30

Saved: 15

Missed: 3

Post: 1

Blocked: 1

7M EFFICIENCY

75%

6

Goals scored

8

7m awarded

Unsuccessful:
 34:41 | 94 NEUHOLD (SAVE)
 54:51 | 4 PHILIPP (SAVE)

ATTACK SUCCESS **GOALKEEPER EFFICIENCY** **DEFENDING EFFICIENCY**

71%

39
Goals scored

55
Attack*

25%

10
Saves

40
Shots on target

44%

30
Goals conceded

54
Attack conceded*

DEFENDING EFFICIENCY **GOALKEEPER EFFICIENCY** **ATTACK SUCCESS**

29%

39
Goals conceded

55
Attack conceded*

28%

15
Saves

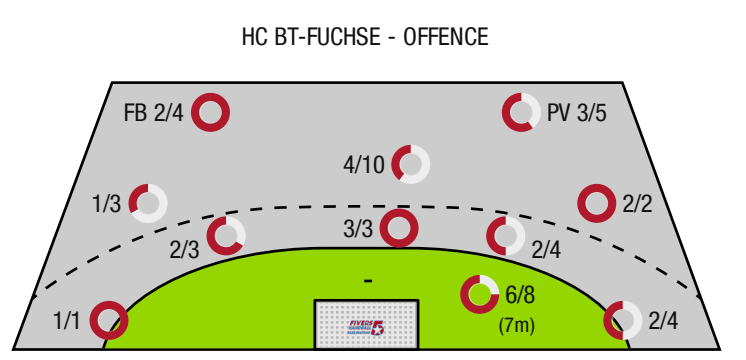
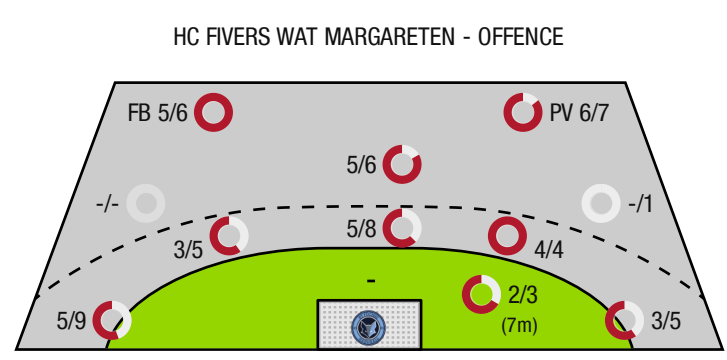
54
Shots on target

56%

30
Goals scored

54
Attack*

*Attack number is incremented on every change of ball possession.



FB - All fast breaks PV - Pivot shots

ENDED

HC Fivers Wat Margareten **39 : 30**

HC BT-Fuchse



(24 : 18)

Players			Shots (goals)								Others				Penalties			
No	Name	Pos.	Total	7m	6m	9m	Wing	PV	FB	BT*	TF	ST	BS	AS	YC	2min	RC	BC
51	Oleksii, Novikov	TW	100% (1/1)								1							
56	Novakovic, Sergej	TW	-% (0/0)															
15	Gangel, Philipp	LA	71% (5/7)				3/5		2/2									
25	Weiser, Samuel	RL	100% (2/2)					2/2					1					
35	Gangel, Lukas	RR	-% (0/0)											1				
45	Maksic, Velibor	RR	100% (2/2)		1/1			1/1		1/1				1				
50	Tikvic, Emanuel	RL	25% (1/4)		0/2	0/1			1/1		1	1		1				
53	Dvorak, Florentin	RR	50% (1/2)		1/1	0/1				1/1				6				
55	Martinovic, Marin	RM	100% (1/1)			1/1								3				
57	Rudnicki, Mats	RL	60% (3/5)		2/4	1/1				2/3	1			5		1		
58	Brenneis, Leander	KM	67% (4/6)		1/2			3/4										
59	Rattensperger, Matthias	RA	70% (7/10)	2/3	2/2		3/5			1/1						1		
65	Breit, Leon	LA	100% (3/3)				2/2		1/1					1				
75	Riede, Maximilian	RA	-% (0/0)															
85	Schuh, Fabio	RM	89% (8/9)		4/4	3/3			1/2	4/4	2			6				
95	Lichtblau, Lorin	LA	33% (1/3)		1/1		0/2											
0A	Jonas, Herbert																	
0B	Eckl, Peter																	
0C	Neckam, Monika																	
0D	Glatzl, Fabian																	
			71% (39/55)	2/3	12/17	5/7	8/14	6/7	5/6	9/10	5	1	1	24	0	3	0	0

A breakthrough (BT) is an additional information for goals that have been achieved from the backcourt. The number of these goals will not be included in the sum of the goals of a player.

Goalkeepers		Shot (saves)							
No	Name	Total	7m	6m	9m	Wing	PV	Fast breaks	Breakthrough
51	Oleksii, Novikov	29% (9/31)	0% (0/1)	13% (1/8)	40% (4/10)	40% (2/5)	25% (1/4)	50% (1/2)	20% (1/5)
56	Novakovic, Sergej	46% (6/13)	29% (2/7)	100% (2/2)	50% (1/2)	-% (0/0)	-% (0/0)	50% (1/2)	100% (1/1)
		34% (15/44)	25% (2/8)	30% (3/10)	42% (5/12)	40% (2/5)	25% (1/4)	50% (2/4)	33% (2/6)

Team shots	Goals	Saved	Missed	Post	Blocked	Total	Efficiency
7m shots	2	1	0	0	0	2/3	67%
6m shots	12	1	2	1	1	12/17	71%
9m shots	5	1	0	1	0	5/7	71%
Wing shots	8	5	0	1	0	8/14	57%
Pivot	6	1	0	0	0	6/7	86%
Fast breaks	5	1	0	0	0	5/6	83%
Breakthrough	9	0	0	1	0	9/10	90%
	39	10	5	3	1	39/55	71%

LEGEND

PV	Pivot shots
FB	All fast breaks
BT	Breakthrough
TF	Technical fault
ST	Steals
BS	Blocked shots
AS	Assist
YC	Yellow cards
2min	2 Minute suspension
RC	Red cards
BC	Blue cards

It is possible in individual cases, that differences between the sum of individual player statistics and team statistics occur. The reason is that due to the speed of a handball game at individual events our scouts can not assign the player data correctly.

ENDED



HC Fivers Wat Margareten

39 : 30

HC BT-Fuchse



(24 : 18)

Players			Shots (goals)								Others				Penalties			
No	Name	Pos.	Total	7m	6m	9m	Wing	PV	FB	BT*	TF	ST	BS	AS	YC	2min	RC	BC
24	Mitterdorfer, Julian	TW	-% (0/0)															
46	Kroiss, Jan	TW	-% (0/0)															
2	Meleschnig, Clemens	KM	80% (4/5)					1/2	1/1							1		
3	Nenadic, Thomas	RM	50% (1/2)			1/2												
4	Philipp, Nenadic	LA	50% (2/4)	1/2					1/2									
13	Tsakouridis, Christoforos	RM	67% (2/3)		1/1	1/2				1/1	1	2		4		2		
17	Kuhn, Thomas	LA	100% (1/1)				1/1											
23	Wolfger, Christoph	KM	-% (0/0)															
25	Kosi, Tilen	RM	89% (8/9)	1/1	3/3	4/5				2/2	2			4				
26	Breg, Martin	RA	80% (4/5)	2/2			2/3					1		2				
27	Hofstatter, Florian	RM	0% (0/1)				0/1											
39	Rastoder, Adel	RL	100% (1/1)		1/1					1/1	1		1					
77	Markusic, Dorian	RM	29% (2/7)		2/3	0/3			0/1	0/1	2			2				
79	Jankovic, Sandro	KM	50% (1/2)					1/2			1							
94	Neuhold, Christoph	RM	38% (3/8)	2/3	0/2	1/3				0/1	1			1		1		
95	Sabazgirae, Hazbulat	KM	100% (1/1)					1/1										
0A	Kabilagic, Nihad																	
0B	Teras, Benjamin																	
0C	Santos, Raul																	
0D	Marinovic, Luka																	
			61% (30/49)	6/8	7/10	7/15	3/5	3/5	2/4	4/6	8	3	1	13	0	4	0	0

A breakthrough (BT) is an additional information for goals that have been achieved from the backcourt. The number of these goals will not be included in the sum of the goals of a player.

Goalkeepers		Shot (saves)							
No	Name	Total	7m	6m	9m	Wing	PV	Fast breaks	Breakthrough
24	Mitterdorfer, Julian	12% (2/17)	-% (0/0)	0% (0/4)	20% (1/5)	0% (0/2)	0% (0/2)	25% (1/4)	0% (0/4)
46	Kroiss, Jan	27% (8/30)	33% (1/3)	11% (1/9)	0% (0/1)	45% (5/11)	20% (1/5)	0% (0/1)	0% (0/5)
		21% (10/47)	33% (1/3)	8% (1/13)	17% (1/6)	38% (5/13)	14% (1/7)	20% (1/5)	0% (0/9)

Team shots	Goals	Saved	Missed	Post	Blocked	Total	Efficiency
7m shots	6	2	0	0	0	6/8	75%
6m shots	7	3	0	0	0	7/10	70%
9m shots	7	5	1	1	1	7/15	47%
Wing shots	3	2	0	0	0	3/5	60%
Pivot	3	1	0	0	0	3/5	60%
Fast breaks	2	2	0	0	0	2/4	50%
Breakthrough	4	2	0	0	0	4/6	67%
	30	15	3	1	1	30/49	61%

LEGEND

PV	Pivot shots
FB	All fast breaks
BT	Breakthrough
TF	Technical fault
ST	Steals
BS	Blocked shots
AS	Assist
YC	Yellow cards
2min	2 Minute suspension
RC	Red cards
BC	Blue cards

It is possible in individual cases, that differences between the sum of individual player statistics and team statistics occur. The reason is that due to the speed of a handball game at individual events our scouts can not assign the player data correctly.