



Date: 06/06/26  
 Time: 20:35  
 Match: Round: 1. Matchday, Match ID: 71769864, Season: 25/26  
 Venue: Sporthalle Margareten  
 Referees: ,

# MATCH-REPORT

HLA Meisterliga

www.hla.at

#GeballteLeidenschaft

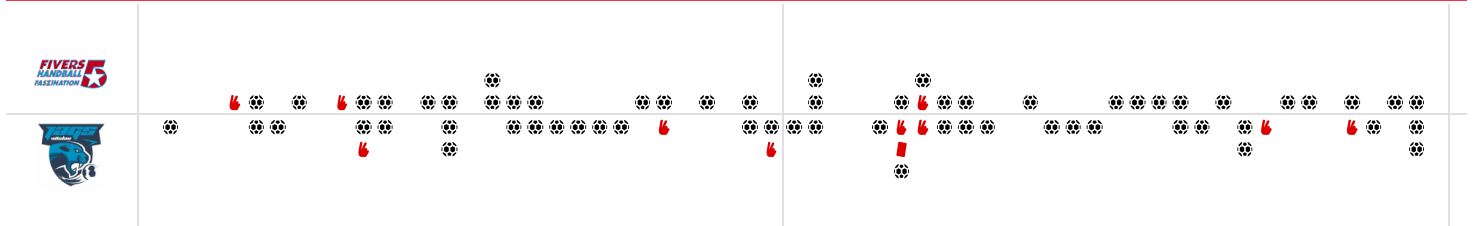
ENDED

HC Fivers Wat Margareten

31 : 32

JAGS Voslau

( 14 : 15 )



Top scorer: Rattensperger **11** | 2min: **3** | Top scorer: Mendonca **9** | 2min: **7**

**SCORING EFFICIENCY: 61%**

Total shots: 51

Goals: 31

Saved: 14

Missed: 6

Post: 4

Blocked: 0

**7M EFFICIENCY**

100%

**7**
**7**

Goals scored
7m awarded

Unsuccessful:

**SCORING EFFICIENCY: 65%**

Total shots: 49

Goals: 32

Saved: 14

Missed: 3

Post: 1

Blocked: 0

**7M EFFICIENCY**

86%

**6**
**7**

Goals scored
7m awarded

Unsuccessful:  
24:21 | 68 SCHARTEL (SAVE)

**ATTACK SUCCESS**    **GOALKEEPER EFFICIENCY**    **DEFENDING EFFICIENCY**

58%

**31**    **53**

Goals scored    Attack\*

30%

**14**    **46**

Saves    Shots on target

38%

**32**    **52**

Goals conceded    Attack conceded\*

**DEFENDING EFFICIENCY**    **GOALKEEPER EFFICIENCY**    **ATTACK SUCCESS**

42%

**31**    **53**

Goals conceded    Attack conceded\*

31%

**14**    **45**

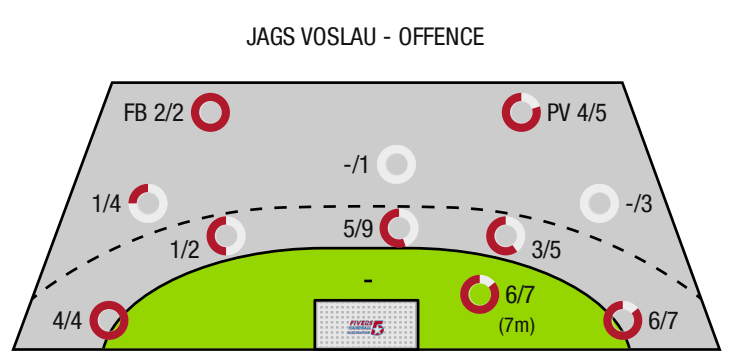
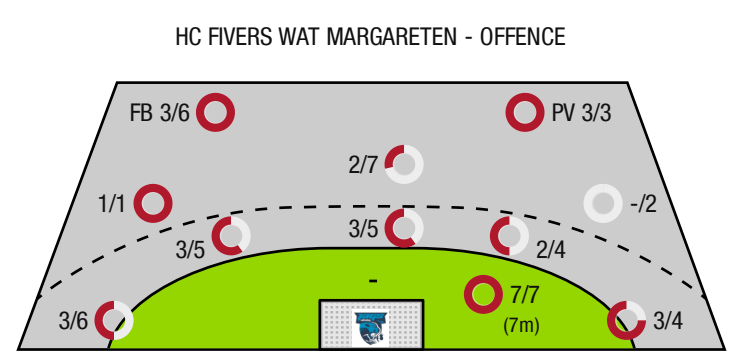
Saves    Shots on target

62%

**32**    **52**

Goals scored    Attack\*

\*Attack number is incremented on every change of ball possession.



FB - All fast breaks    PV - Pivot shots

ENDED

HC Fivers Wat Margareten **31 : 32**

JAGS Voslau



( 14 : 15 )

Players			Shots (goals)								Others				Penalties			
No	Name	Pos.	Total	7m	6m	9m	Wing	PV	FB	BT*	TF	ST	BS	AS	YC	2min	RC	BC
51	Oleksii, Novikov	TW	-% (0/0)															
56	Novakovic, Sergej	TW	100% (1/1)															
15	Gangel, Philipp	LA	50% (2/4)				2/4											
25	Weiser, Samuel	RL	50% (1/2)						1/2							2		
35	Gangel, Lukas	RR	50% (1/2)		1/1	0/1				1/1								
45	Maksic, Velibor	RR	100% (1/1)		1/1					1/1				1				
50	Tikvic, Emanuel	RL	67% (2/3)		1/2	1/1								1				
53	Dvorak, Florentin	RR	0% (0/4)		0/3	0/1				0/2				1				
55	Martinovic, Marin	RM	100% (2/2)		1/1	1/1					1			5				
57	Rudnicki, Mats	RL	33% (3/9)		2/4	1/5				0/2	1			3				
58	Brenneis, Leander	KM	100% (3/3)					3/3										
59	Rattensperger, Matthias	RA	79% (11/14)	7/7			3/4		1/3									
65	Breit, Leon	LA	50% (1/2)				1/2							1				
75	Riede, Maximilian	RA	-% (0/0)															
85	Schuh, Fabio	RM	75% (3/4)		2/2	0/1			1/1	2/2				2				
95	Lichtblau, Lorin	LA	-% (0/0)											1		1		
0A	Jonas, Herbert																	
0B	Eckl, Peter																	
0C	Neckam, Monika																	
0D	Glatzi, Fabian																	
			<b>61% (31 /51)</b>	<b>7/7</b>	<b>8/14</b>	<b>3/10</b>	<b>6/10</b>	<b>3/3</b>	<b>3/6</b>	<b>4/8</b>	<b>2</b>	<b>0</b>	<b>0</b>	<b>15</b>	<b>0</b>	<b>3</b>	<b>0</b>	<b>0</b>

A breakthrough (BT) is an additional information for goals that have been achieved from the backcourt. The number of these goals will not be included in the sum of the goals of a player.

Goalkeepers		Shot (saves)							
No	Name	Total	7m	6m	9m	Wing	PV	Fast breaks	Breakthrough
51	Oleksii, Novikov	31% (9 /29)	0% (0 /2)	43% (3 /7)	100% (5 /5)	0% (0 /8)	20% (1 /5)	0% (0 /2)	20% (1 /5)
56	Novakovic, Sergej	29% (5 /17)	20% (1 /5)	38% (3 /8)	0% (0 /1)	33% (1 /3)	-% (0 /0)	-% (0 /0)	25% (1 /4)
		<b>30% (14 /46)</b>	<b>14% (1 /7)</b>	<b>40% (6 /15)</b>	<b>83% (5 /6)</b>	<b>9% (1 /11)</b>	<b>20% (1 /5)</b>	<b>0% (0 /2)</b>	<b>22% (2 /9)</b>

Team shots	Goals	Saved	Missed	Post	Blocked	Total	Efficiency
7m shots	7	0	0	0	0	<b>7/7</b>	<b>100%</b>
6m shots	8	3	1	2	0	<b>8/14</b>	<b>57%</b>
9m shots	3	4	1	2	0	<b>3/10</b>	<b>30%</b>
Wing shots	6	4	0	0	0	<b>6/10</b>	<b>60%</b>
Pivot	3	0	0	0	0	<b>3/3</b>	<b>100%</b>
Fast breaks	3	3	0	0	0	<b>3/6</b>	<b>50%</b>
Breakthrough	4	1	0	2	0	<b>4/8</b>	<b>50%</b>
	<b>31</b>	<b>14</b>	<b>6</b>	<b>4</b>	<b>0</b>	<b>31/51</b>	<b>61%</b>

## LEGEND

PV	Pivot shots
FB	All fast breaks
BT	Breakthrough
TF	Technical fault
ST	Steals
BS	Blocked shots
AS	Assist
YC	Yellow cards
2min	2 Minute suspension
RC	Red cards
BC	Blue cards

It is possible in individual cases, that differences between the sum of individual player statistics and team statistics occur. The reason is that due to the speed of a handball game at individual events our scouts can not assign the player data correctly.

ENDED



HC Fivers Wat Margareten

**31 : 32**

JAGS Voslau



( 14 : 15 )

Players			Shots (goals)								Others				Penalties			
No	Name	Pos.	Total	7m	6m	9m	Wing	PV	FB	BT*	TF	ST	BS	AS	YC	2min	RC	BC
1	Bauer,Thomas	TW	-% (0/0)															
61	Kaiper,Florian	TW	-% (0/0)															
4	Giner Duran,Roger	RA	<b>86%</b> (6/7)				6/7							1		1		
5	Nikolic,Lukas	RL	-% (0/0)															
9	Abrahao,Leonardo	RM	<b>50%</b> (1/2)		1/1	0/1				1/1	2			8				
11	Muck,Raphael	RA	<b>50%</b> (5/10)		5/9	0/1				4/6								
14	Scheicher,Emil	RR	-% (0/0)															
17	Dika,Mateo	RA	<b>0%</b> (0/1)			0/1					1	1		2				
34	Bachmann,Moritz	RL	<b>20%</b> (1/5)		1/3	0/2					1			4				
41	Kovacec,Jan	RM	<b>50%</b> (3/6)		2/3	1/3				2/2	1			2				
55	Mendonca,Eduardo	KM	<b>90%</b> (9/10)	5/5				4/5						1		1		
59	Baxter,John	RL	-% (0/0)															
66	Doblhoff-deir,Moritz	RL	-% (0/0)													1		
68	Schartel,Fabian	LA	<b>86%</b> (6/7)	1/2			4/4		1/1									
84	Dell,Jonas	RL	<b>100%</b> (1/1)						1/1							1		
95	Kirveliavicius,Romas	RL	-% (0/0)													3	1	
0A	Eberl,Roland																	
0B	Salvat Sanchez,Sebastian																	
0C	Halperin,Moshe																	
0D	Tatzgern,Nino																	
			<b>65%</b> (32 /49)	6/7	9/16	1/8	10/11	4/5	2/2	7/9	5	1	0	18	0	7	1	0

A breakthrough (BT) is an additional information for goals that have been achieved from the backcourt. The number of these goals will not be included in the sum of the goals of a player.

Goalkeepers		Shot (saves)							
No	Name	Total	7m	6m	9m	Wing	PV	Fast breaks	Breakthrough
1	Bauer,Thomas	<b>25%</b> (1 /4)	<b>0%</b> (0 /3)	<b>-%</b> (0 /0)	<b>-%</b> (0 /0)	<b>100%</b> (1 /1)	<b>-%</b> (0 /0)	<b>-%</b> (0 /0)	<b>-%</b> (0 /0)
61	Kaiper,Florian	<b>32%</b> (13 /41)	<b>0%</b> (0 /4)	<b>27%</b> (3 /11)	<b>57%</b> (4 /7)	<b>33%</b> (3 /9)	<b>0%</b> (0 /3)	<b>50%</b> (3 /6)	<b>20%</b> (1 /5)
		<b>31%</b> (14 /45)	<b>0%</b> (0 /7)	<b>27%</b> (3 /11)	<b>57%</b> (4 /7)	<b>40%</b> (4 /10)	<b>0%</b> (0 /3)	<b>50%</b> (3 /6)	<b>20%</b> (1 /5)

Team shots	Goals	Saved	Missed	Post	Blocked	Total	Efficiency
7m shots	6	1	0	0	0	<b>6/7</b>	<b>86%</b>
6m shots	9	6	1	0	0	<b>9/16</b>	<b>56%</b>
9m shots	1	5	1	1	0	<b>1/8</b>	<b>13%</b>
Wing shots	10	1	0	0	0	<b>10/11</b>	<b>91%</b>
Pivot	4	1	0	0	0	<b>4/5</b>	<b>80%</b>
Fast breaks	2	0	0	0	0	<b>2/2</b>	<b>100%</b>
Breakthrough	7	2	0	0	0	<b>7/9</b>	<b>78%</b>
	32	14	3	1	0	<b>32/49</b>	<b>65%</b>

## LEGEND

PV	Pivot shots
FB	All fast breaks
BT	Breakthrough
TF	Technical fault
ST	Steals
BS	Blocked shots
AS	Assist
YC	Yellow cards
2min	2 Minute suspension
RC	Red cards
BC	Blue cards

It is possible in individual cases, that differences between the sum of individual player statistics and team statistics occur. The reason is that due to the speed of a handball game at individual events our scouts can not assign the player data correctly.