



Date: 16/11/24
Time: 20:00
Match: Round: 10. Matchday, Match ID: 51875159, Season: 24/25
Venue: Sporthalle Margareten
Referees: ,

MATCH-REPORT

HLA Meisterliga

www.hla.at

#GeballteLeidenschaft



HC FIVERS WAT Margareten **32 : 32**
(15 : 16)

Bregenz Handball



Top scorer: Glatzl **5**

2min: **2**

Top scorer: Mahr **7**

2min: **4**

SCORING EFFICIENCY: **67%**

7M EFFICIENCY

Total shots: 48



Goals: 32



Saved: 9



Missed: 5



Post: 2



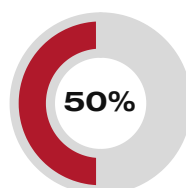
Blocked: 2



Goals scored **3** 7m awarded **3**

Unsuccessful:

7M EFFICIENCY



Goals scored **4** 7m awarded **8**

Unsuccessful:

08:22 | 8 BURGER (2) (SAVE)

44:47 | 30 SVECAK (OFF)

54:51 | 6 MAHR (SAVE)

57:26 | 8 BURGER (2) (OFF)

SCORING EFFICIENCY: **70%**

Total shots: 46



Goals: 32



Saved: 10



Missed: 2



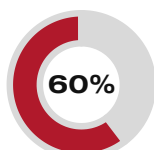
Post: 0



Blocked: 0

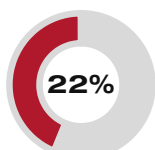


ATTACK SUCCESS



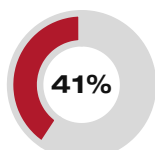
Goals scored **32** Attack* **53**

GOALKEEPER EFFICIENCY



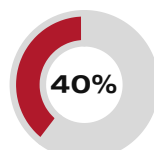
Saves **9** Shots on target **41**

DEFENDING EFFICIENCY



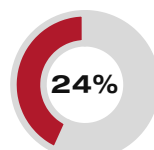
Goals conceded **32** Attack conceded* **54**

DEFENDING EFFICIENCY



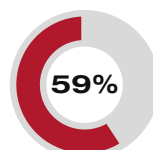
Goals conceded **32** Attack conceded* **53**

GOALKEEPER EFFICIENCY



Saves **10** Shots on target **42**

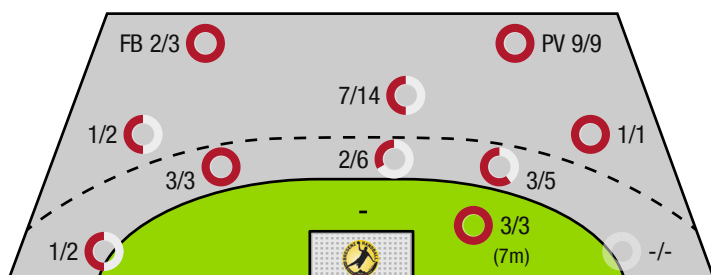
ATTACK SUCCESS



Goals scored **32** Attack* **54**

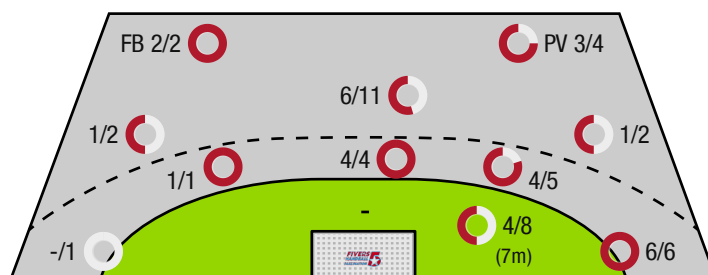
*Attack number is incremented on every change of ball possession.

HC FIVERS WAT MARGARETEN - OFFENCE



FB - All fast breaks PV - Pivot shots

BREGENZ HANDBALL - OFFENCE





HC FIVERS WAT
Margareten

ENDED

32 : 32
(15 : 16)

Bregenz Handball



Players			Shots (goals)								Others				Penalties			
No	Name	Pos.	Total	7m	6m	9m	Wing	PV	FB	BT*	TF	ST	BS	AS	YC	2min	RC	BC
51	Bergmann, Leon	TW	-% (0/0)															
56	David, Jan	TW	-% (0/0)									2						
5	Lichtblau, Lorin	LA	100% (1/1)				1/1											
15	Gangel, Philipp	LA	67% (2/3)		1/1		0/1	1/1			1	1						
25	Weiser, Samuel	RL	67% (2/3)						2/3		1							
35	Gangel, Lukas	RR	67% (4/6)		1/2	3/4				1/1								
45	Sturz, Thomas Andreas	RM	100% (2/2)					2/2										
53	Dvorak, Florentin	RR	100% (2/2)		1/1	1/1				1/1				1				
54	Glatzl, Fabian	RM	71% (5/7)	3/3	1/2	1/2				1/1	1			4				
55	Martinovic, Marin	RM	43% (3/7)		1/1	2/6				2/2				4		1		
57	Nigg, Jakob	RA	60% (3/5)		1/2	0/1		2/2			1	1						
58	Brenneis, Leander	KM	100% (4/4)					4/4								1		
59	Kolar, Markus	RL	-% (0/0)											1				
75	Riede, Maximilian	RA	-% (0/0)															
85	Schuh, Fabio	RM	50% (2/4)		2/3	0/1				1/2	1			1				
95	Seidl, Thomas	RL	50% (2/4)		0/2	2/2				0/2	1			1				
0A	Jonas, H																	
0B	Eckl, Peter																	
0C	Neckam, Monika																	
0D	Heizinger, Florian																	
			67% (32 /48)	3/3	8/14	9/17	1/2	9/9	2/3	6/9	6	4	0	12	0	2	0	0

A breakthrough (BT) is an additional information for goals that have been achieved from the backcourt. The number of these goals will not be included in the sum of the goals of a player.

Goalkeepers		Shot (saves)							
No	Name	Total	7m	6m	9m	Wing	PV	Fast breaks	Breakthrough
51	Bergmann, Leon	25% (1 /4)	50% (1 /2)	0% (0 /1)	0% (0 /1)	-% (0 /0)	-% (0 /0)	-% (0 /0)	-% (0 /0)
56	David, Jan	25% (9 /36)	25% (1 /4)	11% (1 /9)	36% (5 /14)	14% (1 /7)	25% (1 /4)	-% (0 /0)	0% (0 /7)
		25% (10 /40)	33% (2 /6)	10% (1 /10)	33% (5 /15)	14% (1 /7)	25% (1 /4)	-% (0 /0)	0% (0 /7)

Team shots	Goals	Saved	Missed	Post	Blocked	Total	Efficiency
7m shots	3	0	0	0	0	3/3	100%
6m shots	8	3	1	1	1	8/14	57%
9m shots	9	4	2	1	1	9/17	53%
Wing shots	1	1	0	0	0	1/2	50%
Pivot	9	0	0	0	0	9/9	100%
Fast breaks	2	1	0	0	0	2/3	67%
Breakthrough	6	1	0	1	0	6/9	67%
	32	9	5	2	2	32/48	67%

LEGEND

PV	Pivot shots
FB	All fast breaks
BT	Breakthrough
TF	Technical fault
ST	Steals
BS	Blocked shots
AS	Assist
YC	Yellow cards
2min	2 Minute suspension
RC	Red cards
BC	Blue cards

It is possible in individual cases, that differences between the sum of individual player statistics and team statistics occur. The reason is that due to the speed of a handball game at individual events our scouts can not assign the player data correctly.

ENDED



HC FIVERS WAT Margareten **32 : 32**
(15 : 16)

Bregenz Handball



Players			Shots (goals)								Others				Penalties			
No	Name	Pos.	Total	7m	6m	9m	Wing	PV	FB	BT*	TF	ST	BS	AS	YC	2min	RC	BC
16	Hausle, Ralf Patrick	TW	-% (0/0)								1							
46	Kroiss, Jan	TW	-% (0/0)															
6	Mahr, Markus	RL	70% (7/10)	0/1	4/4	2/4			1/1	4/4	4							
8	Burger, Sebastian	LA	40% (2/5)	1/3			0/1		1/1							1		
9	Steurer-Wieser, Florian		-% (0/0)															
11	Brombeis, Matthias	RL	100% (1/1)					1/1					1					
17	Petrychenko, Serhii	KM	67% (2/3)					2/3			2				1	1	1	
22	Kritzinger, Robin	LA	100% (6/6)				6/6											
24	Ulmer, Lukas	RL	100% (1/1)		1/1					1/1						1		
28	Predragovic, Srdjan	RR	38% (3/8)		1/2	2/6					2			3		1		
30	Svecak, Claudio	LA	83% (5/6)	3/4	2/2					2/2	1			4				
57	Ramic, Dian	RL	-% (0/0)															
71	Schroder, Andreas	RL	83% (5/6)		1/1	4/5					2		1	2				
95	Pinter, Dniel	RR	-% (0/0)															
0A	Rinnerthaler, Markus																	
0B	Tanaskovic, Marko																	
0C	Seyr, Sebastian																	
			70% (32 /46)	4/8	9/10	8/15	6/7	3/4	2/2	7/7	12	0	2	9	1	4	1	0

A breakthrough (BT) is an additional information for goals that have been achieved from the backcourt. The number of these goals will not be included in the sum of the goals of a player.

Goalkeepers		Shot (saves)							
No	Name	Total	7m	6m	9m	Wing	PV	Fast breaks	Breakthrough
16	Hausle, Ralf Patrick	23% (7 /30)	0% (0 /2)	30% (3 /10)	23% (3 /13)	0% (0 /1)	0% (0 /5)	50% (1 /2)	20% (1 /5)
46	Kroiss, Jan	18% (2 /11)	0% (0 /1)	0% (0 /3)	50% (1 /2)	100% (1 /1)	0% (0 /4)	0% (0 /1)	0% (0 /2)
		22% (9 /41)	0% (0 /3)	23% (3 /13)	27% (4 /15)	50% (1 /2)	0% (0 /9)	33% (1 /3)	14% (1 /7)

Team shots	Goals	Saved	Missed	Post	Blocked	Total	Efficiency
7m shots	4	2	2	0	0	4/8	50%
6m shots	9	1	0	0	0	9/10	90%
9m shots	8	5	2	0	0	8/15	53%
Wing shots	6	1	0	0	0	6/7	86%
Pivot	3	1	0	0	0	3/4	75%
Fast breaks	2	0	0	0	0	2/2	100%
Breakthrough	7	0	0	0	0	7/7	100%
		32	10	2	0	32/46	70%

LEGEND

PV	Pivot shots
FB	All fast breaks
BT	Breakthrough
TF	Technical fault
ST	Steals
BS	Blocked shots
AS	Assist
YC	Yellow cards
2min	2 Minute suspension
RC	Red cards
BC	Blue cards

It is possible in individual cases, that differences between the sum of individual player statistics and team statistics occur. The reason is that due to the speed of a handball game at individual events our scouts can not assign the player data correctly.